

SERVICE PARTS CATALOG

MODELS

890 FORAGE HARVESTER

880-W WINDROW PICKUP

880-S SICKLE BAR

880-R2 ROW CROP

880-N2 ROW CROP

880-N3 ROW CROP

CORN SNAPPER ATTACHMENTS

ISSUE 3-78

(REPLACES ALL PREVIOUS ISSUES)

SPERRY  NEW HOLLAND

496 787-

GENERAL INFORMATION

1. Whenever the terms left or right are used, it should be understood to mean from a position facing in direction of travel.
2. Throughout this manual you find common hardware, not illustrated, but listed in the description column. The service part immediately preceding a hardware listing is the part using these particular items for mounting purposes. This hardware is not included with the service part or assembly, when ordered as a replacement.
3. Sperry New Holland, a Division of Sperry Rand Corporation is continually striving to improve its products. We must, therefore, reserve the right to make improvements, or changes, when it becomes practical and possible to do so, without incurring any obligation to make changes, or additions, to the equipment sold previously.

ORDERING PARTS

1. Please submit orders on the standard Dealer Order Form and mail to your Branch Office. The form should be completely filled in and any special routing so indicated. Telephone orders, being less accurate, should be limited to "emergency situations".
2. It is requested that parts be listed in numerical sequence, using the current New Holland part numbers. It is advisable to consult the Service Parts Price List for part number supersession, package quantity and other pertinent information.

ALWAYS USE GENUINE NEW HOLLAND PARTS

CONTENTS
MODEL 890 BASE UNIT

GROUP	PAGE NUMBER
ATTACHMENT DRIVE GROUP	23
AUGER GROUP	64, 65
BELTS AND CHAINS	4, 5
CHAINS AND BELTS	4, 5
CLUTCH GROUP, REVERSING GEARBOX	20, 21, 22
CONTROL GROUP, ELECTRIC	54 thru 62
CONTROL GROUP, SPOUT	48, 49, 50, 51, 52
CONTROL BOX GROUP, METAL DETECTOR	34, 35, 36
CUTTERHEAD GROUP	40, 41, 42, 43
CUTTERHEAD SHIELDING GROUP	16, 17
DECAL SET	177
DEFLECTOR GROUP	48, 49, 50, 51, 52
DRIVE GROUP, ATTACHMENT	23
DRIVE GROUP, AUGER	64, 65
DRIVE GROUP, CUTTERHEAD	40, 41, 42, 43
DRIVE GROUP, FEED ROLL	20, 21, 22
DRIVE SHIELDING GROUP	16, 17
ELECTRIC CONTROLS	
CONTROL BOX GROUP	54, 55
DEFLECTOR CONTROL GROUP	56, 57, 58
REVERSING GEARBOX CONTROL GROUP	60, 61, 62
SPOUT CONTROL GROUP	56, 57, 58
WIRING HARNESS	60, 61, 62
EQUALIZER GROUP, FEED ROLL	38, 39
FAN GROUP	48, 49, 50, 51, 52
FEED ROLL GROUP WITHOUT METAL DETECTOR	24, 25, 26, 27
FEED ROLL GROUP WITH METAL DETECTOR	28, 29, 30, 31, 32
FEED ROLL EQUALIZER GROUP	38, 39
GEARBOX GROUP, P.T.O.	13, 14
GEARBOX GROUP, REVERSING	20, 21, 22
JACK GROUP	6, 7, 8
KNIFE GROUP, CUTTERHEAD	40, 41, 42, 43
KNIFE SHARPENER GROUP	44, 45, 46
LENGTH OF CUT CHART	22
LIFT GROUP	6, 7, 8
LINKAGE GROUP, REVERSING GEARBOX	18, 19
MAIN FRAME GROUP	6, 7, 8
METAL DETECTOR CONTROL BOX GROUP	34, 35, 36
P.T.O. GROUP	10, 11, 12
POWER SHARPENER GROUP	44, 45, 46
REVERSING GEARBOX GROUP	20, 21, 22
SHARPENER GROUP, KNIFE	44, 45, 46
SHIELDING GROUP, AUGER	64, 65
SHIELDING GROUP, CUTTERHEAD AND DRIVE	16, 17
SHIELDING GROUP, P.T.O.	10, 11, 12
SPINDLE AND WHEEL GROUP	6, 7, 8
SPOUT GROUP	48, 49, 50, 51, 52
TONGUE GROUP	6, 7, 8
TRANSITION GROUP	48, 49, 50, 51, 52
WHEEL AND SPINDLE GROUP	6, 7, 8

MODEL 880W PICK-UP

AUGER GROUP	68, 69, 70
CLUTCH GROUP, AUGER	68, 69, 70
CLUTCH GROUP, PICK-UP	72, 73, 74

CONTINUE

CONTENTS (CONTINUED)
MODEL 880W PICK-UP

GROUP	PAGE NUMBER
DRIVE GROUP, AUGER	68, 69, 70
DRIVE GROUP, PICK-UP	72, 73, 74
MAIN FRAME GROUP	66, 67
PICK-UP GROUP	72, 73, 74

MODEL 880S SICKLE BAR

AUGER GROUP	78, 79, 80
CLUTCH GROUP, AUGER	78, 79, 80
CLUTCH GROUP, REEL	82, 83, 84
DRIVE GROUP, AUGER	78, 79, 80
DRIVE GROUP, KNIFE	85, 86, 87
DRIVE GROUP, REEL	82, 83, 84
KNIFE GROUP	85, 86, 87
MAIN FRAME GROUP	76, 77
REEL GROUP	82, 83, 84
WOBBLE DRIVE GROUP	85, 86, 87

MODEL 880R2 AND 880N2 2 ROW ROW CROP

BELT, WOBBLE DRIVE	88, 89
BOARDS, GATHERING CHAIN	102, 103, 104, 105
BUMPER, STALK	106, 107, 108, 109
CHAIN, GATHERING CENTER	94, 95, 96
CHAIN, GATHERING, LEFT AND RIGHT	98, 99, 100, 101
DIVIDERS, CROP	106, 107, 108, 109
FENDERS	106, 107, 108, 109
FRAME, MAIN	102, 103, 104, 105
GUIDE, GATHERING CHAIN	102, 103, 104, 105
GUIDES, ROW CROP KNIFE	90, 91, 92, 93
HOOD	106, 107, 108, 109
HOUSING	106, 107, 108, 109
IDLERS, GATHERING CHAIN	94 thru 101
KNIFE ASSEMBLY	90, 91, 92, 93
KNIVES, SICKLE AND SIDE	90, 91, 92, 93
SHAFT, WOBBLE DRIVE	88, 89
SHEAR BOLT, GATHERING CHAIN DRIVE	98, 99, 100, 101
SHEAVE, WOBBLE DRIVE	88, 89
SHOES, WEAR	102, 103, 104, 105
SPROCKETS, GATHERING CHAIN	94 thru 101
STRIPPERS, CROP	102, 103, 104, 105
TRASH SHIELD	106, 107, 108, 109
"U" JOINTS AND SHAFTS, GATHERING CHAIN	98, 99, 100, 101
WOBBLE DRIVE	88, 89

MODEL 880N3 3 ROW ROW CROP

BELT, WOBBLE DRIVE	120, 121
BOARD, CHAIN	110, 111, 112, 113
BUMPER, STALK	114, 115, 116, 117, 118
CHAINS, GATHERING	126 thru 132
DIVIDERS	114, 115, 116, 117, 118
FENDERS	114, 115, 116, 117, 118
FRAME, MAIN	110, 111, 112, 113
GUIDES, CHAIN	110 thru 118
GUIDES, ROW CROP KNIFE	122, 123, 124, 125

CONTINUE

CONTENTS (CONTINUED)
MODEL 880N3 3 ROW ROW CROP

GROUP	PAGE NUMBER
HOOD	114,115,116,117,118
HOUSING	114,115,116,117,118
IDLERS, GATHERING CHAIN	126 thru 132
KNIFE ASSEMBLY	122,123,124,125
KNIVES, SICKLE AND SIDE	122,123,124,125
SHAFT, WOBBLE DRIVE	120,121
SHEAR BOLT, GATHERING CHAIN DRIVE	126,127,128,129
SHEAVE, WOBBLE DRIVE	120,121
SHOES, WEAR	110,111,112,113
SLIDES, KNIFE	122,123,124,125
SPROCKETS, CHANGE	126,127,128,129
SPROCKETS, GATHERING CHAIN	126 thru 132
STRIPPERS, CROP	110,111,112,113
"U" JOINTS AND SHAFTS, GATHERING CHAIN	126 thru 132
WOBBLE DRIVE	120,121

CORN SNAPPING ATTACHMENT

ADAPTOR GROUP, BASE UNIT	155
AUGER GROUP	153,154
CHAIN, GATHERING	138,139,140,141,142
CLUTCH, AUGER SLIP	153,154
CLUTCH, ROW UNIT	138,139,140,141,142
DRIVE GROUP, AUGER	153,154
DRIVE GROUP, MAIN	150,151,152
FEEDER ASSIST BUNDLE	155,156
FRAME, MAIN	134,135,136
FRAME, ROW UNIT	138,139,140,141,142
GUIDES, GATHERING CHAIN	138,139,140,141,142
KNIVES	138,139,140,141,142
ROW UNIT	138,139,140,141,142
SHEET METAL GROUP, INNER	144,145,146
SHEET METAL GROUP, OUTER	148,149
SHOES, WEAR	138,139,140,141,142

ATTACHMENTS

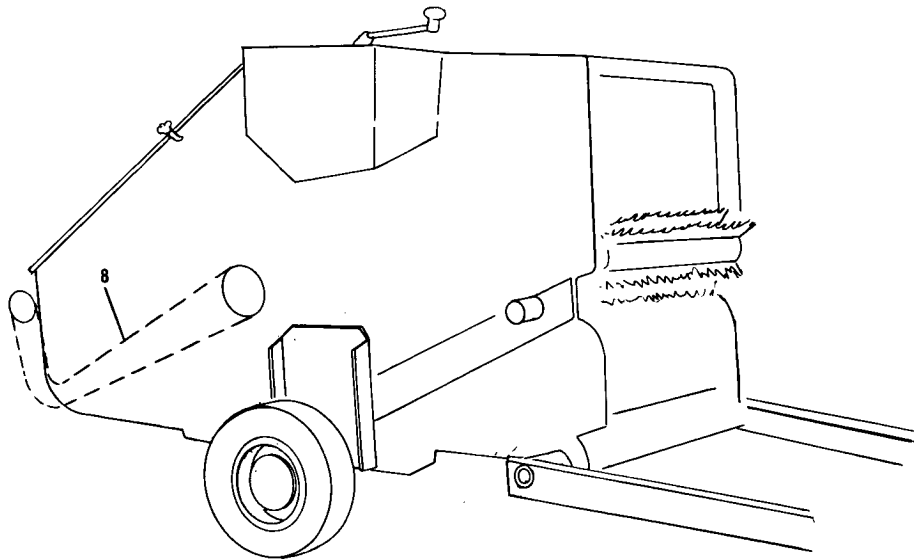
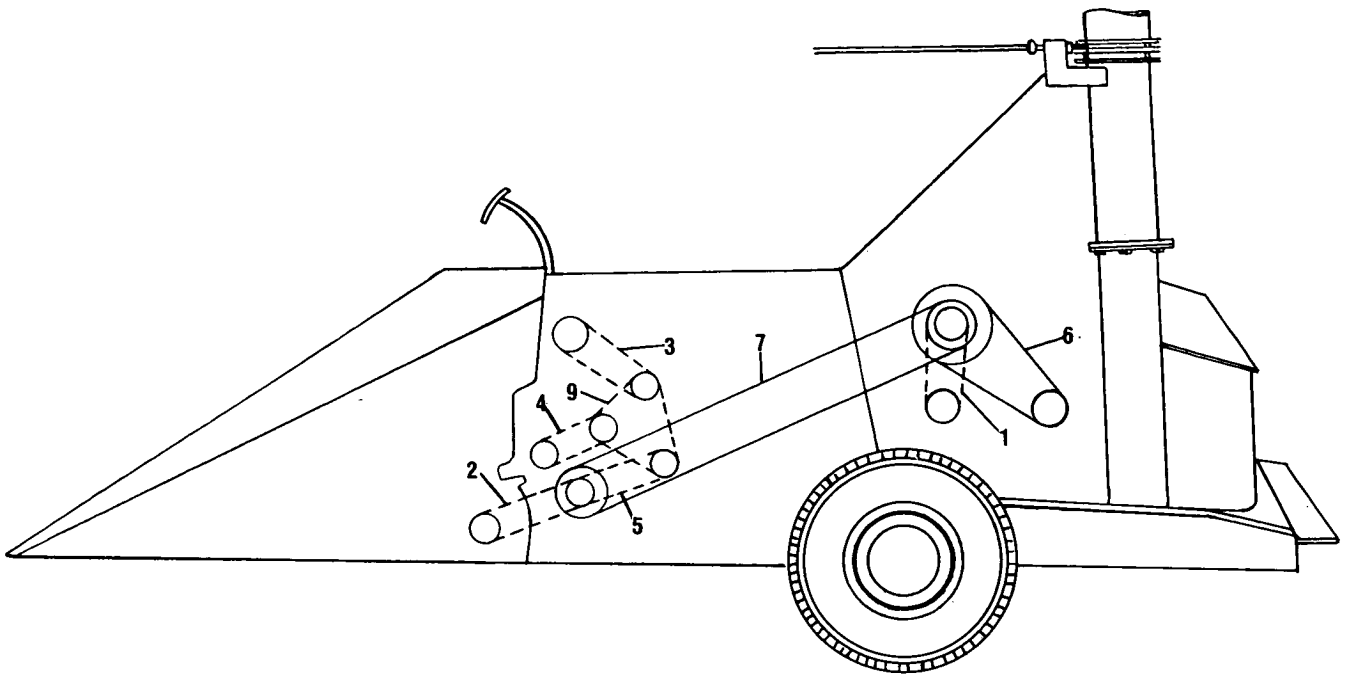
ADAPTOR GROUP, FOR CORN SNAPPER	155
AUTOMATIC HITCH KIT	172
AXLE EXTENSION	6, 7, 8
FEED HOPPER	170,171
FEEDROLL FILTER KIT	165
HEAD SAVER FOR 880S	173
HORIZONTAL SPOUT EXTENSION, 4'	168
HORIZONTAL SPOUT EXTENSION, 8'	169
HYDRAULIC SPOUT CONTROL	162,163
LOADING AUGER	157 thru 161
MAGNET BUNDLE	167
POINTED DIVIDER FOR 880S	174
RECUTTER SCREENS	164
RECUTTER SCREEN MOUNTING KIT	165
RIGHT DIVIDER FOR 880R2 & 880N2	175
RIGHT DIVIDER FOR 880N3	176
SIDE SHEET EXTENSION FOR 880S	173
SPOUT LINER	164
SPOUT SUPPORT	166,167

CONTINUE

CONTENTS (CONTINUED)
ATTACHMENTS

GROUP	PAGE NUMBER
TRANSPORT WHEEL KIT	177
VERTICAL EXTENSION	163
WHEEL EXTENSION REINFORCEMENT BUNDLE	167
RECOMMENDED INITIAL PARTS STOCK	178,179,180
DECAL SETS FOR BASE UNIT AND ATTACHMENTS	177
NUMERICAL PARTS INDEX	181 thru 189

BELTS AND CHAINS GROUP



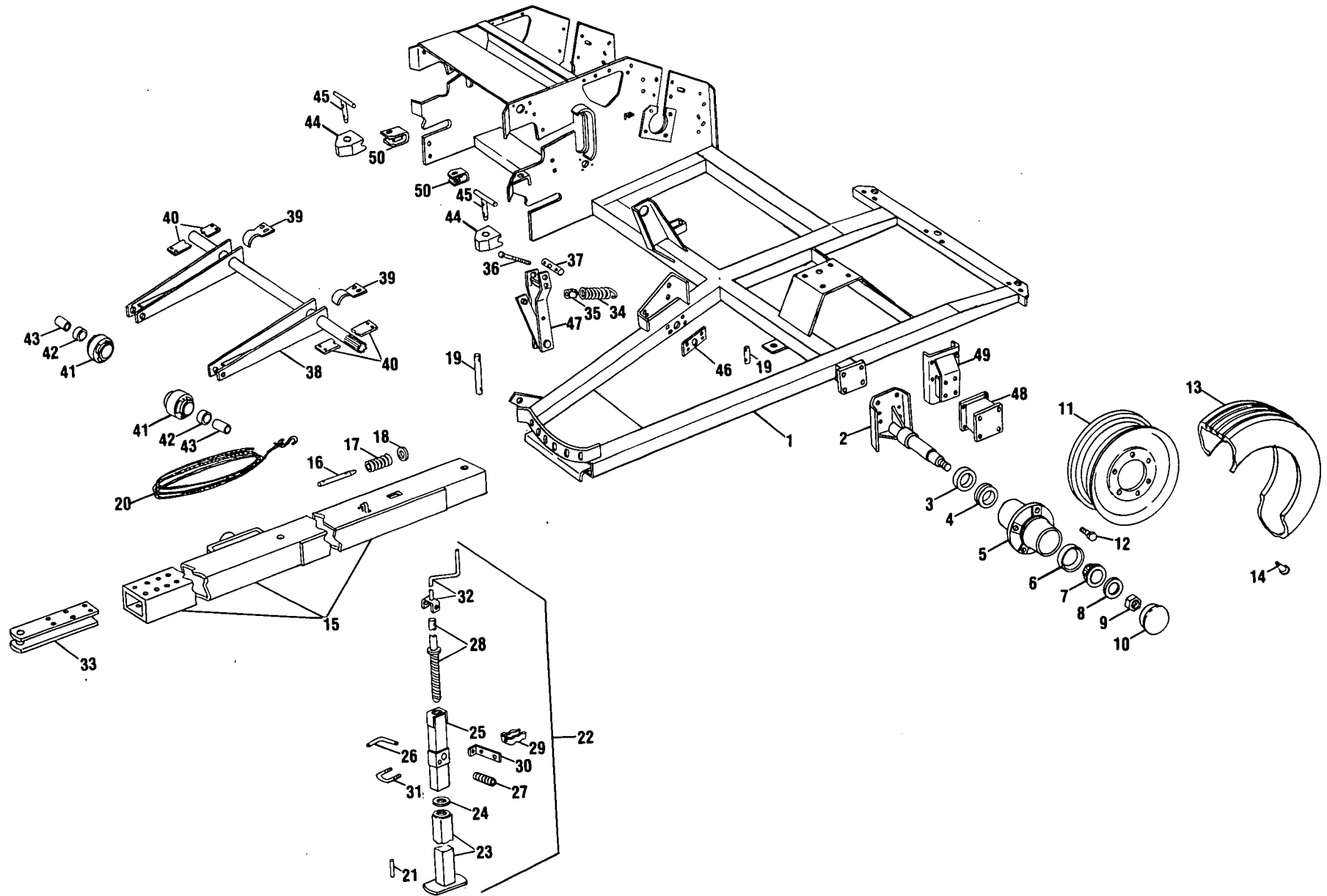
BELTS AND CHAINS GROUP

Ref. No.	Part No.	No. Used	Description
1	141974	1	Chain Assembly, RC 40, 52 Pitches, Power Sharpener
2	*122907	1	Chain Assembly, RC 60, 53 Pitches, Attachment Drive
	**245126	1	Chain Assembly, RC 60, 60 Pitches, Attachment Drive
3	122469	1	Chain Assembly, CA550, 21 Pitches, Upper Feedroll Drive
4	36314	1	Chain Assembly, RC 50, 44 Pitches, Lower Feedroll Drive
5	226218	1	Chain Assembly, RC 60, 34 Pitches, Gearbox to Attachment Drive
6	224354	1	"V" Belt, Power Sharpener
7	242307	1	"V" Belt Set, Set of 3, Cutterhead Drive
8	174980	1	Chain Assembly, RC 50, 122 Pitches, Auger Drive
9	251847	1	Chain Assembly, RC 60, 96 Pitches, Feedroll Main Drive

* Used on and below Serial No. 204642

** Used on and above Serial No. 204643

MAIN FRAME, JACK, TONGUE, WHEEL AND SPINDLE GROUP



MAIN FRAME, JACK, TONGUE, WHEEL AND SPINDLE GROUP

Ref. No.	Part No.	No. Used	Description
1	285833	1	Main Frame Weld Assembly ---Replaces 225244
2	285836	2	Spindle Weld Assembly ---Replaces 225413 8 88555 Cap Screw, Hex Head, 5/8" x 2", Grade 5 8 84057 Lockwasher, 5/8" 8 84947 Hex Nut, 5/8"
3	166300	2	Oil Seal
4	121506	2	Tapered Roller Bearing Cup and Cone Assembly
5	166327	2	Hub
6	36723	2	Tapered Roller Bearing Cup
7	36726	2	Tapered Roller Bearing Cone
8	141781	2	Washer, 25/32" I.D. x 1 7/8" O.D.
9	84996	2	Slotted Hex Nut, 3/4" NF 2 87395 Cotter Pin, 1/8" x 1 1/4"
10	249128	2	Hub Cap
11	134116	2	Flotation Tire Disc Wheel 11.00 x 15
12	32383	12	Wheel Bolt
13	226871	2	Agricultural Implement Tire, Terra Rib - 31 - 13.50 x 15, Tubeless 8 Ply
14	196033	2	Valve Stem, Tubeless Tire
15	225151	1	Tongue Weld Assembly - 10' 7 7/8" Long
	243115	1	Tongue Weld Assembly - 13' 7 7/8" Long
16	136948	1	Pin 1 80753 Cotter Pin, 1/4" x 1 1/2"
17	28283	1	Spring
18	25069	1	Washer, 1 9/16" O.D. x 1 1/64" I.D. x 16 Ga.
19	253434	1	Pin ---Replaces 179882 2 84144 Cotter Pin, 5/16" x 1 1/4"
20	46972	1	Rope Assembly w/Pig Ring and "S" Hook 2 222351 Pig Ring 1 34455 "S" Hook
21	88395	1	Roll Pin, 5/16" x 3"
22	128437	1	Jack Assembly (Includes Refs. #23 thru 31)
23	528735	1	Jack Tube Weld Assembly
24	50600	1	Nylon Washer, 7/8" I.D. x 1 1/2" O.D.
25	122483	1	Jack Weld Assembly 1 87414 Grease Fitting, 1/4"-28, Straight, Self-Tapping
26	128375	1	Jack Pin 1 87455 Roll Pin, 1/8" x 1"
27	26538	1	Spring, 1 7/16" Free Length
28	218784	1	Jack Screw Weld Assembly 1 84239 Plain Washer, 3/4" 1 87398 Cotter Pin, 3/16" x 1 1/4"
29	163902	1	Jack Spring Clip 1 88542 Cap Screw, Hex Head, 1/4" x 1/2", Grade 5 1 84922 Speed Nut, "U" Type, 1/4"
30	217392	1	Bracket
31	217391	1	"U" Bolt 2 84060 Locknut, 1/4"
32	169703	1	Crank Weld Assembly 1 87406 Roll Pin, 1/4" x 1 1/2" 1 88436 Cap Screw, Hex Head, 3/8" x 2", Grade 5 2 80702 Plain Washer, 3/8" 1 84040 Hex Locknut, 3/8"
33	199475	1	Hitch Weld Assembly 4 87997 Cap Screw, Hex Head, 1/2" x 5", Grade 5 4 80679 Lockwasher, 1/2" 4 84946 Hex Nut, 1/2"

CONTINUE

MAIN FRAME, JACK, TONGUE, WHEEL AND SPINDLE GROUP (CONTINUED)

Ref. No.	Part No.	No. Used	Description
34	*242327	2	Spring
	**286124	2	Spring
35	*195561	2	Spring Nut ---Replaces 229528
	**286125	2	Spring Nut
			2 87414 Grease Fitting, 1/4"-28, Straight
36	188112	2	Bolt, Special
37	229527	2	Pin
			4 87400 Cotter Pin, 3/16" x 2"
38	225319	1	Arm Weld Assembly
39	225354	2	Clamp
			4 88206 Cap Screw, Hex Head, 3/8" x 1", Grade 5
			4 80680 Lockwasher, 3/8"
			4 84944 Hex Nut, 3/8"
40	225358	2	Bushing
41	165584	2	Roller w/Bushing Ref. #42
			2 87414 Grease Fitting, 1/4"-28, Straight, Self-Tapping
42	165585	2	Bushing, 2 1/2" Wide
43	237805	2	Spacer
			2 88272 Cap Screw, Hex Head, 1/2" x 4" Grade 5
			2 84236 Locknut, 1/2"
44	137389	2	Pivot Block
45	137388	2	Pin Weld Assembly
46	224905	1	Hub Weld Assembly
			1 87569 Grease Fitting, 1/4"-28, 45°, Self-Tapping
			4 88206 Cap Screw, Hex Head, 3/8" x 1" Grade 5
			4 80680 Lockwasher, 3/8"
47	*229425	1	Spring Tower Weld Assembly
	**286133	1	Spring Tower Weld Assembly
			1 88062 Cap Screw, Hex Head, 5/8" x 1 1/2", Grade 5
			1 214629 Washer, Special
			1 84057 Lockwasher, 5/8"
			1 87365 Plain Washer, 5/8"
48	285835	AR	Axle Extension Weld Assembly - Optional ---Replaces 225975
49	285920	2	Extension Weld Assembly ---Replaces 246150
			8 88494 Cap Screw, Hex Head, 5/8" x 1 3/4" Grade 5
			8 84057 Lockwasher, 5/8"
			8 84947 Hex Nut, 5/8"
50	243038	2	Spacer Weld Assembly
			2 87494 Carriage Bolt, 3/8" x 1 1/4"
			2 87016 Plain Washer, 3/8"
			2 80680 Lockwasher, 3/8"
			2 84944 Hex Nut, 3/8"

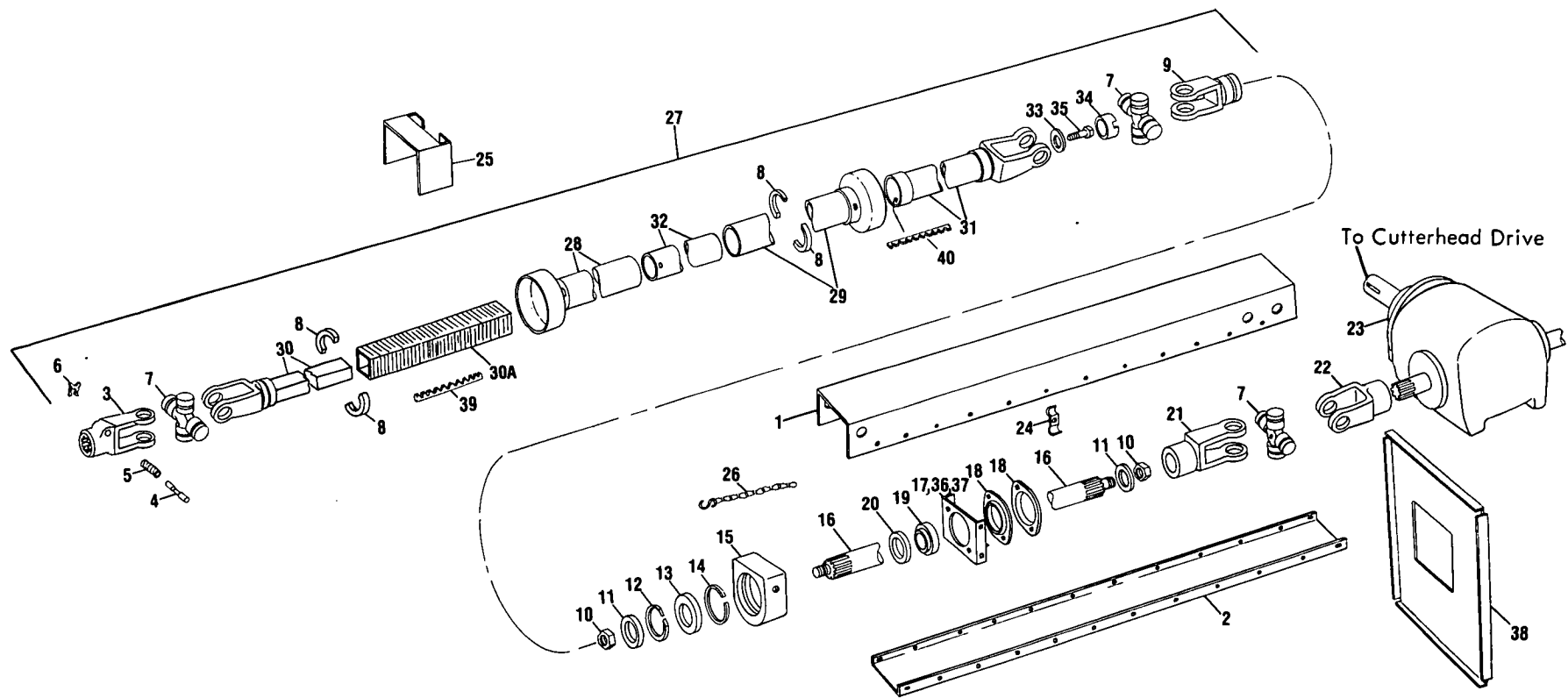
AR - As Required

* Used on and below Serial No. 237942

** Used on and above Serial No. 237943

° NOTE: When ordering replacement parts check to see which items are applicable to your machine.

NOTES



P.T.O. GROUP

Ref. No.	Part No.	No. Used		Description
		Short	Long	
1	243047	1		Shield, Top 9' 7 3/8" Long
	243117		1	Shield, Top 12' 7 3/8" Long AR 88573 Cap Screw, Hex Head, 1/4" x 3/4", Grade 5 AR 87361 Plain Washer, 1/4" AR 80682 Lockwasher, 1/4" AR 84942 Hex Nut, 1/4"
2	244228	1		Shield Bottom, 8' 10 1/2" Long
	244328		1	Shield Bottom, 11' 10 1/2" Long
3	143984	1	1	Yoke
4	131521	2	2	Yoke Pin
5	26981	2	2	Yoke Spring
6	40305	2	2	"X" Washer
7	126761	3	3	Bearing and Spider Assembly w/Ref. 7A
7A	128566	3	3	Bearing and Spider Service Kit
8	185746	8	8	Bearing, Quarter Section
9	136989	1	1	Yoke
10	84860	2	2	Hex Castle Nut, 3/4"
11	141781	2	2	Washer, 1 7/8" O.D. x 25/32" I.D. x 1/4" Thick
12	42447	1	1	Retaining Ring
13	12124	1	1	Bearing
14	37185	1	1	Retaining Ring
15	136987	1	1	Housing 2 87389 Cap Screw, Hex Head, 5/8" x 1 1/4", Grade 5. 2 80299 Plain Washer, 5/8" 2 84057 Lockwasher, 5/8"
16	136977 243119	1	1	Shaft, 9' 2 5/8" Long Shaft, 12' 2 5/8" Long 2 80754 Cotter Pin, 3/16" x 1 1/2"
17	244246	1	1	Bracket, Rear, 4 1/2" x 5 3/4" 4 88434 Cap Screw, Hex Head, 3/8" x 3/4", Grade 5 4 80702 Plain Washer, 3/8" 4 80680 Lockwasher, 3/8" 4 84944 Hex Nut, 3/8"
18	136978	4	6	Flangette AR 88206 Cap Screw, Hex Head, 3/8" x 1", Grade 5 AR 80680 Lockwasher, 3/8" AR 84944 Hex Nut, 3/8"
19	47066	2	3	Bearing, 1 3/8" Bore
20	47067	2	3	Locking Collar
21	136988	1	1	Yoke
22	244179	1	1	Yoke
23	226079	1	1	1 87569 Grease Fitting, 1/4"-28, 45°, Self-Tapping Gearbox Assembly, 1000 RPM, See Page 13 for Breakdown 4 87389 Cap Screw, Hex Head, 5/8" x 1 1/4", Grade 5 AR 88263 Cap Screw, Hex Head, 1/2" x 3/4" AR 47407 Washer, Special AR 66271 Shim .036 4 84057 Lockwasher, 5/8" 4 84947 Hex Nut, 5/8"
24	42365	1	1	Clamp 1 84823 Bolt, Round Head, Short Square Neck, 3/8" x 1 1/2" 1 80700 Plain Washer, 3/8" 1 84944 Hex Nut, 3/8"
25	704305	1	1	Shield 4 88206 Cap Screw, Hex Head, 3/8" x 1" 4 87016 Plain Washer, 3/8" 4 80680 Lockwasher, 3/8" 4 84944 Hex Nut, 3/8"

AR - As Required

CONTINUE

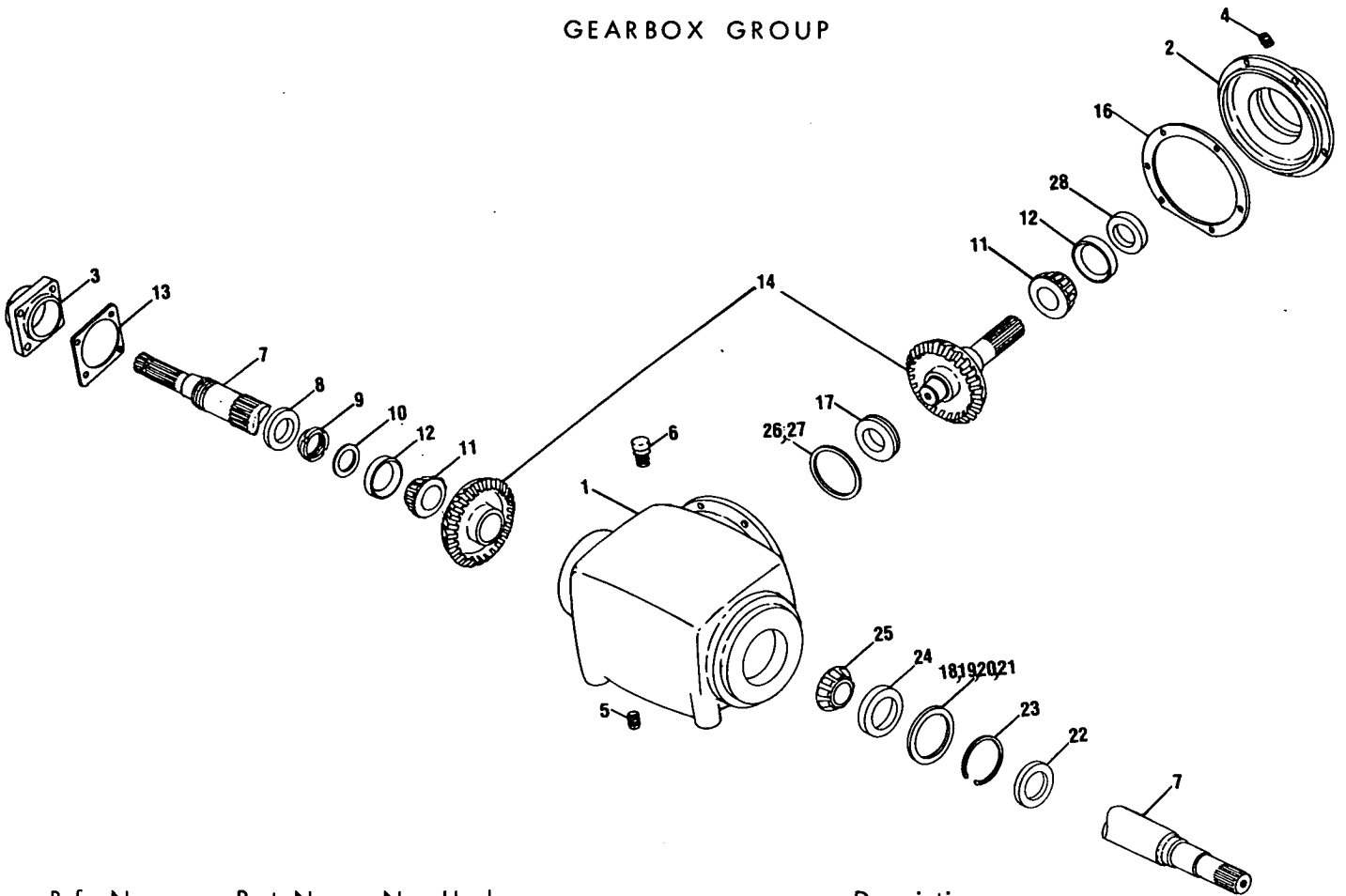
P.T.O. GROUP (CONTINUED)

Ref. No.	Part No.	No. Used		Description
		Short	Long	
26	216856	1	1	Chain Assembly w/"S" Hook 1 34455 "S" Hook 1 88206 Cap Screw, Hex Head, 3/8" x 1", Grade 5 1 87016 Plain Washer, 3/8" 1 80680 Lockwasher, 3/8" 1 84944 Hex Nut, 3/8"
27	255256	1	1	Tractor P.T.O. Assembly
28	255251	1	1	Outer Shield Assembly
29	255250	1	1	Inner Shield Assembly
30	255246	1	1	Front Yoke Assembly w/Ref. 30A
30A	202102	1	1	Roller Cage Repair Kit --Includes Roller Cage Gear, Rollers and Drive Screw 1 248689 Gear only
31	255248	1	1	Rear Yoke Assembly
*32	218260	1	1	Bar Shield
33	217619	1	1	Stop Washer
34	217617	1	1	Spline End Cup
35	218246	1	1	Bolt, Special
36	243049	1		Bracket, Front 4 1/2" x 4 7/8"
	243121		1	Bracket, Middle, 4 1/2" x 5 1/4" 4 88434 Cap Screw, Hex Head, 3/8" x 3/4", Grade 5 4 80702 Plain Washer, 3/8" 4 80680 Lockwasher, 3/8" 4 84944 Hex Nut, 3/8"
37	243120		1	Bracket, Front, 4 1/8" x 4 3/4" 4 88434 Cap Screw, Hex Head, 3/8" x 3/4", Grade 5 4 80702 Plain Washer, 3/8" 4 80680 Lockwasher, 3/8" 4 84944 Hex Nut, 3/8"
**38	244490	1	1	Shield
39	255254	1	1	Rack for Ref. #30 2 280160 Hex Socket, Cap Screw, #10 x 3/4" N.F.
40	255253	1	1	Sleeve Rack for Ref. #31 2 255252 Set Screw, 1/4" x 1/2" N.F.

* Used on early models

** Used on and below Serial No. 313152

GEARBOX GROUP



Ref. No.	Part No.	No. Used	Description
	226079	1	Gearbox, Complete
1	177118	1	Gearbox Housing
2	177119	1	Housing Cover
			6 88206 Cap Screw, Hex Head, 3/8" x 1", Grade 5 6 80680 Lockwasher, 3/8"
3	178033	1	Housing Cap
			4 88206 Cap Screw, Hex Head, 3/8" x 1", Grade 5 4 80680 Lockwasher, 3/8"
4	84296	1	Pipe Plug, 1/2"
5	129912	1	Pipe Plug, 1/4", Hex Socket
6	39853	1	Air Vent
7	225152	1	Shaft, Input
8	137547	1	Seal
9	126003	1	Stake Nut
10	177394	1	Washer
11	13540	2	Tapered Roller Bearing Cone
12	13958	2	Tapered Roller Bearing Cup
13	178032	AR	Shim, .003
	178031	AR	Shim, .005
	178029	AR	Shim, .020
14	226078	1	Matched Bevel Gear Set Assembly
16	177400	AR	Shim, .003
	177401	AR	Shim, .005
	177403	AR	Shim, .020
17	214878	1	Tapered Roller Bearing Assembly
18	163235	AR	Shim, .002
19	163236	AR	Shim, .005
20	163233	AR	Shim, .030
21	163234	AR	Shim, .010

AR - As Required

CONTINUE

GEARBOX GROUP (CONTINUED)

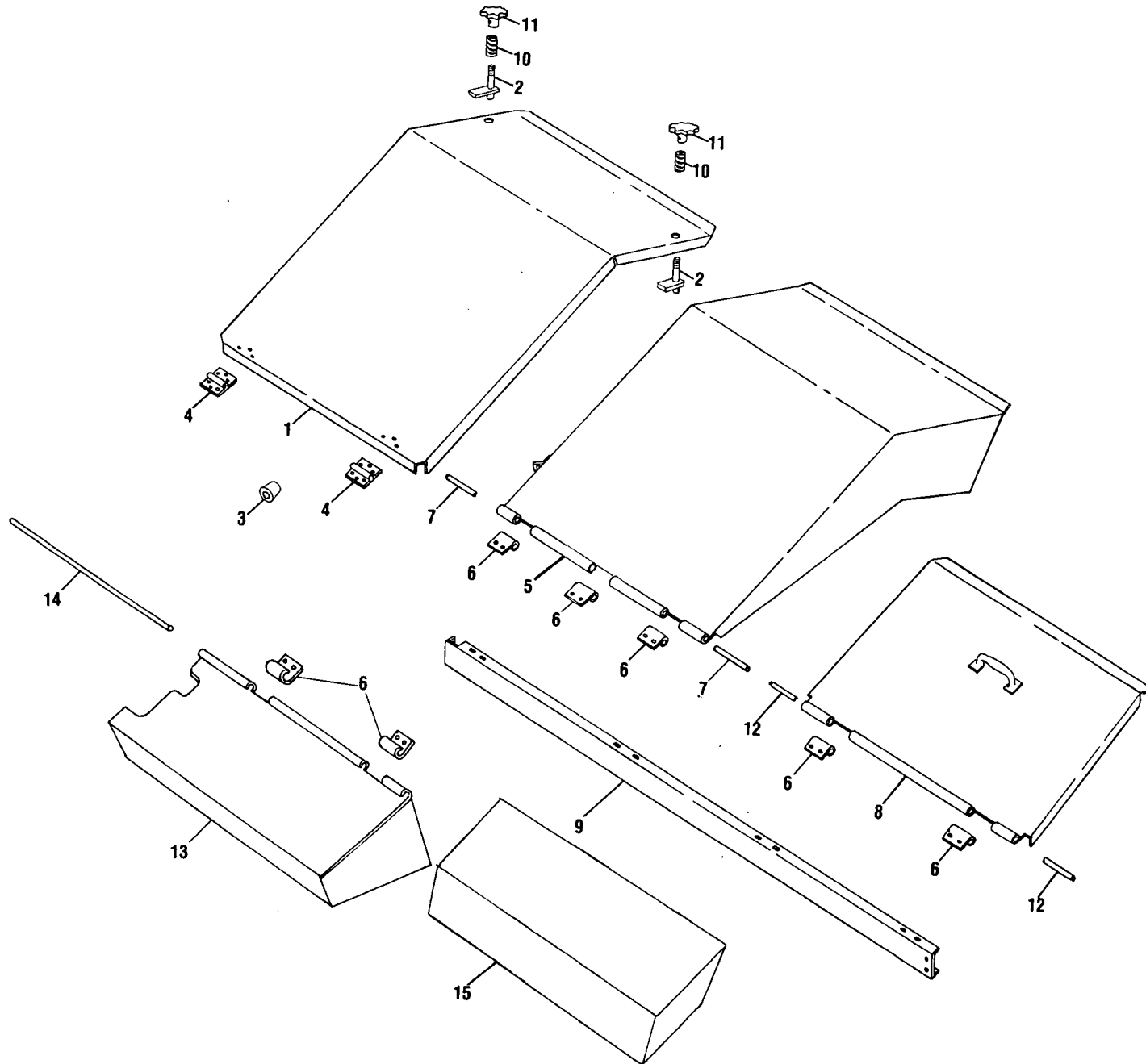
Ref. No.	Part No.	No. Used	Description
22	196286	1	Seal
23	196287	1	Retaining Ring
24	67526	1	Bearing Cup
25	67527	1	Bearing Cone
26	196289	AR	Shim, .003
27	196290	AR	Shim, .005
28	225615	1	Seal

AR - As Required

NOTES

CUTTERHEAD AND DRIVE SHIELDING GROUP

16

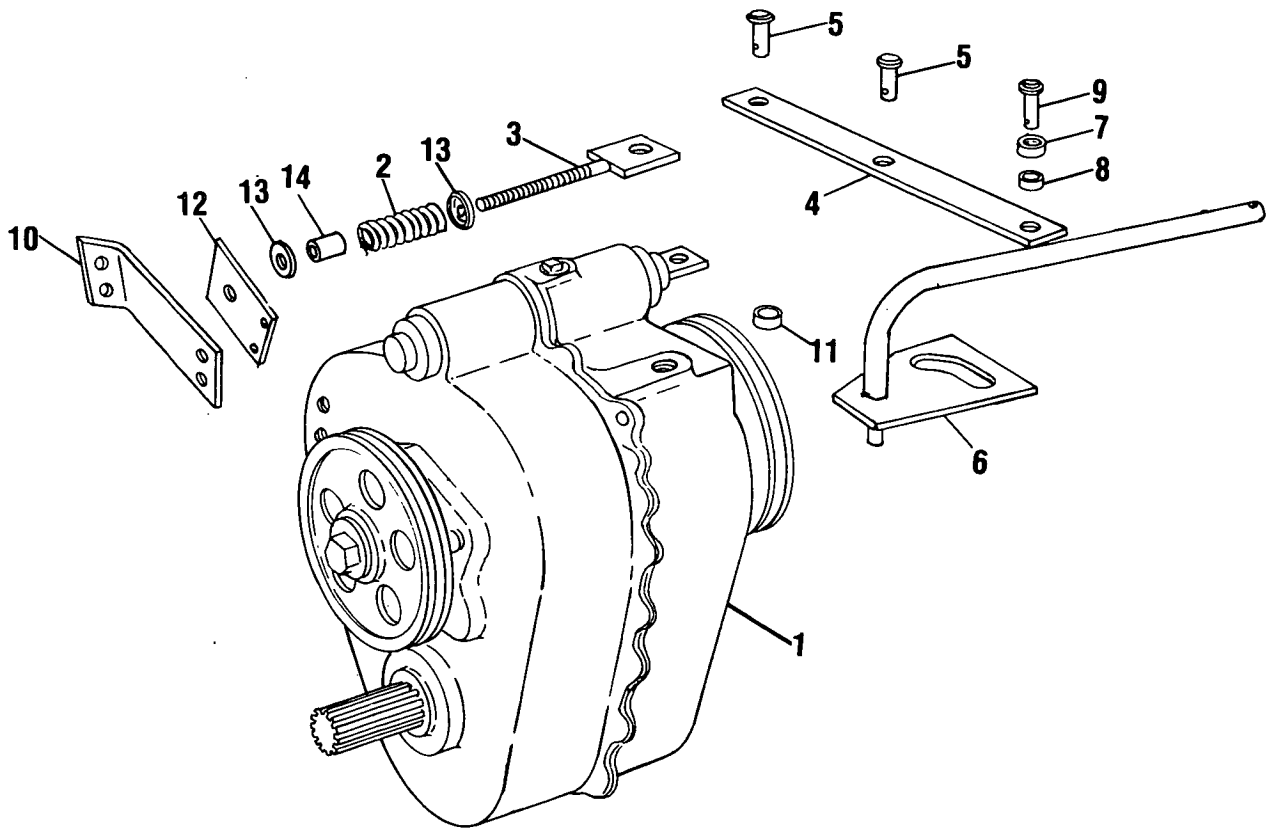


CUTTERHEAD AND DRIVE SHIELDING GROUP

Ref. No.	Part No.	No. Used	Description
1	244102	1	Cover Weld Assembly
2	242712	2	Latch
3	224985	1	Bumper
			1 88542 Cap Screw, Hex Head, 1/4" x 1/2", Grade 5
			1 80682 Lockwasher, 1/4"
4	35115	2	Butt Hinger
			12 88573 Cap Screw, Hex Head, 1/4" x 3/4", Grade 5
			12 80682 Lockwasher, 1/4"
			12 84942 Hex Nut, 1/4"
5	243603	1	Drive Line Cover Weld Assembly
6	183584	7	Hinge
			14 87872 Cap Screw, Hex Head, 5/16" x 3/4", Grade 5
			4 87362 Plain Washer, 5/16"
			14 80681 Lockwasher, 5/16"
			14 84943 Hex Nut, 5/16"
7	225684	1	Rod, 33 15/16" Long
8	225690	1	Top and Handle Weld Assembly
9	577753	1	Top Channel ---Replaces 225686
			2 88434 Cap Screw, Hex Head, 3/8" x 3/4", Grade 5
			2 87909 Cap Screw, Hex Head, 1/2" x 1", Grade 5
			2 80680 Lockwasher, 3/8"
			2 80679 Lockwasher, 1/2"
			2 84944 Hex Nut, 3/8"
			2 84946 Hex Nut, 1/2"
10	26538	2	Spring
11	229926	2	Knob
			2 87414 Grease Fitting, 1/4"-28, Straight, Self-Tapping
			2 88397 Groove Pin, 1/8" x 5/8"
12	196100	1	Rod
13	*711077	1	Shield Weld Assembly
14	*711070	1	Rod 25" Length
15	*711075	1	Shield Weld Assembly
			4 87872 Cap Screw, Hex Head, 5/16" x 3/4"
			1 88206 Cap Screw, Hex Head, 3/8" x 1"
			8 87362 Plain Washer, 5/16"
			1 87016 Plain Washer, 3/8"
			4 80681 Lockwasher, 5/16"
			1 80680 Lockwasher, 3/8"
			4 84943 Hex Nut, 5/16"
			1 84944 Hex Nut, 3/8"

* Used on and above Serial No. 313153

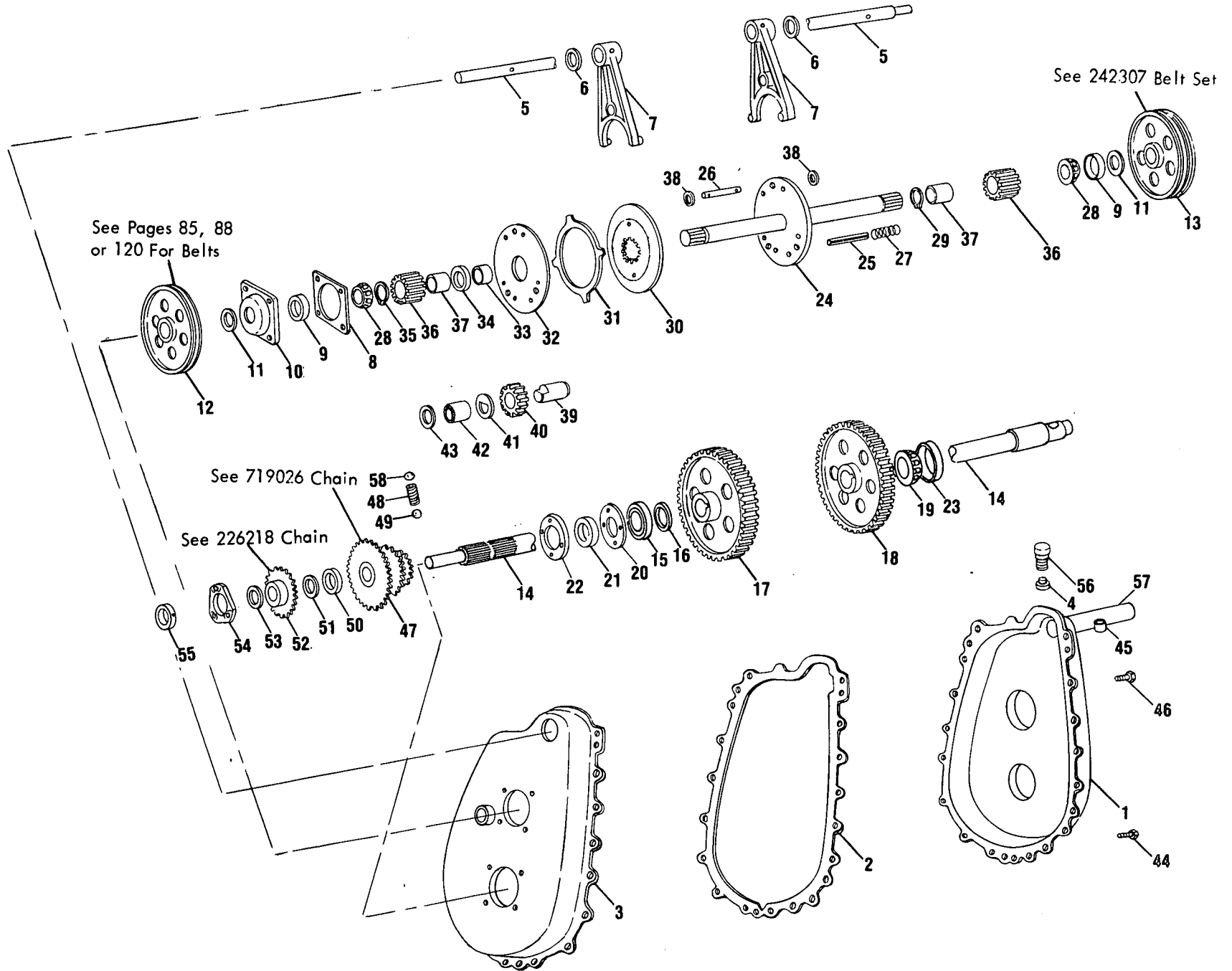
REVERSING GEARBOX AND LINKAGE GROUP



REVERSING GEARBOX AND LINKAGE GROUP

Ref. No.	Part No.	No. Used	Description
1	288407	1	Reversing Gearbox Assembly-See Page 20 for Breakdown ---Replaces 224788
2	237257	1	Spring
3	224425	1	Rod Weld Assembly 1 80700 Plain Washer, 1/2" 4 84970 Hex Jam Nut, 1/2"
4	224424	2	Bar
5	76877	2	Pin 2 87395 Cotter Pin, 1/8" x 1 1/4"
6	712067	1	Handle Weld Assembly ---Replaces 242309, 288276
7	224644	1	Roller Assembly w/Bushing #8
8	141492	1	Bushing
9	224643	1	Pin Weld Assembly 1 87414 Grease Fitting, 1/4"-28, Straight, Self-Tapping 1 87395 Cotter Pin, 1/8" x 1 1/4"
10	265353	1	Angle ---Replaces 242293 2 88206 Cap Screw, Hex Head, 3/8" x 1", Grade 5 2 87860 Cap Screw, Hex Head, 1/2" x 1 1/4", Grade 5 2 80680 Lockwasher, 3/8" 2 65319 Washer, Special 2 80679 Lockwasher, 1/2" 2 84944 Hex Nut, 3/8"
11	11438	2	Washer
12	237086	1	Plate 2 88428 Cap Screw, Hex Head, 3/8" x 1 3/4", Grade 5 2 80680 Lockwasher, 3/8" 2 84944 Hex Nut, 3/8"
13	189168	2	Shield
14	719539	1	Hose

FEED ROLL DRIVE AND GEARBOX GROUP



FEED ROLL DRIVE AND GEARBOX GROUP

Ref. No.	Part No.	No. Used	Description
	288407	1	Reversing Gearbox Complete - Includes Ref. #1 thru 46 and Ref. #58 AR 163962 Shim, .015 x 1 1/2" AR 66271 Shim, .036 x 1 1/2" 4 88062 Cap Screw, Hex Head, 5/8" x 1 1/2", Grade 5 4 84057 Lockwasher, 5/8"
1	288408	1	Gearbox Housing, Left Half w/Ref. 57 --- Replaces 224257 2 81845 Dowel Pin, 3/8" x 2" 13 88044 Cap Screw, Hex Head, 3/8" x 1 1/2", Grade 5 13 80673 Lockwasher, 3/8" 13 84040 Locknut, 3/8"
2	237216	1	Gasket
3	265355	1	Gearbox Housing, Right Half ---Replaces 224259 4 88773 Cap Screw, Hex Head, 3/8" x 1 1/8" 3 80680 Lockwasher, 3/8"
4	80788	1	Pipe Plug, Square Head, 3/4"
5	224423	1	Shaft 2 81823 Drive Pin, 5/16" x 1 3/4"
6	134372	2	"O" Ring
7	224255	2	Shifter Fork
8	178032	AR	Shim, .003 Thick
	178031	AR	Shim, .005 Thick
	178029	AR	Shim, .020 Thick
9	72946	2	Bearing Cup
10	237118	1	Bearing Retainer 4 88773 Cap Screw, Hex Head, 3/8" x 1 1/8" 4 80680 Lockwasher, 3/8"
11	136771	2	Oil Seal
**12	224274	1	Sheave 1 280217 Cap Screw, Hex Head, 5/8" x 1 1/4", UNF, Grade 5 1 122432 Washer, Special 1 84057 Lockwasher, 5/8"
13	224270	1	Sheave, Triple Groove 1 280217 Cap Screw, Hex Head, 5/8" x 1 1/4", UNF, Grade 5 1 122432 Washer, Special 1 84057 Lockwasher, 5/8"
*14	256019	1	Shaft ---Replaces 224439
15	121506	1	Bearing Cone
16	25494	1	Washer
*17	256018	1	Gear, 66 Teeth ---Replaces 224263 1 87123 Woodruff Key, 5/16" x 2 1/8", #28
18	224261	1	Gear, 71 Teeth 1 87123 Woodruff Key, 5/16" x 2 1/8", #28
19	36726	1	Tapered Roller Bearing Cone
20	136804	AR	Shim .003
	136803	AR	Shim .005
	136802	AR	Shim .0075
	136805	AR	Shim .020
21	66807	1	Oil Seal
22	237116	1	Bearing Retainer 4 88773 Cap Screw, Hex Head, 3/8" x 1 1/8" 4 80680 Lockwasher, 3/8"
23	36723	1	Tapered Roller Bearing Cup
24	224435	1	Clutch Plate Weld Assembly
25	87955	3	Spring Pin, 1/4" x 3"
26	224427	6	Pin 12 80756 Cotter Pin, 1/8" x 3/4"
27	42019	6	Spring
28	224556	2	Tapered Roller Bearing
29	27503	2	Retaining Ring

AR - As Required

CONTINUE

FEED ROLL DRIVE AND GEARBOX GROUP (CONTINUED)

Ref. No.	Part No.	No. Used	Description
30	66595	10	Clutch Driving Disc Assembly
31	66448	8	Clutch Plate
32	224434	2	Clutch Plate
33	224420	2	Bushing
34	237262	2	Bearing
35	244638	2	Retaining Ring
36	224265	2	Gear, 19 Teeth w/Bushing Ref. #37
37	65930	4	Bushing
38	27276	AR	Spacer
39	224430	1	Shaft
40	224328	1	Gear, 23 Teeth
41	224431	1	Washer, Special
42	218983	1	Needle Bearing
43	38785	1	Retaining Ring
44	80775	1	Pipe Plug, 1/4"
45	40293	1	Bushing
46	80709	1	Pipe Plug, 1/8"-27
47	224769	1	Change Sprocket Weld Assembly w/Ref. 58
48	229927	1	Compression Spring
49	11869	1	Steel Ball
50	47204	1	Retaining Ring
51	28691	AR	Washer
52	224939	1	Sprocket Weld Assembly, 19 Tooth
53	146258	AR	Washer
54	255099	1	Bearing and Housing Assembly 1 37590 Long Grease Fitting 3 88428 Cap Screw, Hex Head, 3/8" x 1 3/4", Grade 5 3 80702 Plain Washer, 3/8" 3 84040 Hex Nut, 3/8"
55	38767	1	Collar
56	39853	1	Air Vent
57	288411	1	Shaft
58	72387	1	Steel Ball, 5/16"

AR - As Required

AVERAGE LENGTH CUT

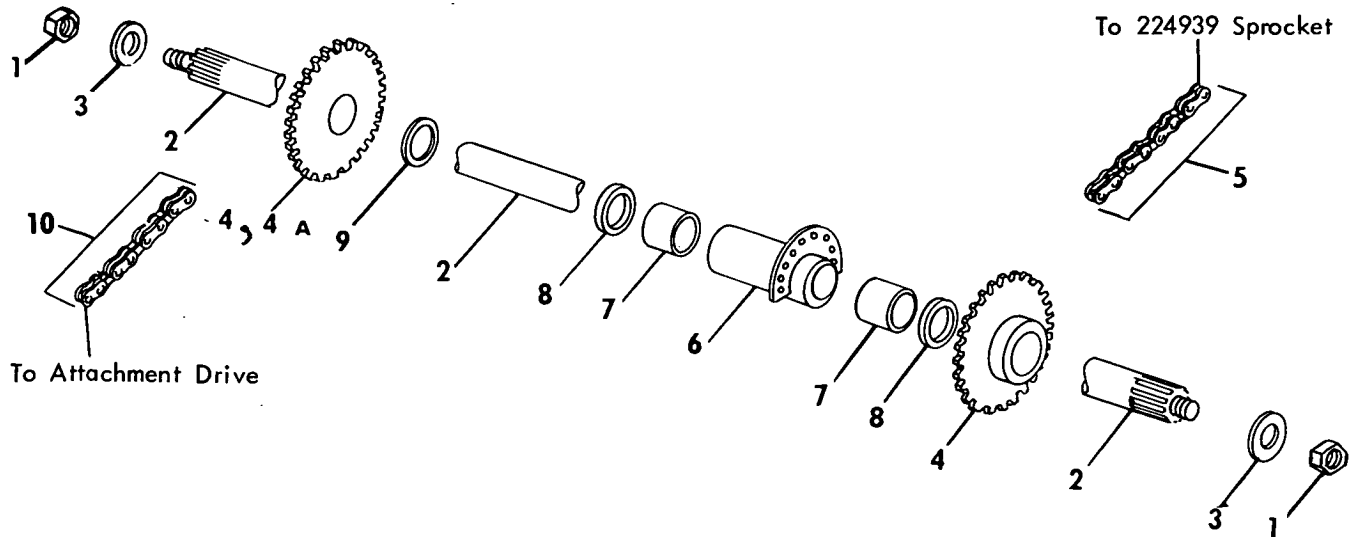
*NOTE: When replacing either Ref. 14 or 17 check the length of the hub on the 66T Gear. If the hub is 1 3/4" replacement of Gear and Shaft is necessary. If the hub is 2 1/4" only replace the defective part.

**NOTE: For 880N3 Row Crop use 224272 Sheave.

AVERAGE LENGTH CUT

Change Sprocket	12 Knives	8 Knives	6 Knives	3 Knives
14T	1/8"	3/16"	1/4"	1/2"
23T	1/4"	3/8"	1/2"	1"
31T	3/8"	9/16"	3/4"	1 1/2"

ATTACHMENT DRIVE GROUP



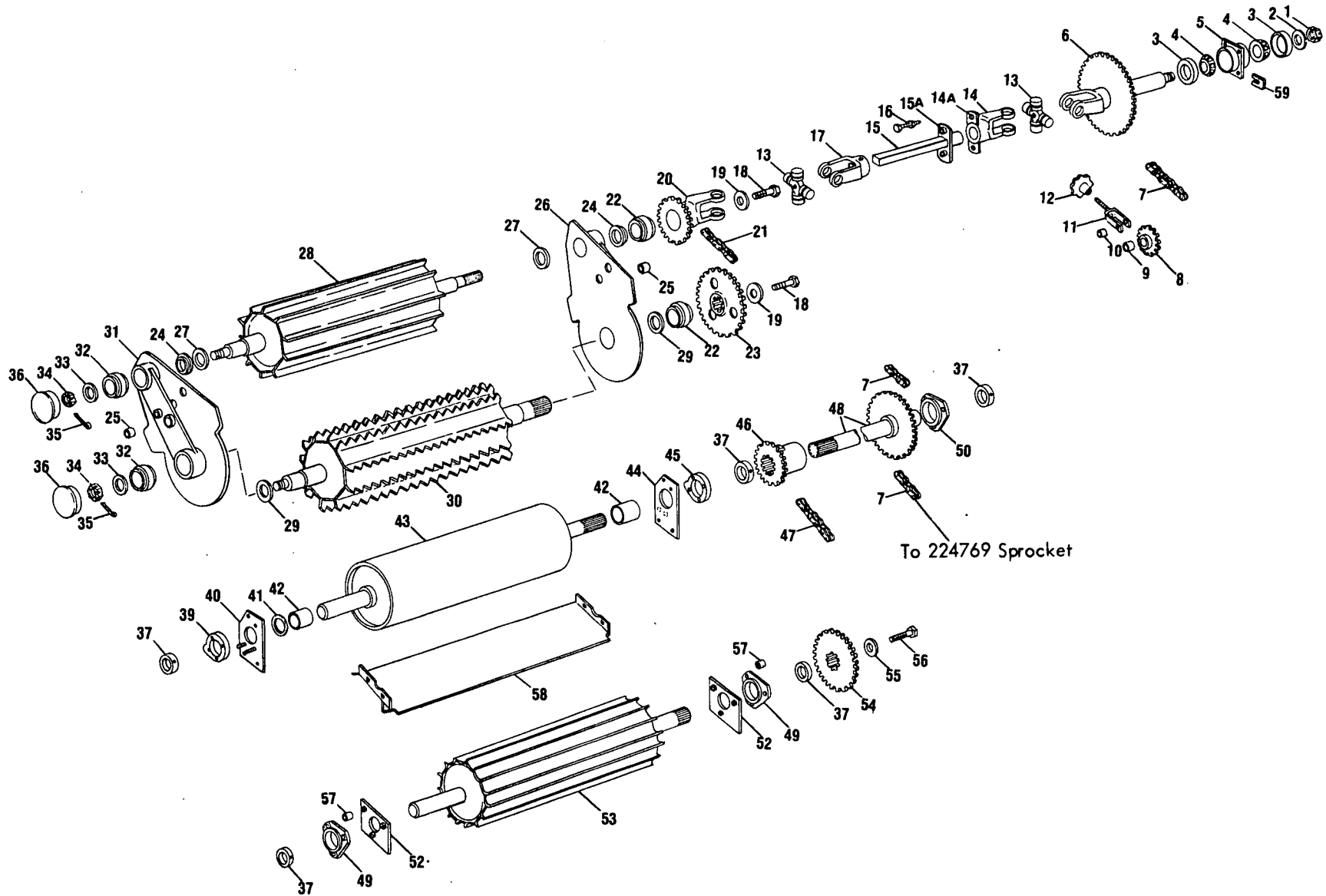
Ref. No.	Part No.	No. Used	Description
1	84948	2	Hex Nut, 3/4"
			2 87340 Lockwasher, 3/4"
2	256509	1	Shaft
3	87361	2	Washer, 3/4"
4	224778	AR	Sprocket Weld Assembly, 18 Tooth (2 used BSN 202642, 1 used ASN 202643)
4A	**245124	1	Sprocket Weld Assembly, 22 Tooth
5	226218	1	Roller Chain, #RC 60, 34 Pitches
			AR 25808 Roller Link, #RC 60
			AR 25817 Offset Link, #RC 60
			AR 25812 Connecting Link, #RC 60
6	257514	1	Housing Weld Assembly (Includes Refs. #7 and 8)
			2 11184 Steel Ball
			1 87415 Grease Fitting, 1/4"-28, 90°
			1 88206 Cap Screw, Hex Head, 3/8" x 1", Grade 5
			1 80680 Lockwasher, 3/8"
			1 84040 Hex Nut, 3/8"
7	234585	2	Needle Bearing
8	121189	2	Oil Seal
9	33261	AR	Washer
10	*122907	1	Attachment Drive Chain, #RC 60, 53 Pitches
	**245126	1	Attachment Drive Chain, #RC 60, 60 Pitches
			AR 25808 Roller Link, #RC 60
			AR 25817 Offset Link, #RC 60
			AR 25812 Connector Link, #RC 60

AR - As Required

* Used on and below Serial No. 204642
 ** Used on and above Serial No. 204643

FEED ROLL GROUP

NOTE: See Page 28 for machines equipped with Metal Detectors.



FEED ROLL GROUP

Ref. No.	Part No.	No. Used	Description
1	84996	1	Hex Slotted Nut, 3/4" N.F. 1 80740 Cotter Pin, 1/8" x 1 1/2"
2	32362	1	Washer
3	36723	2	Tapered Roller Bearing Cup
4	48198	2	Tapered Roller Bearing Cone w/Seal
5	224931	1	Hub Weld Assembly 1 87414 Grease Fitting, 1/4"-28, Straight, Self-Tapping 4 88206 Cap Screw, Hex Head, 3/8" x 1", Grade 5 4 80680 Lockwasher, 3/8" 4 84944 Hex Nut, 3/8"
6	245201	1	Sprocket and Yoke Weld Assembly ---Replaces 224936
7	719026	1	Chain Assembly, RC 60H, 96 Pitches (To Reversing Gearbox) AR 187609 Roller Link, RC 60H AR 179243 Connecting Link, RC 60H AR 187608 Offset Link, RC 60H
8	224924	1	Sprocket, 16 Tooth w/168347 Ball Bearing
9	225125	1	Spacer
10	43414	2	Split Spacer
11	229928	1	Clevis Weld Assembly 1 88273 Cap Screw, Hex Head, 1/2" x 3 1/2", Grade 5 1 80679 Lockwasher, 1/2" 1 84946 Hex Nut, 1/2"
12	229926	1	Knob 1 87414 Grease Fitting, 1/4"-28, Straight, Self-Tapping
13	136908	2	Spider and Bearing Assembly w/Ref. 13A 2 87408 Grease Fitting, 1/4"-28, Straight
13A	95311	2	Spider and Bearing Service Kit
14	*143582	1	Yoke Weld Assembly w/46522 Shear Bolt Sleeve
	**701593	1	Yoke Weld Assembly w/58147 Shear Bolt Sleeve
14A	* 46522	1	Shear Bolt Sleeve
	** 58147	2	Shear Bolt Sleeve
15	*246494	1	Shaft Weld Assembly w/46585 Shear Bolt Sleeve
	**267299	1	Shaft Weld Assembly w/58148 Shear Bolt Sleeve
15A	* 46585	1	Shear Bolt Sleeve
	** 58148	2	Shear Bolt Sleeve
16	* 46520	1	Shear Bolt w/Nut, 1/4" x 1 1/2"
	** 58118	2	Shear Bolt w/Nut, #12 x 1 1/2"
17	136902	1	Plain Yoke 1 87414 Grease Fitting, 1/4"-28, Straight. Self-Tapping
18	131998	2	Drilled Bolt ---Replaces 28663 2 80679 Lockwasher, 1/2"
19	39856	2	Washer
20	136919	1	Yoke and Sprocket, 7 Tooth
21	122469	1	Chain Assembly #CA550, 21 Pitches AR 43278 Roller Link, #CA550 AR 40242 Offset Link, #CA550 AR 40241 Connecting Link, #CA550
22	66486	2	Bearing and Spacer Assembly
23	136920	1	Sprocket, 13 Tooth
24	136909	2	Washer
25	66812	2	Bushing
26	238636	1	Bearing Housing Weld Assembly, Left Hand w/Bushing Ref. #25 2 88467 Spring Pin, 1/8" x 1/2" 2 87569 Grease Fitting, 1/4"-28, 45°
27	243238	2	Washer
28	603917	1	Rear Feed Roll Weld Assembly ---Replaces 229484

AR - As Required

* Used on and below Serial No. 237942

** Used on and above Serial No. 237943

CONTINUE

FEED ROLL GROUP (CONTINUED)

Ref. No.	Part No.	No. Used	Description
29	136909	2	Washer
30	287297	1	Front Feed Roll Weld Assembly ---Replaces 225328
31	238637	1	Bearing Housing Weld Assembly, Right Hand w/Bushing Ref. #25 2 88467 Spring Pin, 1/8" x 1/2" 2 87569 Grease Fitting, 1/4"-28 45°
32	136903	2	Bearing and Spacer Assembly
33	122432	2	Washer
34	87446	2	Hex Slotted Nut, 5/8" N.F.
35	87397	2	Cotter Pin, 3/16" x 1"
36	249128	2	Hub Cap
37	45876	5	Locking Collar
39	244176	1	Bearing and Housing, Right 1 87569 Grease Fitting, 1/4"-28, 45°, Self-Tapping 2 88206 Cap Screw, Hex Head, 3/8" x 1", Grade 5 4 80680 Lockwasher, 3/8" 4 84944 Hex Nut, 3/8"
40	244248	1	Adapter Weld Assembly, Right 4 88206 Cap Screw, Hex Head, 3/8" x 1", Grade 5 4 80680 Lockwasher, 3/8" 4 84944 Hex Nut, 3/8"
41	00672	AR	Washer, 1 5/8" O.D. x 1 9/64" I.D. x 1/32" Thick
	00673	AR	Washer, 1 5/8" O.D. x 1 9/64" I.D. x 1/16" Thick
	00674	AR	Washer, 1 5/8" O.D. x 1 9/64" I.D. x 1/8" Thick
42	126369	2	Spacer
43	707318	1	Smooth Roll Weld Assembly---Replaces 239328
44	244247	1	Adapter Weld Assembly, Left 4 88206 Cap Screw, Hex Head, 3/8" x 1", Grade 5 4 80680 Lockwasher, 3/8" 4 84944 Hex Nut, 3/8"
45	244177	1	Bearing and Housing, Left 1 87569 Grease Fitting, 1/4"-28, 45°, Self-Tapping 2 88206 Cap Screw, Hex Head, 3/8" x 1". Grade 5 4 80680 Lockwasher, 3/8" 4 84944 Hex Nut, 3/8"
46	224774	1	Sprocket Weld Assembly, 14 Tooth 1 87696 Set Screw, Cone Point, 3/8" x 1 1/4" 1 84969 Jam Nut, 3/8"
47	36314	1	Drive Chain, RC 50, 44 Pitches AR 25805 Roller Link, RC 50 AR 42472 Coupler Link, RC 50 AR 25816 Offset Link, RC 50
48	224775	1	Shaft Weld Assembly
49	255097	2	Bearing and Housing Assembly 3 80717 Grease Fitting, 1/8" PT, 45° 6 88436 Cap Screw, Hex Head, 3/8" x 2" Grade 5 6 80680 Lockwasher, 3/8"
50	255098	1	Bearing and Housing Assembly 3 88428 Cap Screw, Hex Head, 3/8" x 1 3/4", Grade 5 3 80702 Plain Washer, 3/8" 3 84040 Hex Locknut, 3/8"
52	179541	2	Plate Weld Assembly
53	219463	1	Lower Front Roll Weld Assembly
54	137930	1	Sprocket and Hub Weld Assembly
55	26312	1	Washer
56	87689	1	Cap Screw, Hex Head, 1/2" x 1 1/2", Grade 5 1 80679 Lockwasher, 1/2"
57	103060	6	Roller Hub

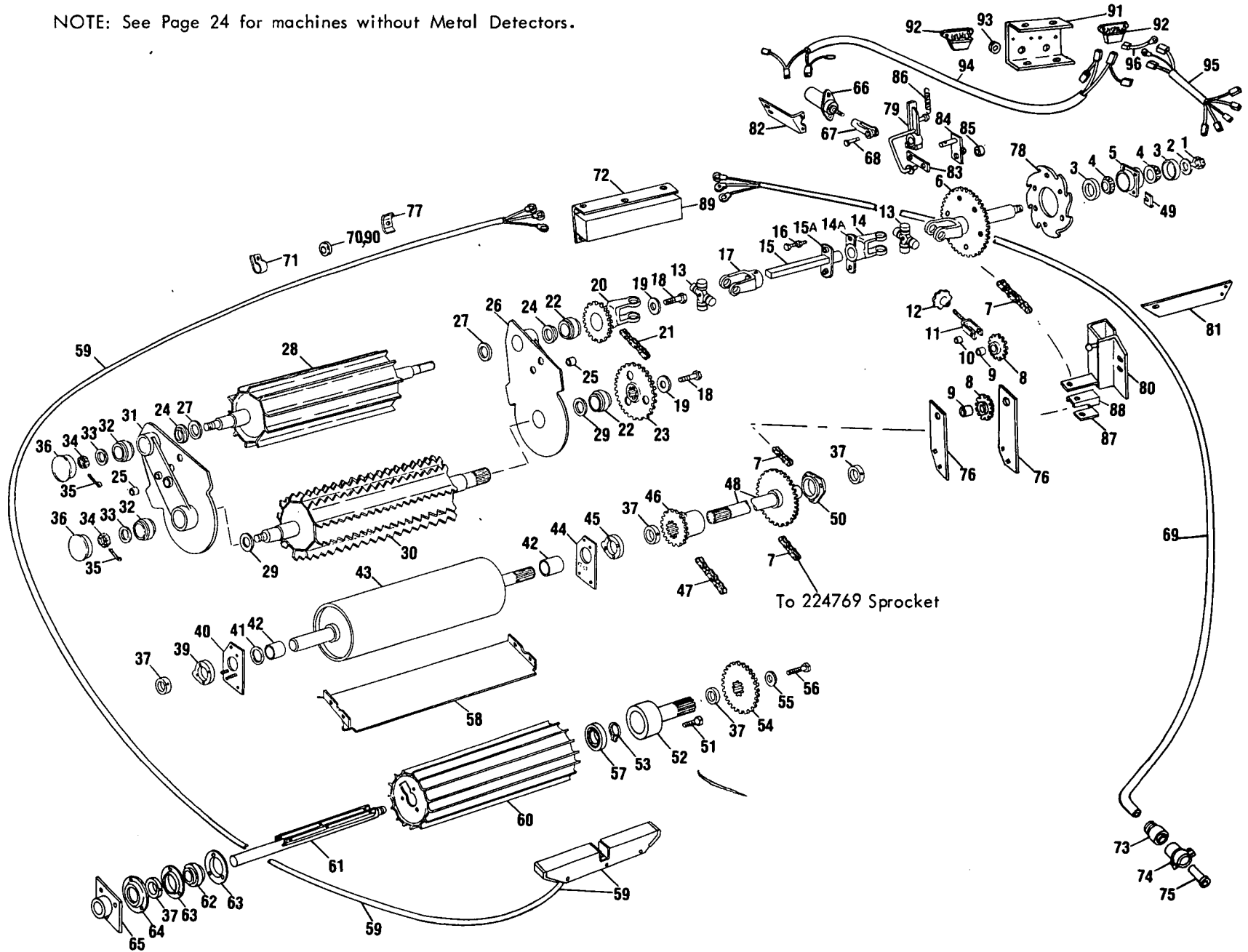
FEED ROLL GROUP (CONTINUED)

Ref. No.	Part No.	No. Used	Description
58	248948	1	Floor Weld Assembly 4 88589 Plow Bolt, 3/8" x 1" 4 80680 Lockwasher, 3/8" 4 84944 Hex Nut, 3/8"
59	122888	AR	Shim, .030 Thick

AR - As Required

FEED ROLL GROUP FOR MACHINES EQUIPPED WITH METAL DETECTOR

NOTE: See Page 24 for machines without Metal Detectors.



FEED ROLL GROUP FOR MACHINES EQUIPPED WITH METAL DETECTOR

Ref. No.	Part No.	No. Used	Description
1	84996	1	Hex Slotted Nut, 3/4" N.F. 1 80740 Cotter Pin, 1/8" x 1 1/2"
2	32362	1	Washer
3	36723	2	Tapered Roller Bearing Cup
4	48198	2	Tapered Roller Bearing Cone w/Seal
5	224931	1	Hub Weld Assembly 1 87414 Grease Fitting, 1/4"-28, Straight Self-Tapping 4 88206 Cap Screw, Hex Head, 3/8" x 1", Grade 5 4 80680 Lockwasher, 3/8" 4 84944 Hex Nut, 3/8"
6	245201	1	Sprocket and Yoke Weld Assembly
7	719026	1	Chain Assembly, RC 60H 96 Pitches (To Reversing Gearbox) AR 187609 Roller Link, RC 60H AR 179243 Connecting Link, RC 60H AR 187608 Offset Link, RC 60H
8	224924	2	Sprocket, 16 Tooth w/168347 Ball Bearing
9	225125	2	Spacer
10	43414	2	Split Spacer
11	229928	1	Clevis Weld Assembly 1 88273 Cap Screw, Hex Head, 1/2" x 3 1/2", Grade 5 1 80679 Lockwasher, 1/2" 1 84946 Hex Nut, 1/2"
12	229926	1	Knob 1 87414 Grease Fitting, 1/4"-28, Straight Self-Tapping
13	136908	2	Spider and Bearing Assembly w/Ref. 13A 2 87408 Grease Fitting, 1/4"-28, Straight
13A	95311	2	Spider and Bearing Service Kit
14	701593	1	Yoke Weld Assembly w/58147 Shear Bolt Sleeve
14A	58147	2	Shear Bolt Sleeve
15	267299	1	Shaft Weld Assembly w/58148 Shear Bolt Sleeve
15A	58148	1	Shear Bolt Sleeve
16	58118	2	Shear Bolt w/Nut
17	136902	1	Plain Yoke 1 87414 Grease Fitting 1/4"-28, Straight Self-Tapping
18	131998	2	Drilled Bolt 2 80679 Lockwasher, 1/2"
19	39856	2	Washer
20	136919	1	Yoke and Sprocket, 7 Tooth
21	122469	1	Chain Assembly, #CA550, 21 Pitches AR 43278 Roller Link, #CA550 AR 40242 Offset Link, #CA550 AR 40241 Connecting Link, #CA550
22	66486	2	Bearing and Spacer Assembly
23	136920	1	Sprocket, 13 Tooth
24	136909	2	Washer
25	66812	2	Bushing
26	238636	1	Bearing Housing Weld Assembly, Left Hand w/Bushing Ref. #25 2 88467 Spring Pin, 1/8" x 1/2" 2 87569 Grease Fitting, 1/4"-28, 45°
27	243238	2	Washer
28	603917	1	Rear Feed Roll Weld Assembly ---Replaces 229484
29	136909	2	Washer
30	576331	1	Front Feed Roll Weld Assembly
31	238637	1	Bearing Housing Weld Assembly, Right Hand w/Bushing Ref. #25 2 88467 Spring Pin, 1/8" x 1/2" 2 87569 Grease Fitting, 1/4"-28, 45°
32	136903	2	Bearing and Spacer Assembly

AR - As Required

CONTINUE

FEED ROLL GROUP FOR MACHINES EQUIPPED WITH METAL DETECTOR (CONTINUED)

Ref. No.	Part No.	No. Used	Description
33	122432	2	Washer
34	87446	2	Hex Slotted Nut, 5/8" N.F.
35	87397	2	Cotter Pin, 3/16" x 1"
36	249128	2	Hub Cap
37	45876	5	Locking Collar
39	244176	1	Bearing and Housing, Right 1 87569 Grease Fitting, 1/4"-28, 45°, Self-Tapping 2 88206 Cap Screw, Hex Head 3/8" x 1", Grade 5 4 80680 Lockwasher, 3/8" 4 84944 Hex Nut 3/8"
40	244248	1	Adapter Weld Assembly, Right 4 88206 Cap Screw, Hex Head, 3/8" x 1", Grade 5 4 80680 Lockwasher, 3/8" 4 84944 Hex Nut, 3/8"
41	00672	AR	Washer, 1 5/8" O.D. x 1 9/64" I.D. x 1/32" Thick
	00673	AR	Washer, 1 5/8" O.D. x 1 9/64" I.D. x 1/16" Thick
	00674	AR	Washer, 1 5/8" O.D. x 1 9/64" I.D. x 1/8" Thick
42	126369	2	Spacer
43	707318	1	Smooth Roll Weld Assembly
44	244247	1	Adapter Weld Assembly, Left 4 88206 Cap Screw, Hex Head, 3/8" x 1", Grade 5 4 80680 Lockwasher, 3/8" 4 84944 Hex Nut, 3/8"
45	244177	1	Bearing and Housing, Left 1 87569 Grease Fitting, 1/4"-28, 45°, Self-Tapping 2 88206 Cap Screw, Hex Head, 3/8" x 1", Grade 5 4 80680 Lockwasher, 3/8" 4 84944 Hex Nut 3/8"
46	224774	1	Sprocket Weld Assembly, 14 Tooth 1 87696 Set Screw, Cone Point, 3/8" x 1 1/4" 1 84969 Jam Nut, 3/8"
47	36314	1	Drive Chain, RC 50, 44 Pitches AR 25805 Roller Link, RC 50 AR 42472 Coupler Link, RC 50 AR 25816 Offset Link, RC 50
48	224775	1	Shaft Weld Assembly
49	122888	AR	Shim, .030" Thick
50	255098	1	Bearing and Housing Assembly 3 88428 Cap Screw, Hex Head, 3/8" x 1 3/4", Grade 5 3 80702 Plain Washer 3/8" 3 84040 Hex Locknut, 3/8"
51	182170	4	Bolt
52	227261	1	Shaft Weld Assembly
53	41329	1	Retaining Ring
54	137930	1	Sprocket and Hub Weld Assembly
55	26312	1	Washer, 17/32" I.D. x 1 1/2" O.D. x 3/16" Thick
56	221481	1	Drilled Cap Screw, 1/2" x 1 3/4" 1 87414 Grease Fitting, 1/4"-28, Straight, Self-Tapping 1 80679 Lockwasher, 1/2"
57	210040	1	Ball Bearing
58	248948	1	Floor Weld Assembly 4 88589 Plow Bolt, 3/8" x 1" 4 80680 Lockwasher, 3/8" 4 84944 Hex Nut, 3/8"
59	204719	1	Detector Assembly ---Replaces 249778 6 88503 Cap Screw, Hex Head, 1/4" x 1/2" 6 80682 Lockwasher, 1/4"
60	227260	1	Lower Front Roll Weld Assembly

FEED ROLL GROUP FOR MACHINES EQUIPPED WITH METAL DETECTOR (CONTINUED)

Ref. No.	Part No.	No. Used	Description
61	252798	1	Shaft Weld Assembly
62	249781	1	Ball Bearing
63	40697	2	Flangette 3 88206 Cap Screw, Hex Head, 3/8" x 1", Grade 5 3 80680 Lockwasher, 3/8"
64	248938	1	Cover
65	227448	1	Hub Weld Assembly 1 80810 Woodruff Key, #9, 3/16" x 3/4" 3 88206 Cap Screw, Hex Head, 3/8" x 1", Grade 5 3 80680 Lockwasher, 3/8"
66	249752	1	Solenoid 1 84949 Hex Nut, 1/4", UNF
67	42131	1	Clevis
68	516389	1	Drilled Pin 1 81858 Cotter Pin, 1/16" x 1/2" 3 80701 Plain Washer, 1/4"
69	249972	1	Wire Harness --- Includes Ref. 73, 74 and 75
70	46288	6	Grommet, 3/8" I.D. x 7/8" O.D. x 3/8" Length
71	237910	8	Clamp, 5/16" I.D.
	237980	9	Clamp, 7/16" I.D. 11 88573 Cap Screw, Hex Head, 1/4" x 3/4" 2 87716 Cap Screw, Hex Head, 1/4" x 1 1/4" 14 80682 Lockwasher, 1/4" 13 84942 Hex Nut, 1/4"
72	579504	1	Circuit Box Assembly ---Replaces 262668 4 88992 Bolt, Round Head, Short Square Neck, 5/16" x 1" 4 80664 Plain Washer, 5/16" 4 87382 Hex Locknut, 5/16"
73	265615	1	Connector
74	265334	1	Clamp
75	265333	1	Bushing
76	265132	2	Flat
77	42365	1	Clamp 1 88865 Bolt, Round Head, Short Square Neck, 3/8" x 1 1/4" 1 80680 Lockwasher, 3/8" 1 84944 Hex Nut, 3/8"
78	245192	1	Ratchet Wheel 6 87670 Cap Screw, Hex Head, 1/2" x 1 1/4", Grade 5 6 80679 Lockwasher, 1/2" 6 80700 Plain Washer, 1/2"
79	245187	1	Stop Weld Assembly 1 87394 Cotter Pin, 1/8" x 1/2" 1 87569 Grease Fitting, 1/4"-28, 45°, Self-Tapping AR 25523 Washer, Special 1 80664 Plain Washer, 5/16"
80	245184	1	Support Weld Assembly 2 87670 Cap Screw, Hex Head, 1/2" x 1 1/4", Grade 5 1 80700 Plain Washer, 1/2" 2 80679 Lockwasher, 1/2" 2 84946 Hex Nut, 1/2"
81	265190	1	Strip
82	246273	1	Bracket 3 88573 Cap Screw, Hex Head, 1/4" x 3/4", Grade 5 1 87716 Cap Screw, Hex Head, 1/4" x 1 1/4", Grade 5 2 88011 Cap Screw, Hex Head, 3/8" x 1 1/4", Grade 5 2 80701 Plain Washer, 1/4" 4 80682 Lockwasher, 1/4" 2 80680 Lockwasher, 3/8" 2 84942 Hex Nut, 1/4" 2 84944 Hex Nut, 3/8"

AR - As Required

CONTINUE

FEED ROLL GROUP FOR MACHINES EQUIPPED WITH METAL DETECTOR (CONTINUED)

Ref. No.	Part No.	No. Used	Description
83	265126	1	Link
84	263927	1	Arm Weld Assembly 1 87689 Cap Screw, Hex Head, 1/2" x 1 1/2" AR 26260 Washer, 25/32" I.D. x 1 1/2" O.D. x .060" Thick AR 187426 Washer, 25/32" I.D. x 1 1/4" O.D. x .015" Thick 1 26312 Washer, 17/32" I.D. x 1 1/2" O.D. x 3/16" Thick 1 80679 Lockwasher, 1/2" 1 84946 Hex Nut, 1/2"
85	35370	1	Spacer
86	283373	1	Spring
87	248942	2	Bumper Block 1 88310 Cap Screw, Hex Head, 5/16" x 1 3/4" 1 80664 Plain Washer, 5/16" 1 280141 Hex Locknut, 5/16"
88	575395	1	Retainer
89	262667	1	Cover Weld Assembly 1 80682 Lockwasher, 1/4" 1 84942 Hex Nut, 1/4"
90	241307	1	Grommet, 1 1/8" I.D. x 1 3/4" O.D. x 3/16" Length
	574661	1	Grommet, 3/8" I.D. x 3/4" O.D. x 1/2" Length
91	**577752	1	Channel 2 88573 Cap Screw, Hex Head, 1/4" x 3/4" 1 87872 Cap Screw, Hex Head, 5/16" x 3/4" 2 80682 Lockwasher, 1/4" 1 80681 Lockwasher, 5/16" 2 84942 Hex Nut, 1/4" 1 84943 Hex Nut, 5/16"
92	**243461	2	Relay Switch 4 88542 Cap Screw, Hex Head, 1/4" x 1/2" 4 80682 Lockwasher, 1/4" 4 84942 Hex Nut, 1/4"
93	**102043	2	Grommet
94	**577754	1	Wire Harness
95	**577755	1	Wire Harness
*96	**N.S.	1	Wire Assembly, Black, 5" Length AWG #12

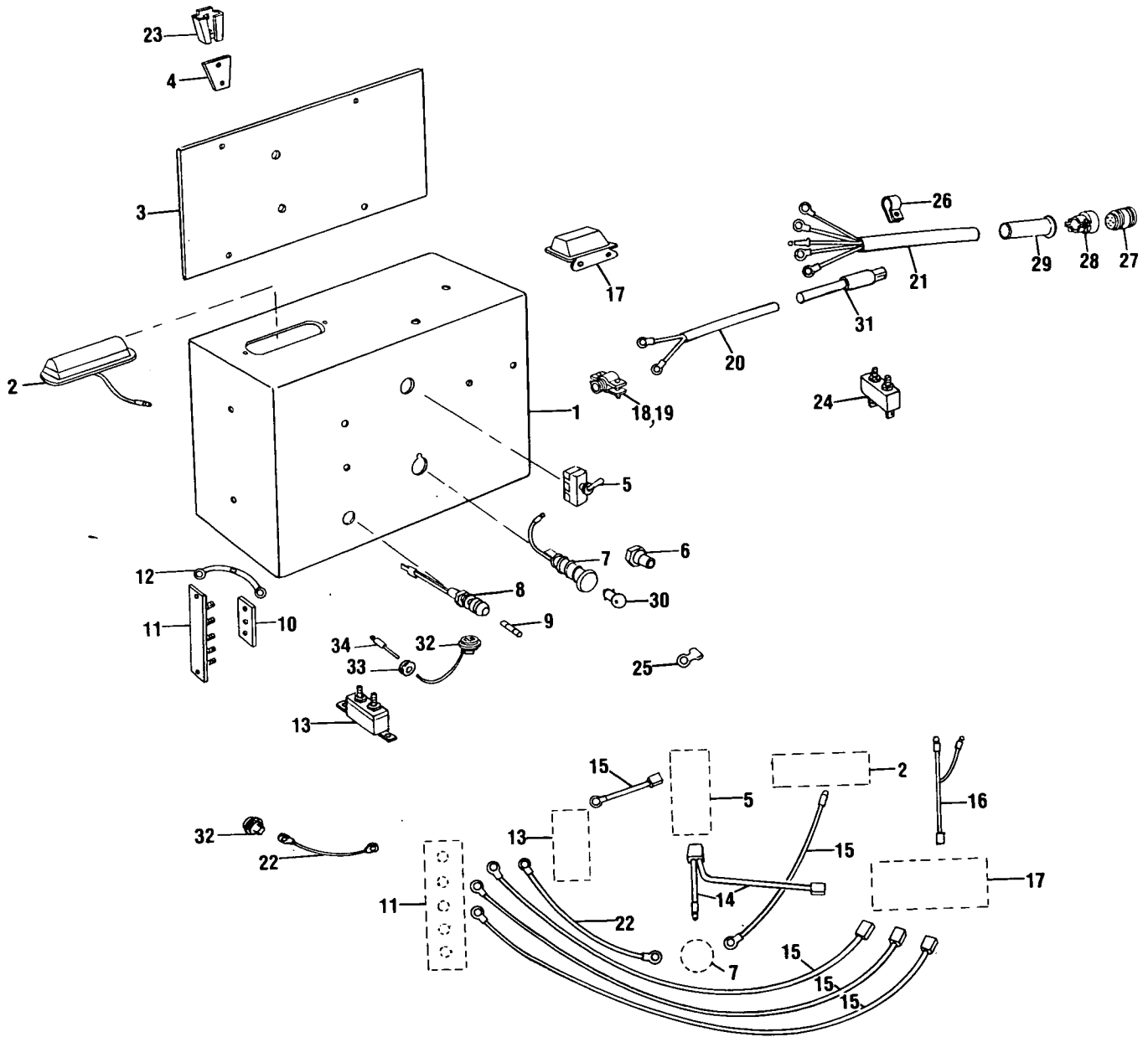
N.S. - Not Serviced

*NOTE: Wire Assemblies (excluding Wire Harness) are shown for the purpose of reference and identification only and are not available from the Sperry New Holland Service Parts System. For field repairs or replacement we suggest you fabricate using catalog description as a guide.

*NOTE: These items are components of 204513 Automatic Neutral Kit used in and below Serial No. 267738.

NOTES

METAL DETECTOR
CONTROL BOX GROUP



METAL DETECTOR
CONTROL BOX GROUP

Ref. No.	Part No.	No. Used	Description
1	249672	1	Control Box Weld Assembly 4 88543 Cap Screw, Hex Head, 5/16" x 1" 4 80664 Plain Washer, 5/16" 4 87382 Hex Locknut, 5/16"
2	188181	1	Light Assembly (Includes Ref. 2A and 2B) 1 84461 Machine Screw, Truss Head, #10 x 5/8" 1 84821 Machine Screw, Truss Head, #10 x 1/2" 1 261609 Washer, Special 1 80684 Lockwasher, #10 3 87304 Hex Nut, #10
2A	214045	1	Bulb (Not Shown)
2B	214046	1	Lens (Not Shown)
3	222781	1	Back Sheet
4	222782	1	Bracket 4 87667 Screw, Self-Tapping, Hex Head, 1/4" x 1/2" 2 84826 Carriage Bolt, 5/16" x 3/4" 4 80664 Plain Washer, 5/16" 2 280141 Hex Locknut, 5/16"
5	103413	1	Switch
6	133263	1	Seal
7	261910	1	Indicator Lamp w/Ref. 30
8	262636	1	Fuse Holder and Lead
* 9		1	Fuse, 1 AMP
10	263156	1	Shunt Strip
11	253522	1	Terminal Block 2 84461 Machine Screw, Truss Head, #10 x 5/8" 2 80684 Lockwasher, #10 2 87304 Hex Nut, #10
12	249964	2	Diode
**13	188180	1	Circuit Breaker, 6 AMP ---Replaces 262634 2 87977 Machine Screw, Truss Head, #8 x 1/2" 2 87812 Lockwasher, #8 2 87653 Hex Nut, #8
14	262639	1	Wire Assembly, Switch to Indicator Lamp, Switch to Relay Switch
15	262637	5	Wire Assembly, 10" Long #14 AWG, Purple 1 Switch to Circuit Breaker 3 Relay Switch to Terminal Block 1 Indicator Lamp to Warning Light
16	°262638	1	Wire Assembly, 7" Long, #16 AWG, Purple, Relay Switch to Light
	°°701564	1	Wire Harness
17	243461	1	Relay Switch 2 84467 Machine Screw, Truss Head, 1/4" x 1/2" 2 80682 Lockwasher, 1/4" 2 84942 Hex Nut, 1/4"
*18		1	Connector, Straight, 3/4"
19	100381	1	Connector
20	572854	1	Wire Harness (Power Cable)
21	249970	1	Wire Harness (Includes Ref. 27, 28 and 29)
22	244214	2	Wire Assembly, 9" Long, #16 AWG, Purple, Indicator Lamp to Terminal Block, Terminal Block to Buzzer

*Purchase Locally

NOTE - Wiring Assemblies (excluding Wire Harness) are shown for the purpose of reference and identification only and are not available from the Sperry New Holland Service Parts System. For field repair or replacement we suggest you fabricate using catalog description as a guide.

**NOTE: When replacing 4 AMP Circuit Breaker with the 6 AMP Circuit Breaker also order 1 of Ref. No. 22, 32, 33 and 34.

° Used on and below Serial No. 313152

°° Used on and above Serial No. 313153

CONTINUE

METAL DETECTOR
CONTROL BOX GROUP (CONTINUED)

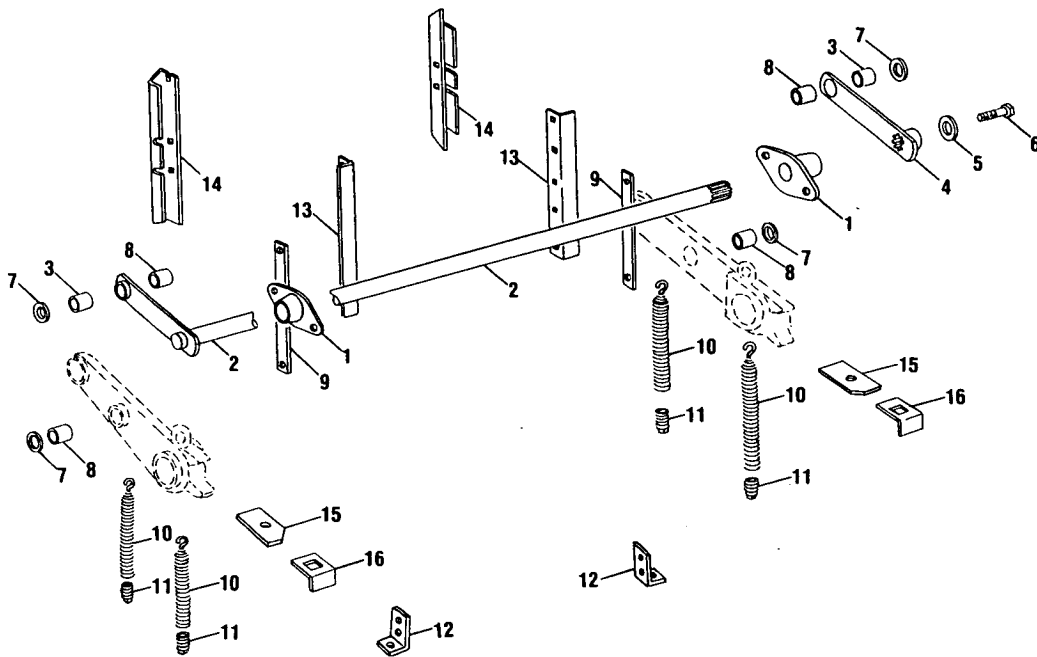
Ref. No.	Part No.	No. Used	Description
23	38027	1	Socket
			2 88059 Bolt, Round Head, Short Square Neck, 5/16" x 1"
			2 80681 Lockwasher, 5/16"
			2 84943 Hex Nut, 5/16"
24	131376	1	Circuit Breaker
			2 81746 Machine Screw, Truss Head, #10 x 3/4"
			2 80684 Lockwasher, #10
			2 87304 Hex Nut, #10
			2 46432 Ring Terminal
25	59273	AR	Ring Terminal Required for Hook-up to:
	167169	AR	Ring Terminal Tractor Electrical System
26	237980	10	Clamp, 7/16" I.D.
27	265614	1	Connector
28	265334	1	Clamp
29	265333	1	Bushing
30	271431	1	Bulb, Light
31	572853	1	Wire Harness (Power Cable)
32	701592	1	Buzzer
			1 87655 Machine Screw, Truss Head, #8 x 3/8"
			1 280299 Plain Washer, #8
			1 87812 Lockwasher, #8
33	134708	1	Grommet
34	136244	1	Plug, Electrical

136224

AR - As required

NOTES

FEED ROLL EQUALIZER GROUP



Ref. No.	Part No.	No. Used	Description
1	257288	2	Equalizer Bearing ---Replaces 35609 4 87686 Bolt, Round Head, Short Square Neck, 3/8" x 1" 4 80680 Lockwasher, 3/8" 4 84944 Hex Nut, 3/8"
2	137440	1	Equalizer Arm Weld Assembly w/Bushing #66812
3	66812	2	Bushing
4	137439	1	Hub Weld Assembly w/Bushing #66812
5	39856	1	Washer
6	87689	1	Cap Screw, Hex Head, 1/2" x 1 1/2", Grade 5
7	65980	AR	Washer, 1 1/4" O.D. x 25/32" I.D. x .036" Thick
8	138139	4	Spacer 4 88552 Cap Screw, Hex Head, 1/2" x 2", Grade 5 4 80700 Plain Washer, 1/2" 4 80679 Lockwasher, 1/2" 4 84236 Locknut, 1/2"
9	137417	2	Arm
10	257260	4	Spring. Extension w/3/8" Dia. Hook
11	122506	4	Spring Nut AR 88393 Cap Screw, Hex Head, 3/8" x 3", Grade 5 AR 87862 Cap Screw, Hex Head, 3/8" x 4 1/2", Grade 5 4 80680 Lockwasher, 3/8"
12	136835	2	Bracket 4 87686 Bolt, Round Head, Short Square Neck, 3/8" x 1" 4 80680 Lockwasher, 3/8" 4 84944 Hex Nut, 3/8"
13	243484	2	Angle 4 88589 Plow Bolt, 3/8" x 1", Grade 5 10 80702 Plain Washer, 3/8" 10 80680 Lockwasher, 3/8" 10 84944 Hex Nut, 3/8"

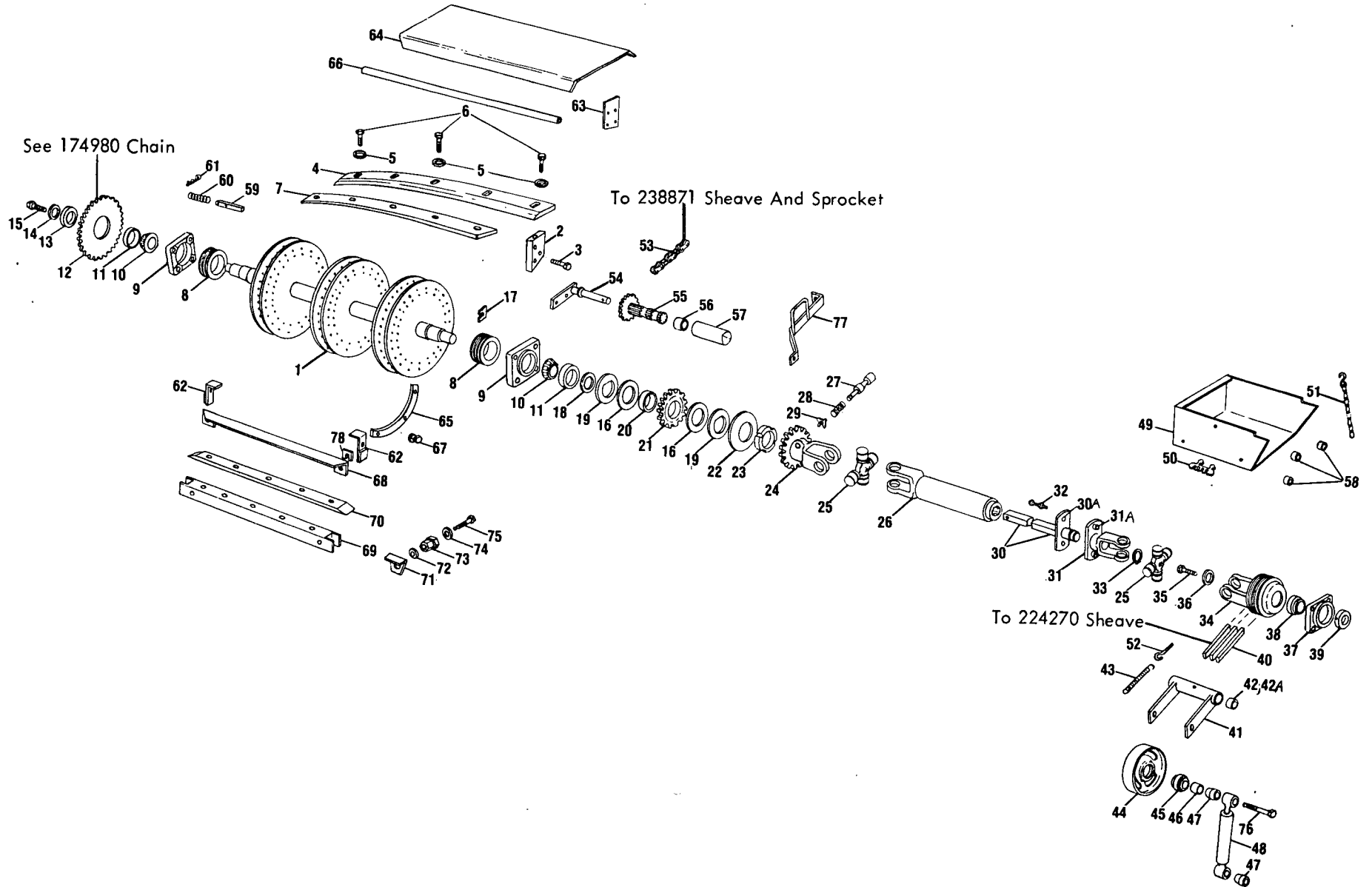
AR - As Required

CONTINUE

FEED ROLL EQUALIZER GROUP (CONTINUED)

Ref. No.	Part No.	No. Used	Description
14	239585	2	Channel ---Replaces 137453 6 88589 Plow Bolt, 3/8" x 1" Grade 5 8 80702 Plain Washer, 3/8" 8 80680 Lockwasher, 3/8" 8 84944 Hex Nut, 3/8"
15	242715	2	Pad
16	242716	2	Clip 2 88865 Bolt, Round Head, Short Square Neck, 3/8" x 1 1/4" 2 80680 Lockwasher, 3/8" 2 84944 Hex Nut, 3/8"

CUTTERHEAD GROUP



CUTTERHEAD GROUP

Ref. No.	Part No.	No. Used	Description
1	*705281	1	Cutterhead Shaft and Plate Weld Assembly ---Replaces 226039
2	174968	AR	Knife Support (Number 2 thru 7
3	88552	AR	Cap Screw, Hex Head, 1/2" x 2", Grade 5 depend on 6, 8 or AR 80679 Lockwasher, 1/2" 12 Knife application) AR 84946 Hex Nut, 1/2"
4	243725	AR	Knife, Spiral
5	130358	AR	Washer, Special
6	88572	AR	Cap Screw, Hex Head, 5/8" x 1 1/4", UNF, Grade 8
	88431	AR	Cap Screw, Hex Head, 5/8" x 1 3/4", UNF, Grade 8
7	239007	AR	Knife Support ---Replaces 243625
8	+225490	2	Collar
	++705279	2	Collar
9	224384	2	Bearing Housing 2 80717 Grease Fitting, 1/8" P.T., 45° 2 88552 Cap Screw, Hex Head, 1/2" x 2", Grade 5 6 87689 Cap Screw, Hex Head, 1/2" x 1 1/2", Grade 5 8 80679 Lockwasher, 1/2" 4 84946 Hex Nut, 1/2"
10	166258	2	Bearing Cone
11	49029	2	Bearing Cup
12	225678	1	Sprocket 16 Tooth
13	126002	1	Washer, 2 1/4" O.D. x 1 3/4" I.D. x 3/16" Thick
14	29684	1	Washer, 2" O.D. x 17/32" I.D. x 3/16" Thick
15	87689	1	Cap Screw, Hex Head, 1/2" x 1 1/2", Grade 5 -1 80679 Lockwasher, 1/2"
16	224355	2	Clutch Disc
17	131405	AR	Shim, .025" Thick
18	42018	1	Washer
19	224399	1	Washer, Special
20	224413	1	Bushing
21	224357	1	Gear, 19 Teeth
22	224400	1	Washer
23	136801	1	Stake Nut
24	243214	1	Yoke and Gear Weld Assembly 1 87414 Grease Fitting, 1/4"-28, Straight, Self-Tapping
25	126761	2	Spider and Bearing Assembly w/Ref. 25A 2 80711 Grease Fitting, 1/8" P.T., 67 1/2°
25A	128566		Spider and Bearing Repair Kit
26	243211	1	Yoke and Tube Weld Assembly 2 87414 Grease Fitting, 1/4"-28, Straight, Self-Tapping
27	226196	1	Release Pin
28	26981	1	Spring
29	40305	1	"X" Washer
30	243212	1	Shaft Weld Assembly w/46585 Shear Bolt Sleeve
30A	46585	2	Shear Bolt Sleeve
31	243213	1	Yoke Weld Assembly w/46522 Shear Bolt Sleeve
31A	46522	2	Shear Bolt Sleeve
32	46520	2	Shear Bolt and Nut, 1/4" x 1 1/2"
33	244245	1	Retaining Ring
34	243215	1	Yoke and Sheave Assembly
35	88062	1	Cap Screw, Hex Head, 5/8" x 1 1/2", Grade 5 1 84057 Lockwasher, 5/8"
36	141781	1	Washer, Special

+ Used on and below Serial No. 313152

++ Used on and above Serial No. 313153

AR - As Required

CONTINUE

CUTTERHEAD GROUP (CONTINUED)

Ref. No.	Part No.	No. Used	Description
37	134493	1	Bearing Housing 1 87415 Grease Fitting, 1/4"-28, 90° 4 88551 Cap Screw, Hex Head, 1/2" x 1 3/4", Grade 5 4 66011 Washer, Special 4 80700 Washer, 1/2" 4 80679 Lockwasher, 1/2" 4 84946 Hex Nut, 1/2"
38	225614	1	Ball Bearing
39	45631	1	Collar
40	242307	1	Matched Set of 3 "V" Belt (to Reversing Gearbox)
41	*245533	1	Tube Weld Assembly w/Ref. 42
	**288412	1	Tube Weld Assembly w/Ref. 42A 1 87415 Grease Fitting, 1/4"-28, 90° *AR 01081 Washer 1 87398 Cotter Pin, 3/16" x 1 1/4" **1 80754 Cotter Pin, 3/16" x 1 1/2"
42	* 40293	2	Bushing - 3/4" I.D. x 1"
42A	**214487	2	Bushing - 1" I.D. x 1"
43	605846	1	Tension Spring
44	66460	1	Idler Assembly w/Bearing Ref. #45
45	66553	1	Bearing
46	13586	2	Sleeve
47	132759	4	Grommet
48	132758	1	Shock Absorber 1 88556 Cap Screw, Hex Head, 5/8" x 2 1/4", Grade 5 1 87365 Plain Washer, 5/8" 1 88718 Locknut, 5/8"
49	225689	1	Tool Box Weld Assembly 3 87872 Cap Screw, Hex Head, 5/16" x 3/4", Grade 5 3 80681 Lockwasher, 5/16" 3 84943 Hex Nut, 5/16"
50	52367	1	Shear Bolt Holder
51	243614	1	Chain Assembly w/"S" Hook 1 34455 "S" Hook 1 88146 Cap Screw, Hex Head, 1/4" x 1" Grade 5 2 80701 Plain Washer, 1/4" 1 80682 Lockwasher, 1/4" 1 84942 Hex Nut, 1/4"
52	* 36835	1	Eye Bolt
	**183356	1	Eye Bolt 1 87016 Plain Washer, 3/8" 2 84944 Hex Nut, 3/8"
53	141974	1	Chain Assembly, RC 40, 52 Pitches AR 25804 Roller Link, RC 40 AR 25195 Connecting Link, RC 40 AR 25815 Offset Link, RC 40
54	224392	1	Stub Shaft Weld Assembly
55	238869	1	Sprocket Weld Assembly w/Bushing Ref. #56 1 87414 Grease Fitting, 1/4"-28, Straight, Self-Tapping 1 87852 Groove Pin, 1/4" x 1 1/4", Type "A" AR 26301 Washer, 1 1/64" I.D. x 1 1/2" O.D. x 1/8" Thick 1 26130 Washer, 1 1/64" I.D. x 1.3/8" O.D. x .060" Thick
56	27767	2	Bushing
57	239015	1	Cover
58	32785	3	Spacer
59	181363	2	Square Key 2 87757 Spring Pin, 3/16" x 1 1/2"
60	29494	2	Spring

42 AR - As Required

CONTINUE

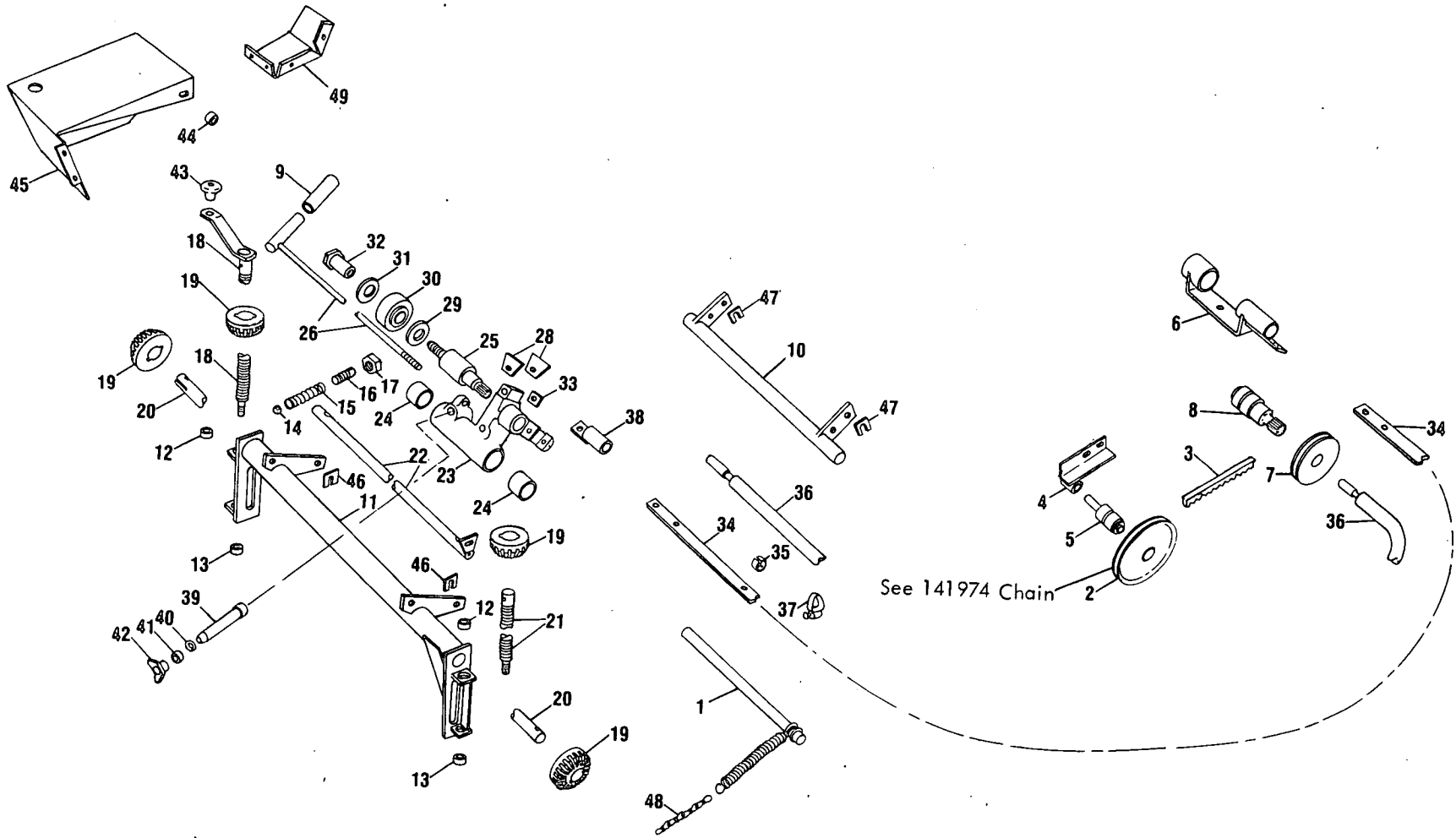
CUTTERHEAD GROUP (CONTINUED)

Ref. No.	Part No.	No. Used	Description
61	37851	2	Hairpin Cotter
62	224455	2	Cover Weld Assembly
			2 80801 Wing Nut, 5/16"
63	225079	2	Plate
			8 88206 Cap Screw, Hex Head, 3/8" x 1", Grade 5
			8 80680 Lockwasher, 3/8"
			6 84944 Hex Nut, 3/8"
64	225085	1	Sharpener Shield
65	225134	2	Strip
			6 88589 Plow Bolt, 3/8" x 1", Grade 5
			6 80702 Plain Washer, 3/8"
			6 80680 Lockwasher, 3/8"
			6 84944 Hex Nut, 3/8"
66	244636	1	Rod
67	225131	4	Adjuster
68	227794	1	Scraper
			2 87670 Cap Screw, Hex Head, 1/2" x 1 1/4", Grade 5
			2 80679 Lockwasher, 1/2"
			2 34945 Plain Washer
69	225083	1	Shear Bar Holder
			2 87338 Cap Screw, Hex Head, 5/8" x 3", Grade 5
			2 33298 Washer, Special
			2 84057 Lockwasher, 5/8"
70	237521	1	Shear Bar Service Assembly (Includes 1 Shear Bar Plate, Shear Bar Assembly Instruction Sheet plus the following hardware:
			5 707854 Cap Screw, Special
			5 244379 Washer, Special
71	229751	2	Cover
72	228016	2	Washer, Special
73	228017	2	Adjusting Nut
74	13400	4	Washer
75	87239	2	Cap Screw, Hex Head, 5/8" x 3 1/2", Grade 5 UNF
76	*245537	1	Bolt, Special
	** 88523	1	Cap Screw, Hex Head, 5/8" x 5 1/2"
			1 130358 Washer, Special
			1 87365 Plain Washer, 5/8"
			1 88718 Locknut, 5/8"
77	265352	1	Bracket Weld Assembly ---Replaces 242965
			2 87686 Bolt, Round Head, Short Square Neck, 3/8" x 1"
			2 87016 Plain Washer, 3/8"
			2 80680 Lockwasher, 3/8"
			2 84944 Hex Nut, 3/8"
78	265404	AR	Shim, .030" Thick

* Used on and below Serial No. 237942

** Used on and above Serial No. 237943

POWER SHARPENER GROUP



POWER SHARPENER GROUP

Ref. No.	Part No.	No. Used	Description
1	181175	1	Handle Weld Assembly
2	238871	1	Sheave and Sprocket Weld Assembly
3	224354	1	"V" Belt
4	224397	1	Bracket Weld Assembly 2 87686 Bolt, Round Head, Short Square Neck, 3/8" x 1" 2 87016 Plain Washer, 3/8" 2 80680 Lockwasher, 3/8" 2 84944 Hex Nut, 3/8"
5	136740	1	Bearing
6	224412	1	Idler Weld Assembly 2 87686 Bolt, Round Head, Short Square Neck, 3/8" x 1" 2 87872 Cap Screw, Hex Head, 5/16" x 3/4", Grade 5 2 80680 Lockwasher, 3/8" 2 80681 Lockwasher, 5/16" 2 84944 Hex Nut, 3/8" 2 84943 Hex Nut, 5/16"
7	181317	1	"V" Pulley
8	218995	1	Bearing
9	185350	1	Hand Grip
10	224402	1	Shaft Weld Assembly 4 87686 Bolt, Round Head, Short Square Neck, 3/8" x 1", Gr.5 4 80680 Lockwasher, 3/8" 4 84944 Hex Nut, 3/8"
11	224409	1	Frame Weld Assembly (Includes Refs. 12 & 13 Bushing) 4 87909 Cap Screw, Hex Head, 1/2" x 1", Grade 5 4 80679 Lockwasher, 1/2" 4 84946 Hex Nut, 1/2"
12	195183	4	Bushing
13	72169	2	Bushing
14	511112	1	Ball, 13/32"
15	00025	1	Spring
16	81766	1	Set Screw, Hex Socket, 1/2" x 3/4", Cup Point
17	84970	1	Hex Jam Nut, 1/2"
18	214781	1	Handle Weld Assembly 1 49637 Plain Washer, 5/8", Special 1 87446 Hex Slotted Nut, 5/8" (UNF) 1 87398 Cotter Pin, 3/16" x 1 1/4"
19	171357	4	Bevel Gear 4 87538 Spring Pin, 1/4" x 1"
20	224405	1	Shaft
21	195197	1	Shaft 1 49637 Plain Washer, 5/8" Special 1 87446 Hex Slotted Nut, 5/8" (UNF) 1 87398 Cotter Pin, 3/16" x 1 1/4"
22	224404	1	Shaft Weld Assembly 2 87414 Grease Fitting, 1/4"-28, Straight, Self-Tapping
23	214588	1	Carrier w/Ref. #24 Bushing 2 87872 Cap Screw, Hex Head, 5/16" x 3/4", Grade 5 2 80681 Lockwasher, 5/16"
24	223316	2	Bushing
25	214784	1	Bearing, Special
26	224407	1	Rod Weld Assembly 1 84945 Hex Nut, 7/16"
28	263111	2	Clamp ---Replaces 214642 1 88780 Cap Screw, Hex Head, 5/16" x 2 1/4", Grade 5 1 80681 Lockwasher, 5/16" 1 280141 Hex Locknut, 5/16"
29	214629	1	Washer, Special

CONTINUE

POWER SHARPENER GROUP (CONTINUED)

Ref. No.	Part No.	No. Used	Description
30	179483	1	Abrasive Wheel
31	214631	1	Washer, Special
32	214643	1	Nut, Special
33	214779	AR	Shim, .002 Thick
34	219139	1	Spring, Steel
35	236432	3	Clip 3 81191 Flat Head Rivet, 1/8" x 5/16"
36	214772	1	Flexible Coupling
37	58948	1	Hose Clamp 1 80768 Woodruff Key, 1/4" x 1", #15
38	221269	1	Cable Support Weld Assembly
39	221267	2	Roll Assembly
40	50297	2	"O" Ring
41	218993	2	Spacer
42	222639	2	Nut Weld Assembly
43	33781	1	Knob 1 88546 Cap Screw, Hex Head, 3/8" x 2 1/4", Grade 5 1 80702 Plain Washer, 3/8" 1 84969 Hex Jam Nut, 3/8"
44	127938	1	Spacer 1 88044 Cap Screw, Hex Head, 3/8" x 1 1/2", Grade 5 2 80702 Plain Washer, 3/8" 1 80680 Lockwasher, 3/8" 1 84944 Hex Nut, 3/8"
45	195200	1	Shield 2 88434 Cap Screw, Hex Head, 3/8" x 3/4", Grade 5 2 80680 Lockwasher, 3/8" 2 84944 Hex Nut, 3/8"
46	131405	AR	Shim, .025 Thick
47	122888	AR	Shim, .030 Thick
48	34656	1	Chain 1 87397 Cotter Pin, 3/16" x 1"
49	*389332	1	Cover 4 88542 Cap Screw, Hex Head, 1/4" x 1/2" 4 80701 Plain Washer, 1/4" 4 80682 Lockwasher, 1/4" 4 84942 Hex Nut, 1/4"

* Used on and above Serial No. 313153

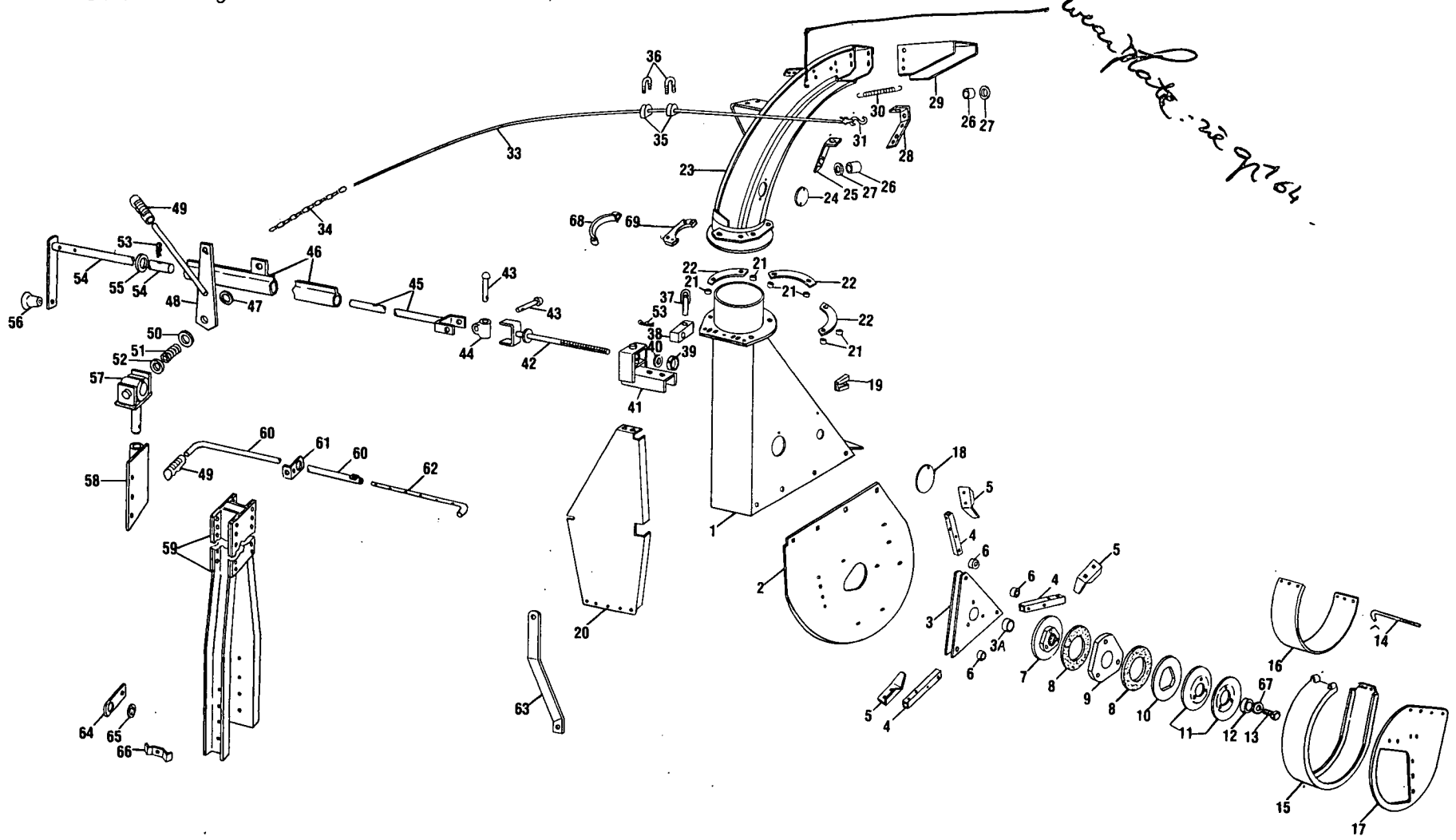
AR - As Required

NOTES

FAN, TRANSITION, SPOUT AND CONTROL GROUP

NOTE: See Pages 54 thru 62 for electric controls.

Manufacture: 22 977 64



FAN, TRANSITION, SPOUT AND CONTROL GROUP

Ref. No.	Part No.	No. Used	Description
1	225411	1	Transition Weld Assembly 10 88018 Bolt, Round Head, Short Square Neck, 1/2" x 1" 10 80679 Lockwasher, 1/2" 10 84946 Hex Nut, 1/2"
2	244169	1	Blower Sheet, Front 8 88018 Bolt, Round Head, Short Square Neck, 1/2" x 1" 4 50579 Washer, Special 8 80679 Lockwasher, 1/2" 8 84946 Hex Nut, 1/2"
3	238166	1	Plate Weld Assembly w/Bushing Ref. 3A
3A	132915	2	Bushing
4	238159	3	Paddle Arm 3 87972 Cap Screw, Hex Head, 1/2" x 2 1/2", Grade 5 3 88273 Cap Screw, Hex Head, 1/2" x 3 1/2", Grade 5 6 80679 Lockwasher, 1/2" 6 84946 Hex Nut, 1/2"
5	238321	3	Paddle 6 88328 Bolt, Round Head, Short Square Neck, 5/8" x 3 1/4" 6 80299 Plain Washer, 5/8" 6 84057 Lockwasher, 5/8" 6 84947 Hex Nut, 5/8"
6	100635	3	Spacer
7	238167	1	Clutch Hub
8	127434	2	Friction Disc
9	238158	1	Plate
10	49683	1	Clutch Plate
11	49684	2	Spring Washer
12	238160	1	Spacer
13	238163	1	Bolt, Special Drilled 1 87414 Grease Fitting, 1/4"-28, Straight, Self-Tapping 1 84057 Lockwasher, 5/8"
14	238405	2	Hook Bolt 2 87364 Plain Washer, 1/2" 2 80679 Lockwasher, 1/2" 2 84946 Hex Nut, 1/2"
15	225396	1	Band Weld Assembly 3 88018 Bolt, Round Head, Short Square Neck, 1/2" x 1" 3 80679 Lockwasher, 1/2" 3 84946 Hex Nut, 1/2"
16	225387	1	Wear Plate 6 88599 Machine Screw, Flat Head, 5/16" x 3/4" 6 80664 Plain Washer, 5/16" 6 80681 Lockwasher, 5/16" 6 84943 Hex Nut, 5/16"
17	244170	1	Blower Sheet, Rear 4 87596 Bolt, Round Head, Short Square Neck, 3/8" x 3/4" 3 87686 Bolt, Round Head, Short Square Neck, 3/8" x 1" 6 87016 Plain Washer, 3/8" 7 80680 Lockwasher, 3/8" 7 84944 Hex Nut, 3/8"
18	181298	1	Cover Plate 2 88832 Carriage Bolt, 1/4" x 3/4", Grade 5 1 80682 Lockwasher, 1/4" 1 84060 Hex Nut, 1/4" 1 84878 Wing Nut, 1/4"
19	38027	1	Socket Lamp Bracket 2 87639 Bolt, Round Head, Short Square Neck, 5/16" x 3/4" 2 80681 Lockwasher, 5/16" 2 84943 Hex Nut, 5/16"

CONTINUE

FAN, TRANSITION, SPOUT AND CONTROL GROUP (CONTINUED)

Ref. No.	Part No.	No. Used	Description
20	254565	1	Shield 5 87909 Cap Screw, Hex Head, 1/2" x 1", Grade 5 5 80679 Lockwasher, 1/2" 5 84946 Hex Nut, 1/2"
21	105907	6	Spacer 6 88044 Cap Screw, Hex Head, 3/8" x 1 1/2", Grade 5 6 80680 Lockwasher, 3/8" 6 84040 Hex Locknut, 3/8"
22	181316	3	Retainer
23	259788	1	Spout Weld Assembly ---Replaces 238277, 256477 2 87414 Grease Fitting, 1/4"-28, Straight, Self-Tapping 1 88131 Machine Screw, Truss Head, 3/8" x 1 3/4" 1 80680 Lockwasher, 3/8" 1 84944 Hex Nut, 3/8"
24	164342	1	Cover 2 88356 Carriage Bolt, 1/4" x 1" 2 80682 Lockwasher, 1/4" 1 80701 Plain Washer, 1/4" 1 84878 Wing Nut, 1/4"
25	136682	1	Bracket 2 87702 Machine Screw, Flat Head, 3/8" x 1" 2 80702 Plain Washer, 3/8" 2 80680 Lockwasher, 3/8" 2 84944 Hex Nut, 3/8"
26	136696	2	Spacer 2 84786 Machine Screw, Flat Head, 3/8" x 1 3/4" 2 80680 Lockwasher, 3/8" 2 84944 Hex Nut, 3/8"
27	34187	2	Washer
28	261516	1	Bracket ---Replaces 136683 2 87872 Cap Screw, Hex Head, 5/16" x 3/4", Grade 5 2 80681 Lockwasher, 5/16" 2 84943 Hex Nut, 5/16"
29	183934	1	Deflector Weld Assembly
30	29579	1	Spring
31	115680+	1	Anchor Hook
33	47763+	1	Deflector Rope Assembly w/Ring and Hook
34	48454+	1	Chain w/"S" Hook 2 41613 "S" Hook
35	28110	2	Rope Guide
36	28114	2	Rope Guide "U" Bolt 4 80684 Lockwasher, 3/16" 4 87304 Square Nut, 3/16"
37	138243	1	Pin Weld Assembly
38	136684+	1	Nut 2 87414 Grease Fitting, 1/4"-28, Straight, Self-Tapping
39	36993+	1	Drag Link Collar 1 84064 Grooved Pin, Type "A", 1/4" x 1 3/4"
40	67978+	AR	Space Washer
41	577675+	1	Bracket Weld Assembly ---Replaces 136707 1 87415 Grease Fitting, 1/4"-28, 90°, Self-Tapping 2 87670 Cap Screw, Hex Head, 1/2" x 1 1/4", Grade 5 2 80679 Lockwasher, 1/2" 2 84946 Hex Nut, 1/2"
42	136708+	1	Rod Weld Assembly 1 87538 Spring Pin, 1/4" x 1"

AR - As Required

CONTINUE

FAN, TRANSITION, SPOUT AND CONTROL GROUP (CONTINUED)

Ref. No.	Part No.	No. Used	Description
43	15081+	2	Drilled Rivet 2 80756 Cotter Pin, 1/8" x 3/4"
44	35717+	1	Universal Block 1 87414 Grease Fitting, 1/4"-28, Straight, Self-Tapping
45	137603+	1	Shaft and Yoke Assembly
46	137604+	1	Tube and Bracket Weld Assembly
47	29526+	1	Disc
48	122398+	1	Lever Weld Assembly
49	126697+	2	Hand Grip
50	35781+	1	Washer, 13/32 I.D. x 2 5/8" O.D.
51	32307+	1	Spring 1 88546 Cap Screw, Hex Head, 3/8" x 2 1/4" Grade 5 1 84040 Hex Locknut, 3/8"
52	34187+	1	Washer, 13/32" I.D.
53	37851+	2	Hairpin Cotter
*54	144051+	1	Tube and Handle Weld Assembly, 11'2" Long
	243145+	1	Tube and Handle Weld Assembly, 14'6" Long 2 80753 Cotter Pin, 1/4" x 1 1/2"
55	128302+	5	Washer
56	33781+	1	Knob 1 87936 Cap Screw, Hex Head, 3/8" x 2 1/2", Grade 5 1 84944 Hex Nut, 3/8"
57	226013+	1	Pivot Sleeve Weld Assembly 1 80756 Cotter Pin, 1/8" x 3/4" AR 87364 Plain Washer, 1/2"
58	185457+	1	Bracket Weld Assembly 2 88206 Cap Screw, Hex Head, 3/8" x 1", Grade 5 2 88393 Cap Screw, Hex Head, 3/8" x 3", Grade 5 2 87016 Plain Washer, 3/8" 4 80680 Lockwasher, 3/8" 4 84944 Hex Nut, 3/8"
59	266464+	1	Support Weld Assembly ---Replaces 243055 4 88576 Cap Screw, Hex Head, 1/2" x 5 1/2" Grade 5 4 80679 Lockwasher, 1/2" 4 84946 Hex Nut, 1/2"
*60	143506+	1	Shifter Rod Weld Assembly, 11' 1/2" Long
	247473+	1	Shifter Rod Weld Assembly, 14' 1/2" Long 1 84983 Set Screw, Square Head, 3/8" x 1" 1 84969 Hex Jam Nut, 3/8"
61	253640+	1	Shifter Lever Bracket ---Replaces 122530 1 88434 Cap Screw, Hex Head, 3/8" x 3/4", Grade 5 1 80680 Lockwasher, 3/8" 1 84944 Hex Nut, 3/8"
62	242310+	1	Shifter Adjustment Rod 1 80753 Cotter Pin, 1/4" x 1 1/2"
63	243270	1	Lever, Tongue Shift 1 88436 Cap Screw, Hex Head, 3/8" x 2", Grade 5 2 80702 Plain Washer, 3/8" 1 84040 Hex Locknut, 3/8"
64	137413	1	Bracket w/Grommet 1 88434 Cap Screw, Hex Head, 3/8" x 1 3/4", Grade 5 1 80680 Lockwasher, 3/8" 1 84944 Hex Nut, 3/8"
65	00709	1	Grommet
66	42365	1	Hydraulic Hose Clamp 1 88865 Bolt, Round Head, Short Square Neck, 3/8" x 1 1/4" 1 80840 Wing Nut, 3/8"
67	623582	1	Washer

*NOTE: When ordering replacement parts check to see which items are applicable to your machine.

+ Components of Manual Controls, See Page 54 thru 62 for Electric Controls.

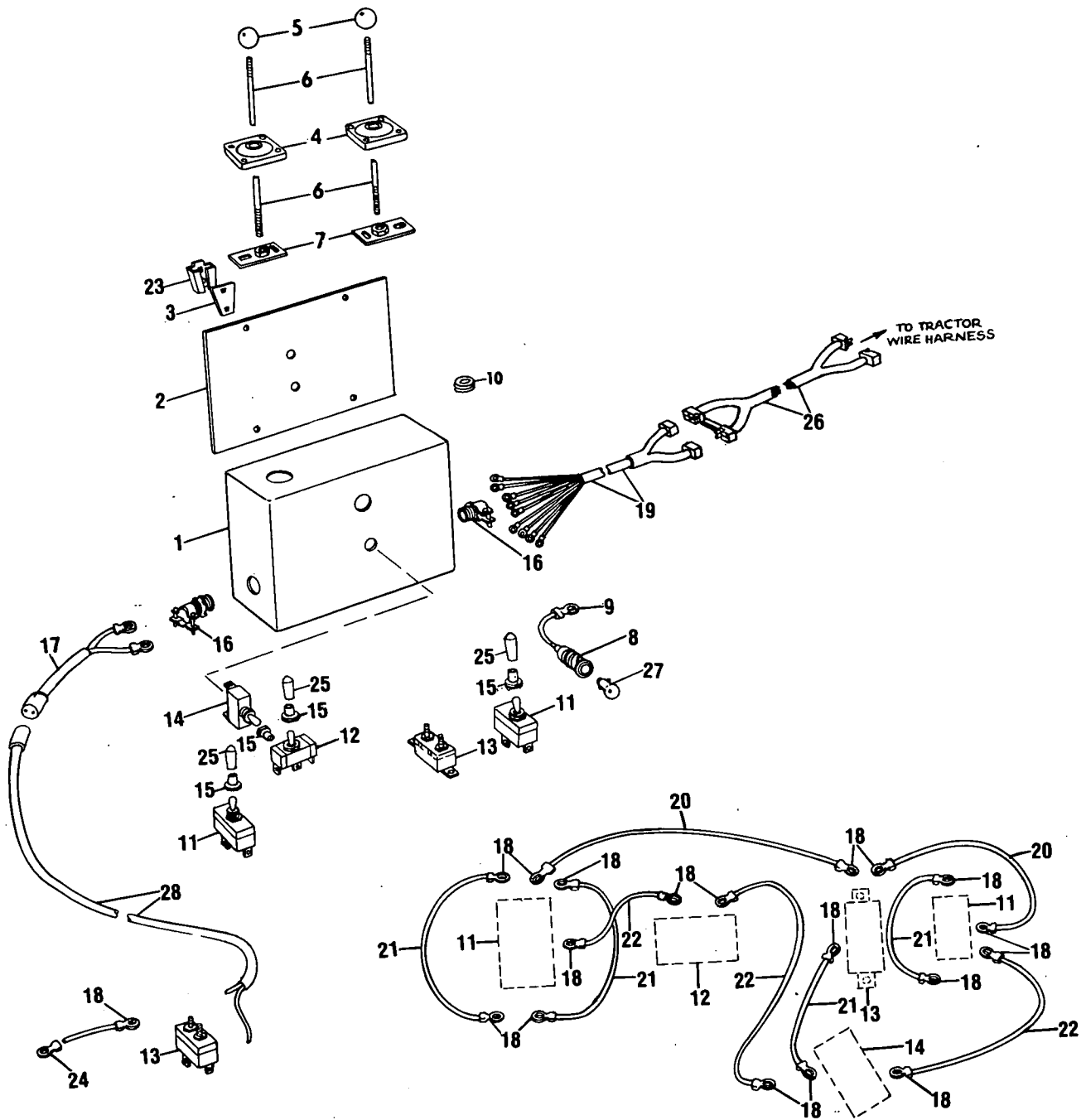
AR - As Required

CONTINUE

FAN, TRANSITION, SPOUT AND CONTROL GROUP (CONTINUED)

Ref. No.	Part No.	No. Used	Description
68	285840	2	Strap Weld Assembly
			1 87997 Cap Screw, Hex Head, 1/2" x 5", Grade 5
			2 87364 Plain Washer, 1/2"
			1 80679 Lockwasher, 1/2"
			1 84946 Hex Nut, 1/2"
69	285839	2	Plate
			2 87972 Cap Screw, Hex Head, 1/2" x 2 1/2", Grade 5
			2 80679 Lockwasher, 1/2"
			2 84946 Hex Nut, 1/2"

ELECTRIC CONTROLS CONTROL BOX GROUP



Ref. No.	Part No.	No. Used	Description
	579197		Control Box Assembly, Complete
1	285688	1	Control Box Weld Assembly ---Replaces 222780
2	222781	1	Back Sheet
3	222782	1	Bracket
	4		87667 Screw, Self-Tapping, Hex Head, 1/4" x 1/2"
	2		84826 Carriage Bolt, 5/16" x 3/4"
	4		80664 Plain Washer, 5/16"
	2		280141 Hex Locknut, 5/16"

CONTINUE

ELECTRIC CONTROLS
CONTROL BOX GROUP (CONTINUED)

Ref. No.	Part No.	No. Used	Description
*4	222436	2	Mounting 8 84821 Machine Screw, Truss Head, #10 x 1/2" 8 80684 Lockwasher, #10 8 87304 Hex Nut, #10
*5	168982	2	Knob
*6	222783	2	Rod 2 80680 Lockwasher, 3/8" 6 84969 Hex Jam Nut, 3/8"
*7	222794	2	Plate Weld Assembly
8	237294	1	Indicator Lamp Assembly (Includes 1 of Ref. #9 and Ref. 27)
9	46431	1	Ring Terminal
*10	46288	1	Grommet
11	222437	2	Switch, Spout and Feedroll Control
12	167684	1	Toggle Switch, Deflector Control
13	131376	2	Circuit Breaker (Tractor Mounted Breaker Requires 2 of Ref. #18) 1 81746 Machine Screw, Truss Head, #10-24 x 3/4" 2 87977 Machine Screw, Truss Head, #8-32 x 1/2" 1 80707 Plain Washer, 3/16" 2 87812 Lockwasher, #8 3 80684 Lockwasher, #10 2 87653 Hex Nut, #8-32 3 87304 Hex Nut, #10-24
14	102044	1	Toggle Switch
15	133263	4	Seal
16		2	Straight Cable Connector, 3/4" - Purchase Locally
17	572854	1	Wire Assembly (Power Cable)
18	46432	AR	Ring Terminal
19	579196	1	Cable Assembly (Control Box to Wire Harness Assembly) ---Replaces 237297
20	164448	2	Wire Assembly, 7" Long, #10 AWG White (Includes 2 of Ref. #18)
21	237299	4	Wire Assembly, 4 1/2" Long, #10 AWG Black (Includes 2 of Ref. #18)
22	174620	3	Wire Assembly, 6 1/2" Long #12 AWG, Black (Includes 2 of Ref. #18)
23	38027	1	Socket 2 88059 Bolt, Round Head, Short Square Neck, 5/16" x 1" 2 80681 Lockwasher, 5/16" 2 84943 Hex Nut, 5/16"
24	59273	AR	Ring Terminal, 3/8" Stud
	167169	AR	Ring Terminal, 1/2" Stud
**25	266963	3	Handle
26	579216	AR	Connector Repair Kit
27	271431	1	Light Bulb, Red
28	572853	1	Wire Harness (Power Cable)

NOTE: Wiring Assemblies (excluding Wire Harness) are shown for the purpose of reference and identification only and are not available from the Sperry New Holland Service Parts System. For field repairs or replacement we suggest you fabricate using catalog description as a guide.

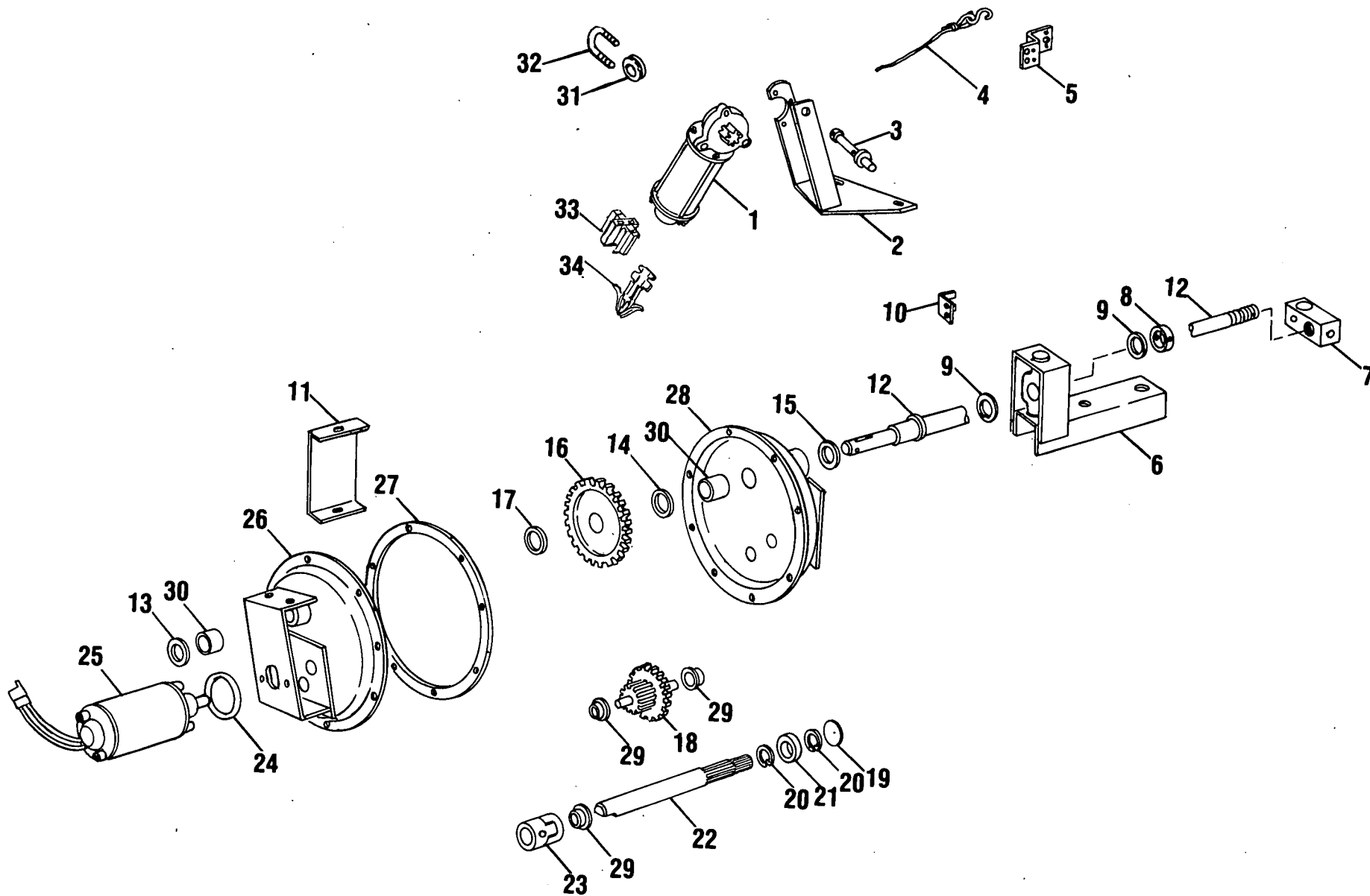
AR - As Required

* Used on old style Control Box.

** Used on new style Control Box.

ELECTRIC CONTROLS
SPOUT AND DEFLECTOR CONTROL GROUP

56



ELECTRIC CONTROLS
SPOUT AND DEFLECTOR CONTROLS GROUP

Ref. No.	Part No.	No. Used	Description
1	576242	1	Motor Assembly ---Replaces 165523, 289784 3 88573 Cap Screw, Hex Head, 1/4" x 3/4" 3 80702 Plain Washer, 1/4" 3 80682 Lockwasher, 1/4"
2	254643	1	Bracket Weld Assembly
3	222785	1	Spool Weld Assembly 2 88967 Set Screw, Hex Socket, 1/4" x 1/2", Cone Point 2 87305 Hex Jam Nut, 1/4"
4	238657	1	Deflector Rope Assembly (Includes the following) 1 27084 Pig Ring 1 115680 Anchor Hook
5	136678	2	Bracket (Used only with Spout Extension) 2 88206 Cap Screw, Hex Head, 3/8" x 1" 2 80702 Plain Washer, 3/8" 2 80680 Lockwasher, 3/8" 2 84944 Hex Nut, 3/8"
6	577675	1	Bracket Weld Assembly ---Replaces 136707 1 87415 Grease Fitting, 1/4"-28, 90°, Self-Tapping
7	136684	1	Nut 2 87414 Grease Fitting, 1/4"-28, Straight, Self-Tapping
8	36993	1	Drag Link Collar 1 84064 Groove Pin, 1/4" x 1 3/4", Type "A"
9	33261	2	Back-up Washer
10	237219	1	Angle 2 88859 Cap Screw, Hex Head, 5/16" x 5/8" 2 80681 Lockwasher, 5/16"
11	237548	1	Shield 2 87667 Screw, Self-Tapping, Hex Head, 1/4" x 1/2" 2 80701 Plain Washer, 1/4" 2 80682 Lockwasher, 1/4"
12	237217	1	Screw, Weld Assembly, Spout Gearbox 1 88221 Groove Pin, 1/4" x 1", Type "E" 1 87397 Cotter Pin, 3/16" x 1"
13	87381	AR	Plain Washer, 3/4"
14	45960	1	Washer, Special
15	26260	AR	Washer, Special
16	224894	1	Gear, 72 Tooth 2 80810 Woodruff Key, 3/16" x 3/4", #9
17	29534	1	Washer, Special
18	238943	1	Gear Assembly
19	229101	1	Expansion Plug
20	49894	2	Snap Ring
21	228662	1	Ball Bearing
22	228519	1	Gear Shaft, 10 Tooth
23	228661	1	Flexible Coupling 2 87836 Set Screw, Hex Socket, 1/4" x 5/8", Cup Point 2 87305 Hex Jam Nut, 1/4"
24	241104	1	"O" Ring
25	224895	1	Motor Assembly
26	577767	1	Shield Weld Assembly (Includes 2 of Ref. #29 and 1 of Ref. #30)
27	225183	AR	Shim, 1/32" Thick
28	225180	1	Shield Weld Assembly (Includes 1 each of Refs. 29 and 30) 8 88165 Cap Screw, Hex Head, 1/4" x 5/8" 8 80682 Lockwasher, 1/4" 8 84942 Hex Nut, 1/4"
29	133246	3	Bushing
30	66812	2	Bushing

AR - As Required

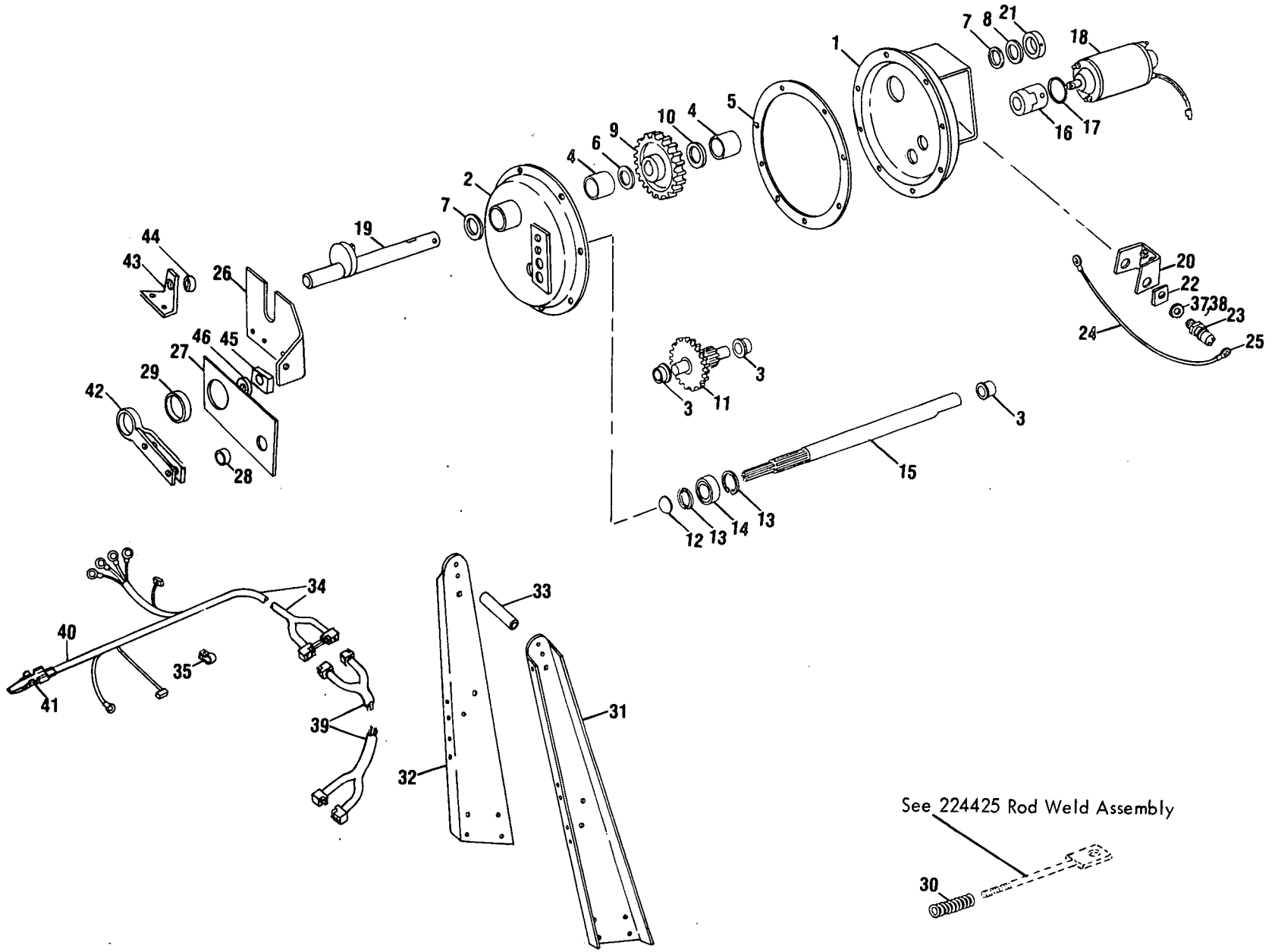
CONTINUE

ELECTRIC CONTROLS
SPOUT AND DEFLECTOR CONTROLS GROUP (CONTINUED)

Ref. No.	Part No.	No. Used	Description
31	28110	1	Rope Guide (Used only with Spout Extension)
32	28114	1	U-Bolt
			2 80684 Lockwasher, 3/16"
			2 87304 Hex Nut, 3/16"
33	289783	1	Electrical Connector
34	575943	2	Electrical Connector

NOTES

ELECTRIC CONTROLS
REVERSING GEARBOX CONTROLS AND WIRING HARNESS GROUP



See 224425 Rod Weld Assembly

ELECTRIC CONTROLS
REVERSING GEARBOX CONTROLS AND WIRING HARNESS GROUP

Ref. No.	Part No.	No. Used	Description
1	°577767	1	Shield Weld Assembly (Includes 2 of Ref. #3 and 1 of Ref. #4)
2	225180	1	Shield Weld Assembly (Includes 1 each of Refs. 3 and 4) 8 88165 Cap Screw, Hex Head, 1/4" x 5/8" 8 80682 Lockwasher, 1/4" 8 84942 Hex Nut, 1/4"
3	133246	3	Bushing
4	66812	2	Bushing
5	225183	AR	Shim 1/32" Thick
6	45960	1	Washer, Special
7	11438	AR	Washer, Special
8	26260	AR	Washer, Special
9	224894	1	Gear, 72 Tooth 1 80810 Woodruff Key, 3/16" x 3/4", #9
10	29534	1	Washer, Special
11	238943	1	Gear Assembly
12	229101	1	Expansion Plug
13	49894	2	Snap Ring
14	228662	1	Ball Bearing
15	228519	1	Gear Shaft, 10 Tooth
16	228661	1	Flexible Coupling 2 87836 Set Screw, Hex Socket, 1/4" x 5/8" Cup Point 2 87305 Hex Jam Nut, 1/4"
17	241104	1	"O" Ring
18	224895	1	Motor Assembly
19	*252322	1	Cam Shaft Weld Assembly
	**708827	1	Cam Shaft Weld Assembly 1 87973 Groove Pin, 1/4" x 1 1/4", Type "F"
20	°576717	1	Bracket Weld Assembly ---Replaces 252321 2 88859 Cap Screw, Hex Head, 5/16" x 5/8" 2 80681 Lockwasher, 5/16"
21	°576716	1	Hub ---Replaces 252320
22	°163704	2	Jam Nut
23	°237296	2	Limit Switch
24	254139	1	Wire Assembly, 8" Long, #10 AWG, Black (Includes 2 of Ref. #25)
25	46432	2	Ring Terminal
26	*242321	1	Bracket Weld Assembly
	**704410	1	Support Weld Assembly w/Bushing Ref. No. 44 3 88859 Cap Screw, Hex Head, 5/16" x 5/8" 1 88011 Cap Screw, Hex Head, 3/8" x 1 1/4" 3 80681 Lockwasher, 5/16" 1 80680 Lockwasher, 3/8" 1 84944 Hex Nut, 3/8"
27	*242324	1	Link Assembly (Includes Refs. 28 and 29)
28	*141492	1	Bushing
29	128407	1	Bushing
30	254073	1	Compression Spring
31	253582	1	Bracket, Right Hand ---Replaces 249160
32	253583	1	Bracket, Left Hand ---Replaces 249159
33	144174	1	Pipe 1 88576 Cap Screw, Hex Head, 1/2" x 5 1/2" 1 80679 Lockwasher, 1/2" 1 84946 Hex Nut, 1/2"
34	579195	1	Wire Harness Assembly ---Replaces 228160, 285679

AR - As Required

°NOTE: These items are also components of 204513 Automatic Neutral Kits used on and below Serial No. 267738

* Used on machines without 890A Auger Base

** Used on machines with 890A Auger Base

CONTINUE

ELECTRIC CONTROLS
REVERSING GEARBOX CONTROLS AND WIRING HARNESS GROUP (CONTINUED)

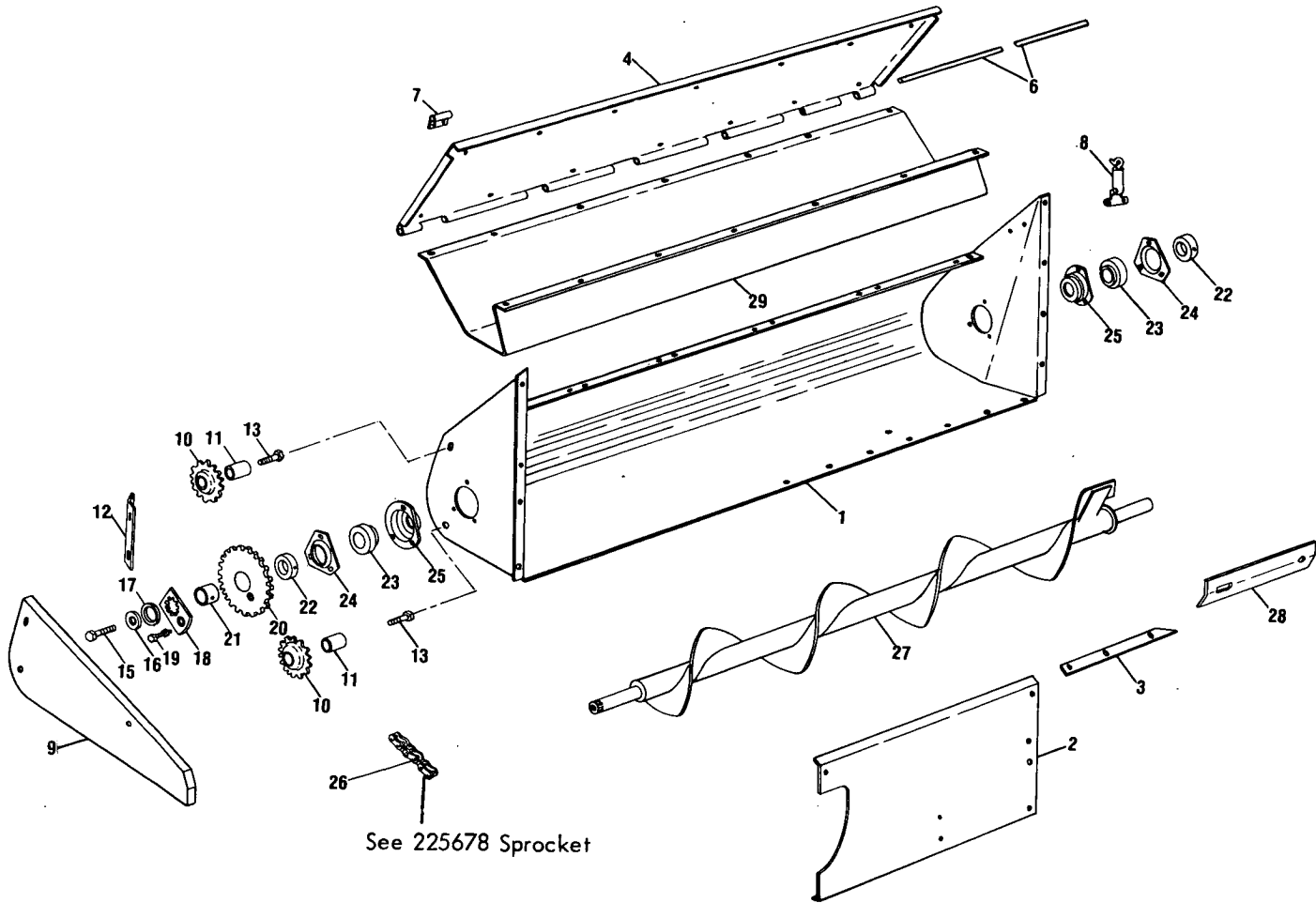
Ref. No.	Part No.	No. Used	Description
35	239859	8	Clamp, 3/4" Dia.
	237980	5	Clamp, 7/16" Dia.
	AR 88573		Cap Screw, Hex Head, 1/4" x 3/4"
	AR 87872		Cap Screw, Hex Head, 5/16" x 3/4"
	AR 87361		Plain Washer, 1/4"
	AR 80682		Lockwasher, 1/4"
	AR 80681		Lockwasher, 5/16"
	AR 84942		Hex Nut, 1/4"
	AR 84943		Hex Nut, 5/16"
37	°249100	2	Washer, Special
38	°195903	2	Shim, .025
39	579216	AR	Connector Repair Kit
40	289783	1	Connector Body
41	575943	2	Terminal
42	**704407	1	Support Weld Assembly w/Bushing Ref. No. 29
43	**704411	1	Bracket w/Bushing Ref. No. 44
44	**572213	2	Bushing
45	** 47929	1	Spacer
46	** 87016	4	Plain Washer, 5/16"

AR - As Required

°NOTE: These items are also components of 204513 Automatic Neutral Kits used on and below Serial No. 267738

** Used on machines with 890A Auger Base

AUGER, AUGER SHIELDING AND DRIVE GROUP



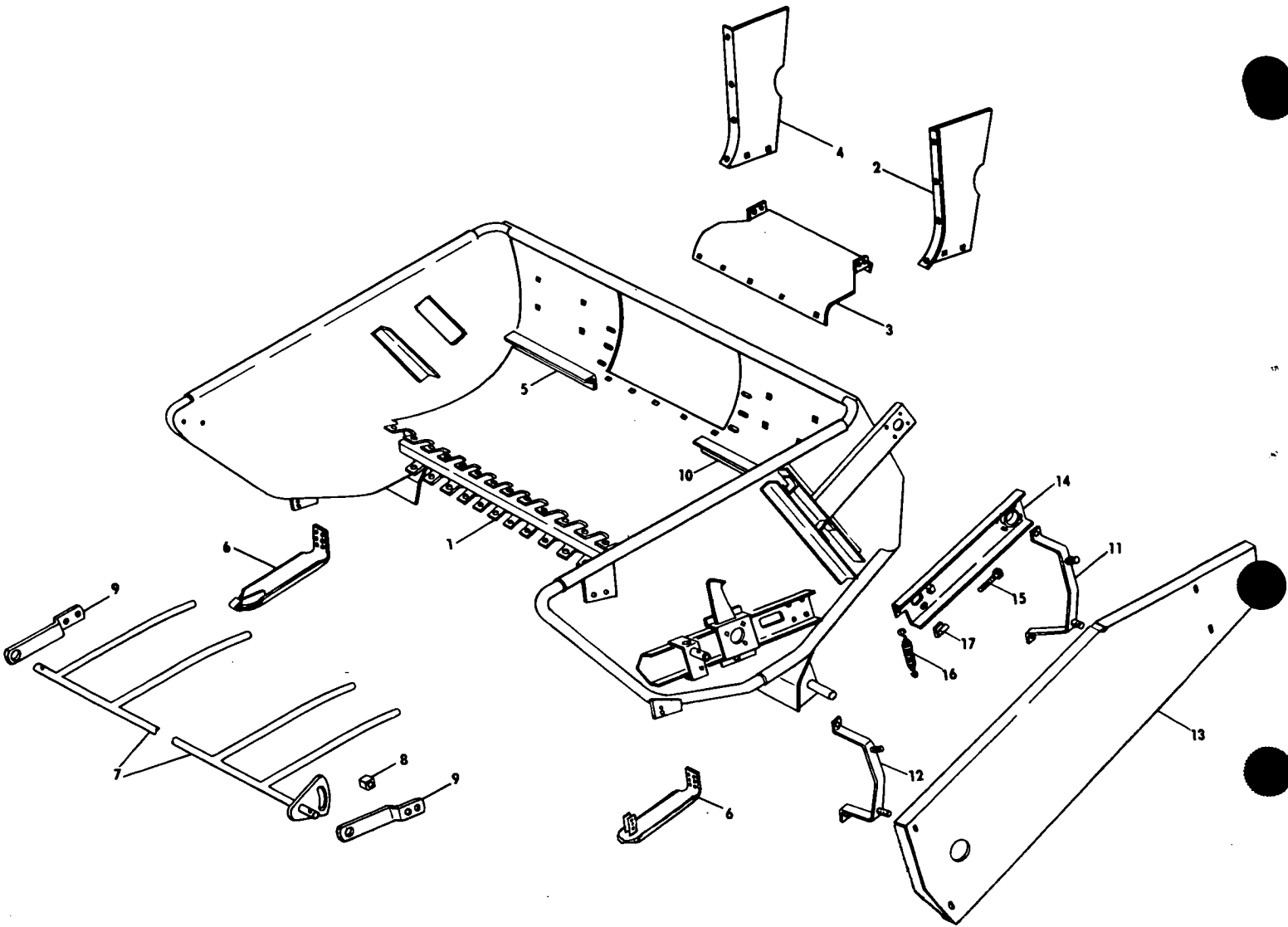
Ref. No.	Part No.	No. Used	Description
1	225481	1	Auger Housing Weld Assembly 5 88434 Cap Screw, Hex Head, 3/8" x 3/4" Grade 5 12 87872 Cap Screw, Hex Head, 5/16" x 3/4" Grade 5 12 80664 Plain Washer, 5/16" 5 80680 Lockwasher, 3/8" 12 80681 Lockwasher, 5/16" 5 84944 Hex Nut, 3/8" 12 84943 Hex Nut, 5/16"
2	265351	1	Front Sheet ---Replaces 225488 6 87872 Cap Screw, Hex Head, 5/16" x 3/4", Grade 5 4 88434 Cap Screw, Hex Head, 3/8" x 3/4" Grade 5 2 87686 Bolt, Round Head, Short Square Neck, 3/8" x 1" 2 87016 Plain Washer, 3/8" 6 80680 Lockwasher, 3/8" 6 80681 Lockwasher, 5/16" 6 84944 Hex Nut, 3/8" 6 84943 Hex Nut, 5/16"

AUGER, AUGER SHIELDING AND DRIVE GROUP (CONTINUED)

Ref. No.	Part No.	No. Used	Description
3	215221	1	Strip 3 87639 Bolt, Round Head, Short Square Neck, 5/16" x 3/4" 3 80664 Plain Washer, 5/16" 3 80681 Lockwasher, 5/16" 3 84943 Hex Nut, 5/16"
4	225482	1	Cover
6	225478	1	Rod
7	183584	6	Hinge 12 87872 Cap Screw, Hex Head, 5/16" x 3/4", Grade 5 12 87362 Plain Washer, 5/16" 12 80681 Lockwasher, 5/16" 12 84943 Hex Nut, 5/16"
8	58943	1	Fastener 2 84821 Machine Screw, Truss Head, #10 x 1/2" 2 80684 Lockwasher, #10 2 87304 Hex Nut, #10
9	714553	1	Shield Weld Assembly ---Replaces 225695 1 88434 Cap Screw, Hex Head, 3/8" x 3/4", Grade 5 1 80680 Lockwasher, 3/8"
10	103244	2	Idler Sprocket, 17 Tooth
11	141325	2	Hub
12	225696	1	Brace
13	87500	2	Cap Screw, Hex Head, 5/8" x 4 1/2", Grade 5 3 87365 Plain Washer, 5/8" 1 80299 Plain Washer, 5/8" 2 84971 Hex Nut, 5/8"
15	87670	1	Cap Screw, Hex Head, 1/2" x 1 1/4", Grade 5 1 80679 Lockwasher, 1/2"
16	25939	1	Special Washer
17	164995	1	Special Washer
18	215442	1	Hub and Sleeve Weld Assembly
19	46520	1	Shear Bolt and Nut
20	225679	1	Sprocket Weld Assembly w/Bushing Ref. #21 1 87414 Grease Fitting, 1/4"-28, Straight, Self-Tapping
21	122956	1	Bushing
22	38767	2	Collar
23	38766	2	Ball Bearing
24	43048	2	Flange
25	245743	2	Shield and Bearing Support 6 88434 Cap Screw, Hex Head, 3/8" x 3/4", Grade 5 6 80680 Lockwasher, 3/8" 6 84944 Hex Nut, 3/8"
26	174980	1	Drive Chain Assembly, RC 50, 122 Pitches ---Replaces 226216 AR 25805 Roller Link, RC 50 AR 42472 Connecting Link, RC 50 AR 25816 Offset Link, RC 50
27	225344	1	Auger Weld Assembly
28	243101	1	Angle
29	202610	1	Baffle -- Optional 6 87255 Machine Screw, Truss Head, 5/16" x 5/8" 6 80681 Lockwasher, 5/16" 6 84943 Hex Nut, 5/16"

AR - As Required

MODEL 880W PICK-UP
MAIN FRAME GROUP



Ref. No.	Part No.	No. Used	Description
1	709409	1	Main Frame Weld Assembly ---Replaces 136550, 286311
2	136544	1	1 87415 Grease Fitting, 1/4"-28, 90°, Self-Tapping Crop Guide, Left Hand
			2 88682 Carriage Bolt, 3/8" x 1", Grade 5
			2 84826 Carriage Bolt, 5/16" x 3/4"
			2 84867 Carriage Bolt, 3/8" x 3/4"
			4 80702 Plain Washer, 3/8"
			4 80680 Lockwasher, 3/8"
			2 80681 Lockwasher, 5/16"
			4 84944 Hex Nut, 3/8"
			2 84943 Hex Nut, 5/16"
3	136543	1	Sheet
			5 84826 Carriage Bolt, 5/16" x 3/4"
			5 80681 Lockwasher, 5/16"
			5 84943 Hex Nut, 5/16"

CONTINUE

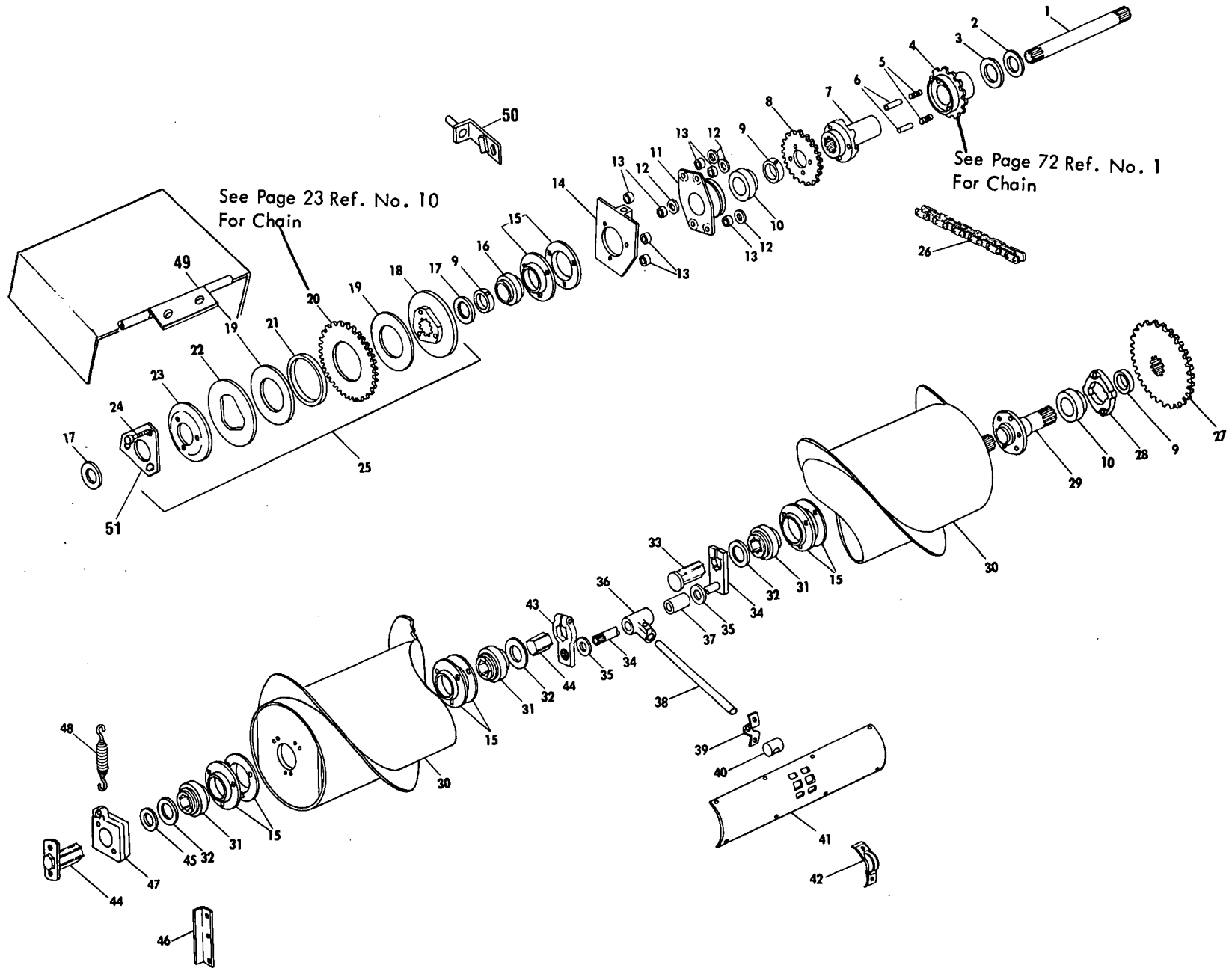
MODEL 880W PICK-UP
MAIN FRAME GROUP

Ref. No.	Part No.	No. Used	Description
4	136545	1	Crop Guide, Right Hand 4 84867 Carriage Bolt, 3/8" x 3/4" 2 84826 Carriage Bolt, 5/16" x 3/4" 4 80702 Plain Washer, 3/8" 4 80680 Lockwasher, 3/8" 2 80681 Lockwasher, 5/16" 4 84944 Hex Nut, 3/8" 2 84943 Hex Nut, 5/16"
5	136549	1	Stripper 3 84867 Carriage Bolt, 3/8" x 3/4" 3 80680 Lockwasher, 3/8" 3 84944 Hex Nut, 3/8"
6	176372	2	Shoe Weld Assembly ---Replaces 136532 4 88206 Cap Screw, Hex Head, 3/8" x 1" 2 87972 Cap Screw, Hex Head, 1/2" x 2 1/2" 4 80680 Lockwasher, 3/8" 2 80679 Lockwasher, 1/2" 4 84944 Hex Nut, 3/8" 2 84946 Hex Nut, 1/2"
7	136533	1	Windguard Weld Assembly 2 80734 Cotter Pin, 1/4" x 1 3/4"
8	44612	2	Spacer 2 88011 Cap Screw, Hex Head, 3/8" x 1 1/4" 2 80680 Lockwasher, 3/8" 2 84944 Hex Nut, 3/8"
9	37744	2	Windguard Bracket 4 88206 Cap Screw, Hex Head, 3/8" x 1" 4 80680 Lockwasher, 3/8" 4 84944 Hex Nut, 3/8"
10	136537	1	Stripper 1 84867 Carriage Bolt, 3/8" x 3/4" 1 80680 Lockwasher, 3/8" 1 84944 Hex Nut, 3/8"
11	*136522	1	Bracket Assembly
	**707758	1	Bracket Weld Assembly 2 84867 Carriage Bolt, 3/8" x 3/4" 2 80702 Plain Washer, 3/8" 2 80680 Lockwasher, 3/8" 2 84944 Hex Nut, 3/8"
12	*197339	1	Bracket Assembly ---Replaces 136523
	**707756	1	Bracket Assembly 2 84867 Carriage Bolt, 3/8" x 3/4" 2 80702 Plain Washer, 3/8" 2 80680 Lockwasher, 3/8" 2 84944 Hex Nut, 3/8"
13	*251993	1	Chain Shield Weld Assembly ---Replaces 136552
	**707760	1	Chain Shield Weld Assembly 4 80702 Plain Washer, 3/8" 4 80840 Wing Nut, 3/8"
14	255219	1	Channel Weld Assembly ---Replaces 136536 1 87414 Grease Fitting, 1/4"-28, Straight, Self-Tapping
15	66959	1	Hex Head Tap Bolt 1 84944 Hex Nut, 3/8"
16	136524	1	Extension Spring
17	216328	2	Bumper ---Replaces 138140

* Used on and below Serial No. 304043

** Used on and above Serial No. 304044

MODEL 880W PICK-UP
 AUGER AND AUGER DRIVE GROUP



MODEL 880W PICK-UP
AUGER AND DRIVE GROUP

Ref. No.	Part No.	No. Used	Description
1	136556	1	Shaft
		2	80736 Cotter Pin, 3/16" x 1 3/4"
2	00675	AR	Space Washer, 2 1/4" O.D. x 1 17/64" I.D. x 16 Gauge Thick
3	26096	AR	Space Washer, 2 1/2" O.D. x 1 9/32" I.D. x 3/16" Thick
4	136530	1	Clutch Hub
		1	87414 Grease Fitting, 1/4"-28, Straight, Self-Tapping
5	29840	2	Clutch Spring
6	29860	2	Clutch Pin
7	136529	1	Clutch Plate
8	136540	1	Sprocket, 18 Tooth
		4	88011 Cap Screw, Hex Head, 3/8" x 1 1/4", Grade 5
		4	80680 Lockwasher, 3/8"
9	38767	3	Locking Collar w/Set Screw
		3	80429 Set Screw, Hex Socket, 5/16" x 5/16", Cup Point
10	38766	2	Bearing
11	136528	1	Bearing Housing
		1	87702 Machine Screw, Flat Head, 3/8" x 1"
		3	88044 Cap Screw, Hex Head, 3/8" x 1 1/2", Grade 5
		4	80680 Lockwasher, 3/8"
		4	84944 Hex Nut, 3/8"
12	29962	3	Washer, 13/32" I.D. x 1 1/8" O.D. x 1/8" Thick
13	28384	6	Spacer
14	136548	1	Plate
		1	87814 Tap Bolt, Hex Head, 3/8" x 2"
		1	84944 Hex Nut, 3/8"
15	182937	8	Flangette
		9	88206 Cap Screw, Hex Head, 3/8" x 1"
		2	88632 Carriage Bolt, 3/8" x 1 1/2"
		1	87527 Carriage Bolt, 3/8" x 1 3/4"
		3	80702 Plain Washer, 3/8"
		12	80680 Lockwasher, 3/8"
		3	84944 Hex Nut, 3/8"
16	76836	1	Bearing
17	48360	AR	Washer, 1 9/16" O.D. x 1 1/4" I.D. x .060" Thick
18	136617	1	Clutch Hub
19	127434	2	Friction Disc
20	*136618	1	Sprocket and Bushing, 28 Tooth
	**245129	1	Sprocket and Bushing, 34 Tooth
21	49686	1	Bushing
22	49683	1	Clutch Plate
23	121092	2	Spring Washer
24	88616	3	Tap Bolt, Hex Head, 3/8" x 1 1/2", Grade 5
25	*136539	1	Slip Clutch Assembly (does not include Ref. No. 51)
	**262875	1	Slip Clutch Assembly (does not include Ref. No. 51)
26	136553	1	Roller Chain Assembly, #RC 60, 70 Pitches
		AR	25808 Roller Link
		AR	25812 Connecting Link
		AR	25817 Offset Link
27	136546	1	Sprocket Weld Assembly
		1	88546 Cap Screw, Hex Head, 3/8" x 2 1/4"
		1	84040 Hex Locknut, 3/8"
28	136527	1	Bearing Housing
		2	88783 Carriage Bolt, 1/2" x 1 1/2"
		2	80679 Lockwasher, 1/2"
		2	84946 Hex Nut, 1/2"

AR - As Required

* Used on and below Serial No. 211578

** Used on and above Serial No. 211579

CONTINUE

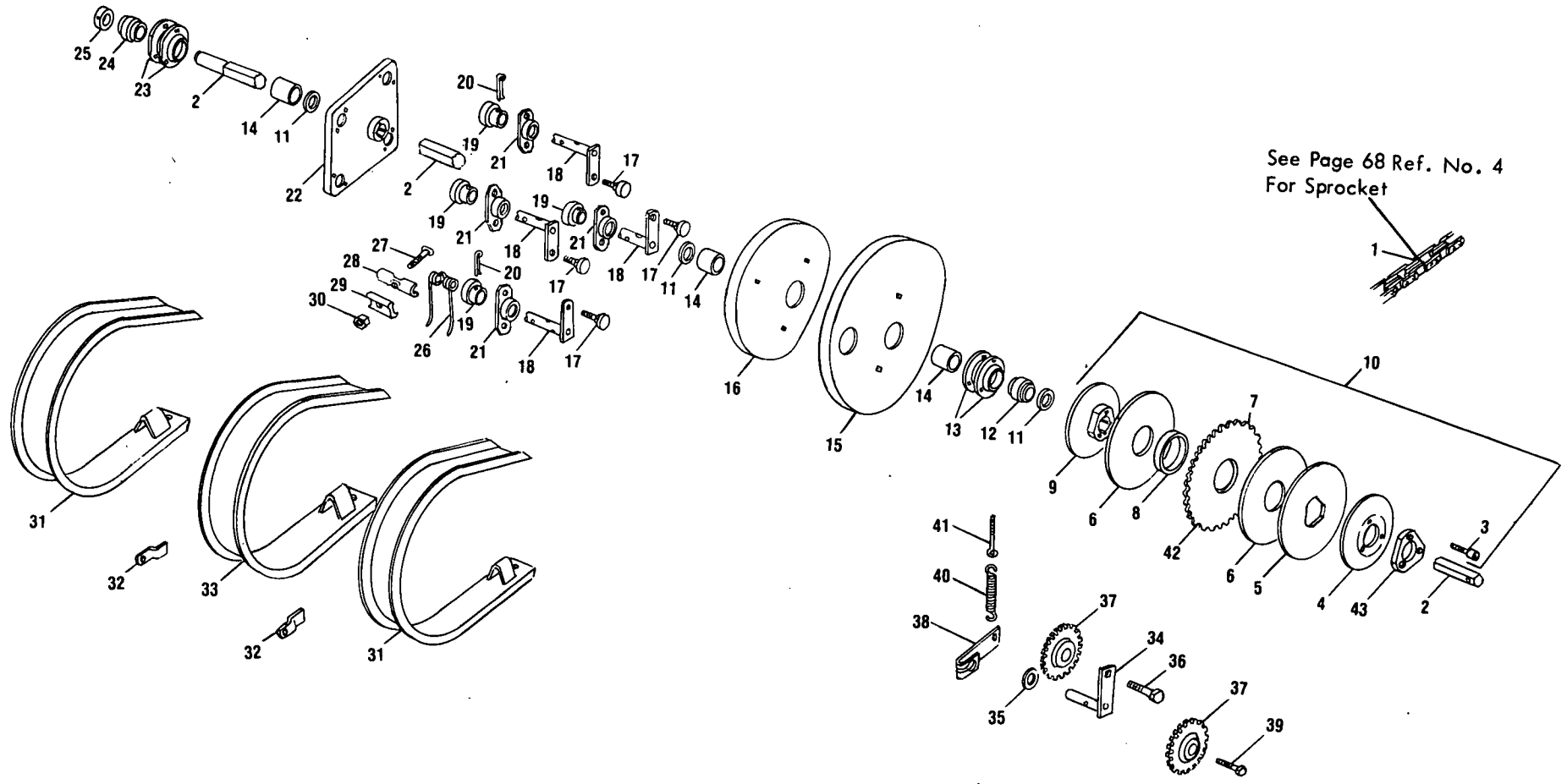
MODEL 880W PICK-UP
AUGER AND DRIVE GROUP (CONTINUED)

Ref. No.	Part No.	No. Used	Description
29	136559	1	Shaft Weld Assembly 6 87689 Cap Screw, Hex Head, 1/2" x 1 1/2" 6 80679 Lockwasher, 1/2"
30	709048	1	Auger Weld Assembly w/Shaft Ref. #29 ---Replaces 136541
31	135241	3	Bearing, Hex Bore
32	32364	3	Spacer
33	136538	1	Shaft Weld Assembly
34	136534	1	Shaft Weld Assembly 1 88546 Cap Screw, Hex Head, 3/8" x 2 1/4", Grade 5 1 80680 Lockwasher, 3/8" 1 84944 Hex Nut, 3/8"
35	25523	AR	Space Washer, 29/32" I.D. x 1 1/2" O.D. x 16 Gauge Thick
36	259644	8	Finger Holder w/Bushing 8 88971 Set Screw, Square Head, 5/16" x 1", Cup Point 8 84968 Hex Jam Nut, 5/16"
37	245221	8	Bushing
38	136531	8	Finger
39	*128467	8	Strap
40	*128460	8	Bearing Block
41	*128446	1	Cover Weld Assembly
	**702259	1	Cover Weld Assembly 8 87872 Cap Screw, Hex Head, 5/16" x 3/4" 8 88592 Retainer Nut, 5/16"
42	*136142	8	Strap
	**265588	8	Finger Guide 16 87872 Cap Screw, Hex Head, 5/16" x 3/4" 16 *88592 Retainer Nut, 5/16" 16 **87392 Hex Locknut, 5/16"
43	136535	1	Block 1 88428 Cap Screw, Hex Head, 3/8" x 1 3/4", Grade 5 1 88546 Cap Screw, Hex Head, 3/8" x 2 1/4", Grade 5 2 80680 Lockwasher, 3/8" 2 84944 Hex Nut, 3/8"
44	136547	1	Shaft Weld Assembly 1 87402 Cotter Pin, 1/4" x 1 1/4" 2 88206 Cap Screw, Hex Head, 3/8" x 1" 2 80680 Lockwasher, 3/8"
45	26558	AR	Washer, 1 5/32" I.D. x 1 3/4" O.D. x 16 Gauge Thick
46	121096	1	Guide 3 87639 Bolt, Round Head, Short Square Neck, 5/16" x 3/4" 3 80681 Lockwasher, 5/16" 3 84943 Hex Nut, 5/16"
47	143787	1	Bearing Block Guide
48	43295	1	Spring
49	**712612	1	Shield Weld Assembly 2 87255 Machine Screw, Truss Head, 5/16" x 5/8" 2 80681 Lockwasher, 5/16" 2 84943 Hex Nut, 5/16"
50	**712963	1	Bracket Weld Assembly 1 80701 Plain Washer, 1/4" 1 84878 Wing Nut, 1/4"
51	707372	1	Bracket

* Used on and below Serial No.304043, unless Auger has been replaced then use above Serial Number Parts.
** Used on and above Serial No.304044

NOTES

MODEL 880W PICK-UP
PICK-UP AND PICK-UP DRIVE GROUP



MODEL 880W PICK-UP
PICK-UP AND PICK-UP DRIVE GROUP

Ref. No.	Part No.	No. Used	Description
1	709412	1	Pick-Up Drive Chain #RC2050, 93 Pitches ---Replaces 136551
	25810	AR	Roller Link, #RC2050
	25819	AR	Offset Link #RC2050
	25193	AR	Connecting Link, #RC2050
2	136557	1	Hex Shaft 1 80736 Cotter Pin, 3/16" x 1 3/4"
3	88616	3	Tap Bolt, Hex Head, 3/8" x 1 1/2", Grade 5
4	121092	1	Spring Washer
5	49683	1	Clutch Plate
6	127434	2	Friction Disc
7	136560	1	Sprocket w/Bushing #49686, 24 Tooth
8	49686	1	Bushing
9	121091	1	Clutch Hub
10	136542	1	Slip Clutch Assembly (does not include Ref. No. 43)
11	130357	AR	Washer, 1 25/64" I.D. x 2 3/8" O.D. x 16 Gauge
12	121602	1	Hex Bearing
13	578189	2	Flangette ---Replaces 36403 3 88682 Carriage Bolt, 3/8" x 1" 3 80680 Lockwasher, 3/8" 3 84944 Nut, 3/8"
14	137566	3	Spacer Split
15	136736	1	Cam Outer
16	136735	1	Cam Inner 3 87494 Carriage Bolt, 3/8" x 1 1/4" 2 80702 Plain Washer, 3/8" 3 80680 Lockwasher, 3/8" 3 84944 Nut, 3/8"
17	249062	4	Cam Follower ---Replaces 122697 8 87364 Washer, 1/2" 4 129987 Locknut, 1/2" UNF
18	136554	4	Tooth Pipe Weld Assembly
19	54770	12	Bearing
20	136521	12	Hardened Cotter Pin
21	54695	12	Bearing Carrier 24 84867 Carriage Bolt, 3/8" x 3/4" 24 80680 Lockwasher, 3/8" 24 84944 Nut, 3/8"
22	136525	3	Disc Weld Assembly 6 87616 Set Screw, Square Head, Cup Point, 3/8" x 3/4" 6 84969 Jam Nut, 3/8"
23	182937	2	Flangette 3 88682 Carriage Bolt, 3/8" x 1" 3 80680 Lockwasher, 3/8" 3 84944 Nut, 3/8"
24	45882	1	Bearing
25	45876	1	Locking Collar 1 80429 Set Screw, Hex Socket Headless Cup Point, 5/16" x 5/16"
26	131673	52	Pick-Up Finger
27	130891	52	Pick-Up Finger Bolt
28	134921	52	Pick-Up Tooth Bracket
29	136137	52	Pick-Up Tooth Spacer
30	87382	52	Locknut, 5/16"
31	127361	2	Outside Pick-Up Guard Weld Assembly 8 87346 Self-Tapping Screw, Hex Head, Type "B", 5/16" x 1/2"

AR - As Required

CONTINUE

MODEL 880W PICK-UP
PICK-UP AND PICK-UP DRIVE GROUP (CONTINUED)

Ref. No.	Part No.	No. Used	Description
32	40662	6	Pick-up Guard Bracket 6 88503 Cap Screw, 1/4" x 1/2" 6 80682 Lockwasher, 1/4" 6 84942 Nut, 1/4"
33	*224178 **134526	25 25	Pick-up Guard Inside ---Replaces 134522 Pick-up Guard 100 87346 Self-Tapping Screw, Hex Head, Type "B", 5/16" x 1/2"
34	135787	1	Idler Arm Weld Assembly 1 87415 Grease Fitting, 1/4"-28, 90°, Self-Tapping
35	25523 34069	1 AR	Washer, 29/32" I.D. x 1 1/2" O.D. x .060 Thick Washer, 29/32" I.D. x 1 15/16" O.D. x .036 Thick
36	88083	1	Cap Screw, 1/2" x 2" 1 80679 Lockwasher, 1/2" 1 84946 Nut, 1/2"
37	103244	2	Sprocket Idler, 17 Tooth
38	65939	1	Clamp 1 87588 Bolt, Round Head, Short Square Neck, 3/8" x 2" 1 80702 Plain Washer, 3/8" 1 80680 Lockwasher, 3/8" 1 84944 Nut, 3/8"
39	84607	1	Carriage Bolt, 3/8" x 2 1/2" AR 80299 Plain Washer, 5/8" 1 84057 Lockwasher, 5/8" 1 84947 Nut, 5/8"
40	34490	1	Spring
41	46041	1	Eye Bolt 2 84944 Nut, 3/8"
42	138340	1	Sprocket w/Bushing #49686, 38 Tooth, Optional
43	138393 707372	1 1	Sprocket w/Bushing #49686, 30 Tooth, Optional Bracket

AR - As Required

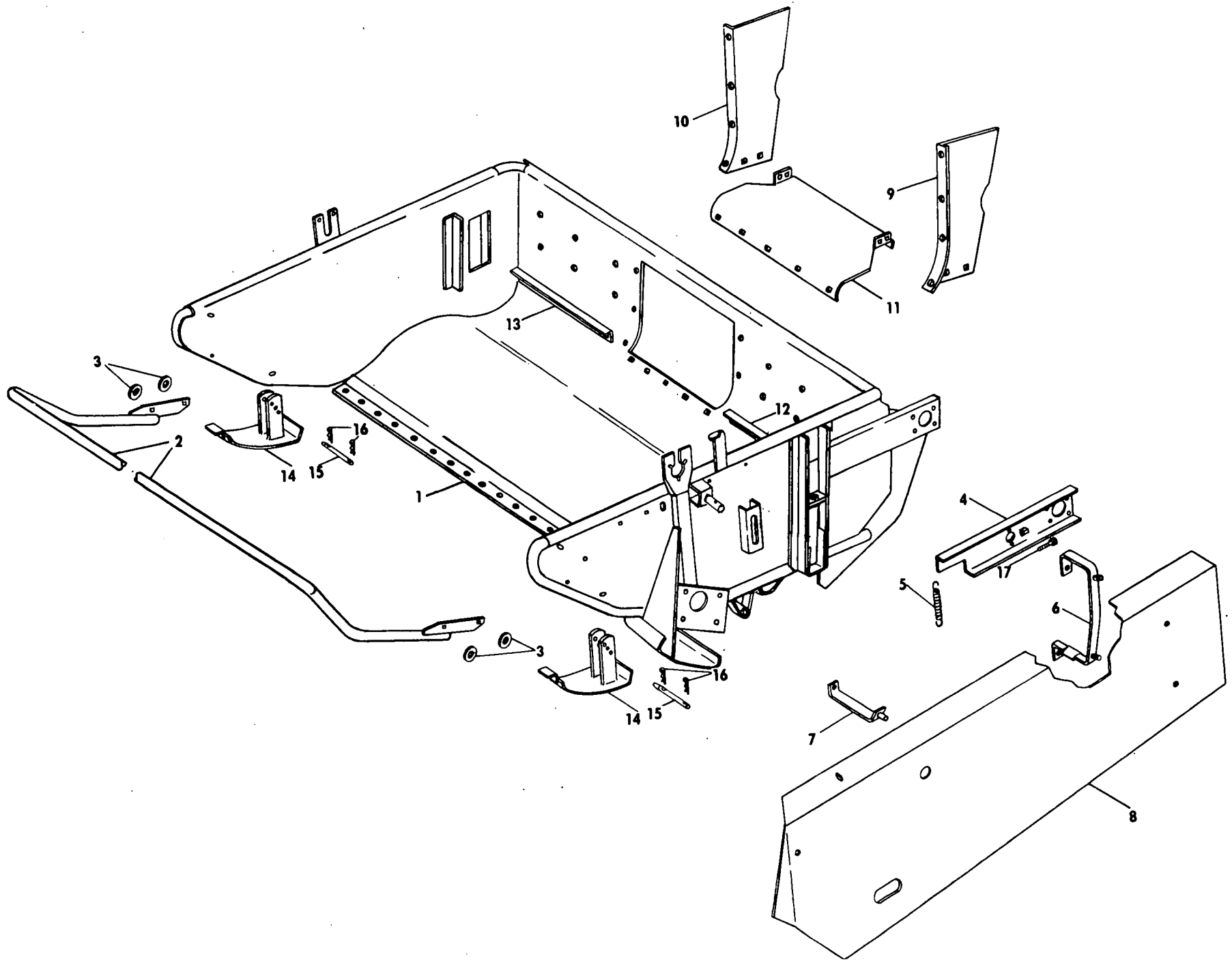
* Used on and below Serial No. 229182

** Used on and above Serial No. 229183

NOTES

MODEL 880S SICKLE BAR
MAIN FRAME GROUP

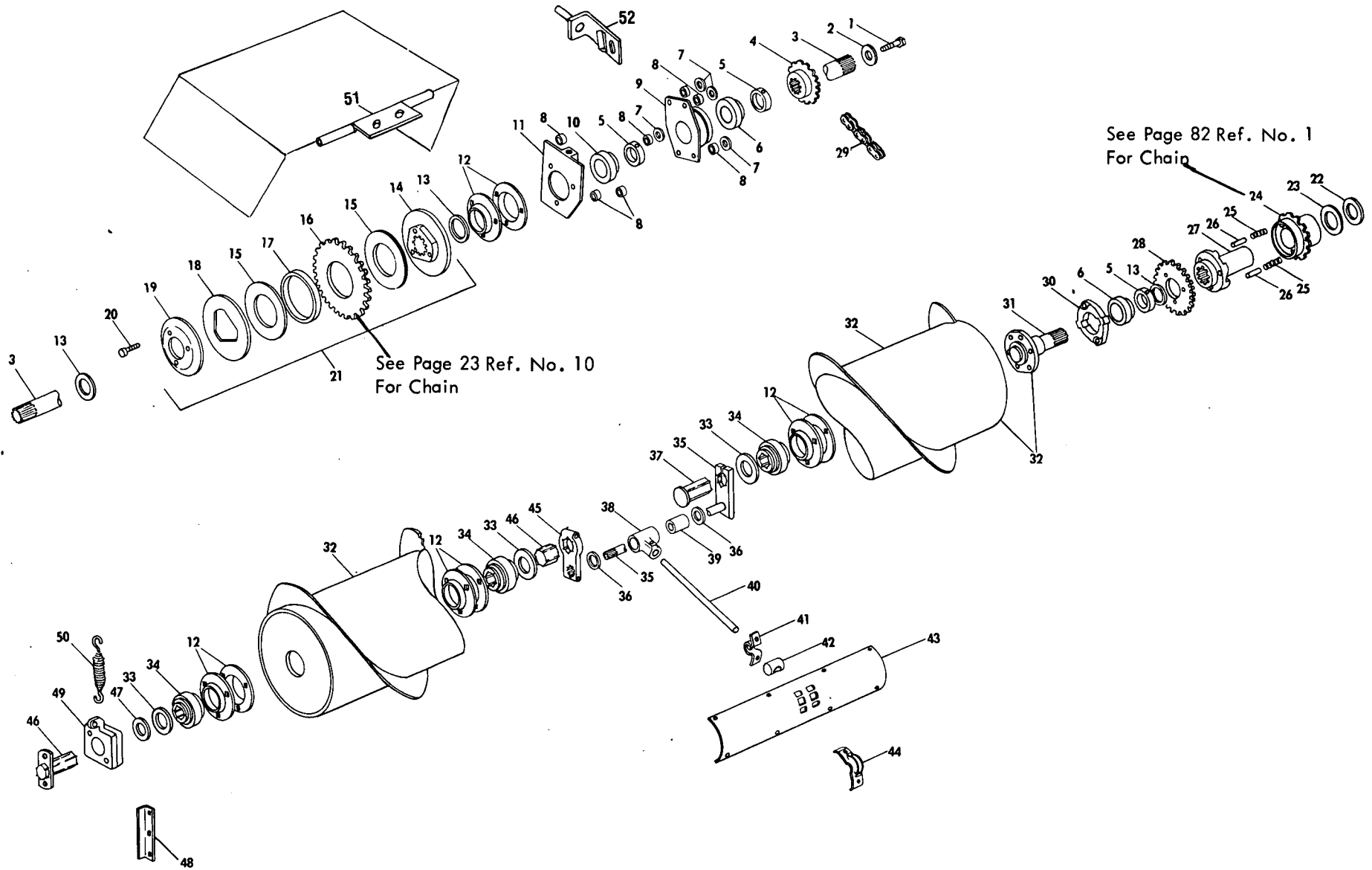
76



MODEL 880S SICKLE BAR
MAIN FRAME GROUP

Ref. No.	Part No.	No. Used	Description
1	138410	1	Main Frame Weld Assembly 1 87415 Grease Fitting, 1/4"-28, 90°, Self-Tapping
2	138398	1	Push Bar Weld Assembly
3	58225	4	Washer, Special 4 87686 Bolt, Round Head, Short Square Neck, 3/8" x 1" 4 80680 Lockwasher, 3/8" 4 84944 Hex Nut, 3/8"
4	255219	1	Channel Weld Assembly 1 87414 Grease Fitting, 1/4"-28, Straight, Self-Tapping
5	136524	1	Spring
6	262645	1	Bracket Weld Assembly 2 84867 Carriage Bolt, 3/8" x 3/4" 2 80680 Lockwasher, 3/8" 2 84944 Hex Nut, 3/8"
7	138339	1	Bracket Weld Assembly 2 88206 Cap Screw, Hex Head, 3/8" x 1" 2 80680 Lockwasher, 3/8"
8	709870	1	Guard Weld Assembly ---Replaces 247927 4 80702 Plain Washer, 3/8" 4 80840 Wing Nut, 3/8"
9	136544	1	Crop Guide, L.H. 2 84826 Carriage Bolt, 5/16" x 3/4" 4 84867 Carriage Bolt, 3/8" x 3/4" 4 80702 Plain Washer, 3/8" 2 80681 Lockwasher, 5/16" 4 80680 Lockwasher, 3/8" 2 84943 Hex Nut, 5/16" 4 84944 Hex Nut, 3/8"
10	136545	1	Crop Guide, R.H. 2 84826 Carriage Bolt, 5/16" x 3/4" 2 84867 Carriage Bolt, 3/8" x 3/4" 2 88481 Carriage Bolt, 3/8" x 1" 4 80702 Plain Washer, 3/8" 2 80681 Lockwasher, 5/16" 4 80680 Lockwasher, 3/8" 2 84943 Hex Nut, 5/16" 4 84944 Hex Nut, 3/8"
11	136543	1	Sheet 5 84826 Carriage Bolt, 5/16" x 3/4" 5 80681 Lockwasher, 5/16" 5 84943 Hex Nut, 5/16"
12	136537	1	Stripper 1 84867 Carriage Bolt, 3/8" x 3/4" 1 80680 Lockwasher, 3/8" 1 84944 Hex Nut, 3/8"
13	136558	1	Stripper 4 84867 Carriage Bolt, 3/8" x 3/4" 4 80680 Lockwasher, 3/8" 4 84944 Hex Nut, 3/8"
14	121663	2	Shoe Weld Assembly
15	121766	2	Pin
16	37851	4	Hairpin Cotter
17	66959	1	Tap Bolt, Hex Head 1 84944 Hex Nut, 3/8"

MODEL 880S SICKLE BAR
AUGER AND AUGER DRIVE GROUP



MODEL 880S SICKLE BAR
AUGER AND DRIVE GROUP

Ref. No.	Part No.	No. Used	Description
1	87909	1	Cap Screw, Hex Head, 1/2" x 1", Grade 5 1 80679 Lockwasher, 1/2"
2	26312	1	Washer, Special
3	138382	1	Shaft 1 80736 Cotter Pin, 3/16" x 1 3/4"
4	136778	1	Sprocket Weld Assembly
5	38767	3	Locking Collar w/Set Screw 3 80429 Set Screw, Hex Socket, 5/16" x 5/16", Cup Point
6	38766	2	Bearing
7	29962	3	Washer, Special
8	28384	6	Spacer
9	136528	1	Bearing Housing 1 87702 Machine Screw, Flat Head, 3/8" x 1" 3 88044 Cap Screw, Hex Head, 3/8" x 1 1/2" 4 80680 Lockwasher, 3/8" 4 84944 Hex Nut, 3/8"
10	76836	1	Bearing
11	136548	1	Plate Weld Assembly 1 87814 Tap Bolt, Hex Head, 3/8" x 2" 1 84944 Hex Nut, 3/8"
12	182937	8	Flangette 9 88206 Cap Screw, Hex Head, 3/8" x 1" 2 88632 Carriage Bolt, 3/8" x 1 1/2" 1 87527 Carriage Bolt, 3/8" x 1 3/4" 3 80702 Plain Washer, 3/8" 12 80680 Lockwasher, 3/8" 3 84944 Hex Nut, 3/8"
13	48360	AR	Washer, Special
14	136617	1	Clutch Hub
15	127434	2	Friction Disc
16	*136618	1	Sprocket and Bushing, 28 Tooth
	**245129	1	Sprocket and Bushing, 34 Tooth
17	49686	1	Bushing
18	49683	1	Clutch Plate
19	121092	2	Spring Washer
20	88616	3	Tap Bolt, Hex Head, 3/8" x 1 1/2", Grade 5
21	*186539	1	Slip Clutch Assembly
	**262875	1	Slip Clutch Assembly
22	00675	AR	Washer, Special
23	26096	1	Washer, Special
24	136530	1	Clutch Hub 1 87414 Grease Fitting, 1/4"-28, Straight, Self-Tapping
25	29840	2	Clutch Spring
26	29860	2	Clutch Pin
27	136529	1	Clutch Plate
28	138368	1	Sprocket, 24 Tooth 4 88011 Cap Screw, Hex Head, 3/8" x 1 1/4", Grade 5 4 80680 Lockwasher, 3/8"
29	164936	1	Roller Chain Assembly, RC 60, 62 Pitches AR 25808 Roller Link AR 25812 Connecting Link AR 25817 Offset Link
30	136527	1	Bearing Housing 2 87544 Bolt, Round Head, Short Square Neck, 1/2" x 1 1/2" 2 80679 Lockwasher, 1/2" 2 84946 Hex Nut, 1/2"

AR - As Required

* Used on and below Serial No. 219511

** Used on and above Serial No. 219512

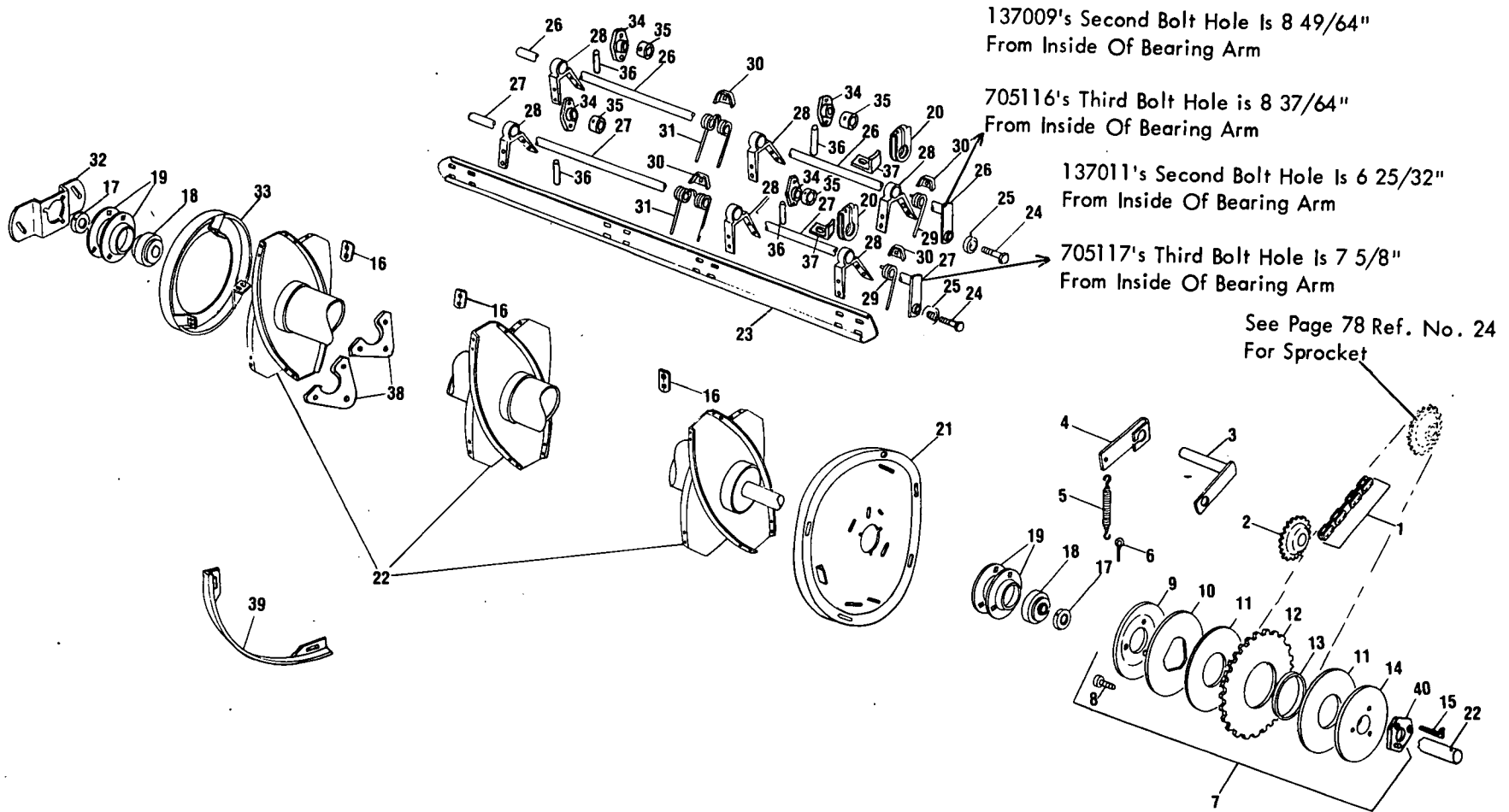
CONTINUE

MODEL 880S SICKLE BAR
AUGER AND DRIVE GROUP (CONTINUED)

Ref. No.	Part No.	No. Used	Description
31	138378	1	Shaft Weld Assembly 1 80736 Cotter Pin, 3/16" x 1 3/4" 6 87689 Cap Screw, Hex Head, 1/2" x 1 1/2" 6 80679 Lockwasher, 1/2"
32	°138401	1	Auger Weld Assembly w/Shaft Ref. #31
	°°709036	1	Auger Weld Assembly w/Shaft Ref. #31
33	32364	3	Spacer
34	135241	3	Bearing, Hex Bore
35	136534	1	Shaft Weld Assembly 1 88546 Cap Screw, Hex Head, 3/8" x 2 1/4", Grade 5 1 84040 Hex Locknut, 3/8"
36	25523	AR	Space Washer
37	136538	1	Shaft Weld Assembly
38	259644	8	Finger Holder w/Bushing Ref. 39 8 88971 Set Screw, Square Head, 5/16" x 1", Cup Point 8 84968 Hex Jam Nut, 5/16"
39	245221	8	Bushing
40	136531	8	Finger
41	°128467	8	Strap
42	°128460	8	Bearing Block
43	°128446	1	Cover Weld Assembly
	°°702259	1	Cover Weld Assembly 8 87872 Cap Screw, Hex Head, 5/16" x 3/4" 8 88592 Retainer Nut, 5/16"
44	°136142	8	Strap
	°°265588	8	Finger Guide 16 87872 Cap Screw, Hex Head, 5/16" x 3/4" 16 °88592 Retainer Nut, 5/16" 16 °°87392 Hex Locknut, 5/16"
45	136535	1	Block 1 88428 Cap Screw, Hex Head, 3/8" x 1 3/4", Grade 5 1 88546 Cap Screw, Hex Head, 3/8" x 2 1/4", Grade 5 1 80680 Lockwasher, 3/8" 1 84944 Hex Nut, 3/8" 1 84040 Hex Locknut, 3/8"
46	138366	1	Shaft Weld Assembly 1 80736 Cotter Pin, 3/16" x 1 3/4" 2 88206 Cap Screw, Hex Head, 3/8" x 1" 2 80680 Lockwasher, 3/8"
47	26558	AR	Washer, Special
48	121689	1	Bearing Guide 2 87872 Cap Screw, Hex Head, 5/16" x 3/4" 2 80681 Lockwasher, 5/16" 2 84943 Hex Nut, 5/16"
49	143787	1	Bearing Block Guide
50	43295	1	Spring
51	°°712612	1	Shield Weld Assembly 2 87346 Screw, Hex Head, Self-Tapping, 5/16" x 1/2" 2 80681 Lockwasher, 5/16"
52	°°712693	1	Bracket Weld Assembly 1 80701 Plain Washer, 1/4" 1 84878 Wing Nut, 1/4"

°Used on and below Serial No. 252868. If Auger has been replaced use above Serial Part Numbers.
°°Used on and above Serial No. 252869

MODEL 880S SICKLE BAR
REEL AND DRIVE GROUP



880S SICKLE BAR
REEL AND DRIVE GROUP

Ref. No.	Part No.	No. Used	Description
1	32878	1	Drive Chain Assembly, RC 2050, 63 Pitches ---Replaces 65018
	25810	AR	Roller Link, RC 2050
	25193	AR	Connector Link, RC 2050
2	103244	1	Sprocket Idler, 17 Tooth
			1 84250 Carriage Bolt, 1/2" x 2"
			AR 81541 Plain Washer, 7/16"
			1 80679 Lockwasher, 1/2"
			1 84946 Nut, 1/2"
3	135787	1	Idler Arm Weld Assembly
			1 87415 Grease Fitting, 1/4"-28, 90°, Self-Tapping
4	65939	1	Clamp
			1 84588 Carriage Bolt, 3/8" x 2"
			1 80702 Plain Washer, 3/8"
			1 80680 Lockwasher, 3/8"
			1 84944 Nut, 3/8"
5	34490	1	Spring
6	46041	1	Eye Bolt
			2 84944 Nut, 3/8"
7	143680	1	Slip Clutch Assembly, 24 Tooth (does not include Ref. No. 40)
8	88616	3	Tap Bolt, 3/8" x 1 1/2", Grade 5
9	121092	1	Spring Washer
10	49683	1	Clutch Plate
11	127434	2	Friction Disc
12	136560	1	Sprocket w/Bushing #49686, 24 Tooth
	138340	1	Sprocket w/Bushing #49686, 38 Tooth
	138393	1	Sprocket w/Bushing #49686, 30 Tooth
13	49686	1	Bushing
14	143679	1	Clutch Hub
15	606162	1	Gib Key
16	137710	12	Reinforcement
			24 87513 Bolt, Round Head, Short Square Neck, 5/16" x 1 1/4"
			24 145458 Hex Locknut, 5/16"
17	47067	2	Collar
18	47066	2	Bearing
19	138820	4	Bearing Flanges
			3 88206 Cap Screw, 3/8" x 1"
			3 88682 Carriage Bolt, 3/8" x 1"
			2 80702 Plain Washer, 3/8"
			6 80680 Lockwasher, 3/8"
			5 84944 Nut, 3/8"
20	135874	4	Clamp
			4 88346 Cap Screw, 5/16" x 2 1/2"
			4 87362 Plain Washer, 5/16"
			4 80681 Lockwasher, 5/16"
			4 84943 Hex Nut, 5/16"
21	252653	1	Cam Track Weld Assembly ---Replaces 189494
			3 88018 Round Head, Short Square Neck Bolt, 1/2" x 1"
			2 87596 Round Head, Short Square Neck Bolt, 3/8" x 3/4"
			1 87362 Cap Screw, 1/2" x 3/4"
			3 80700 Plain Washer, 1/2"
			2 80702 Plain Washer, 3/8"
			3 80679 Lockwasher, 1/2"
			2 80680 Lockwasher, 3/8"
			3 84946 Nut, 1/2"
			2 84944 Nut, 3/8"

AR - As Required

CONTINUE

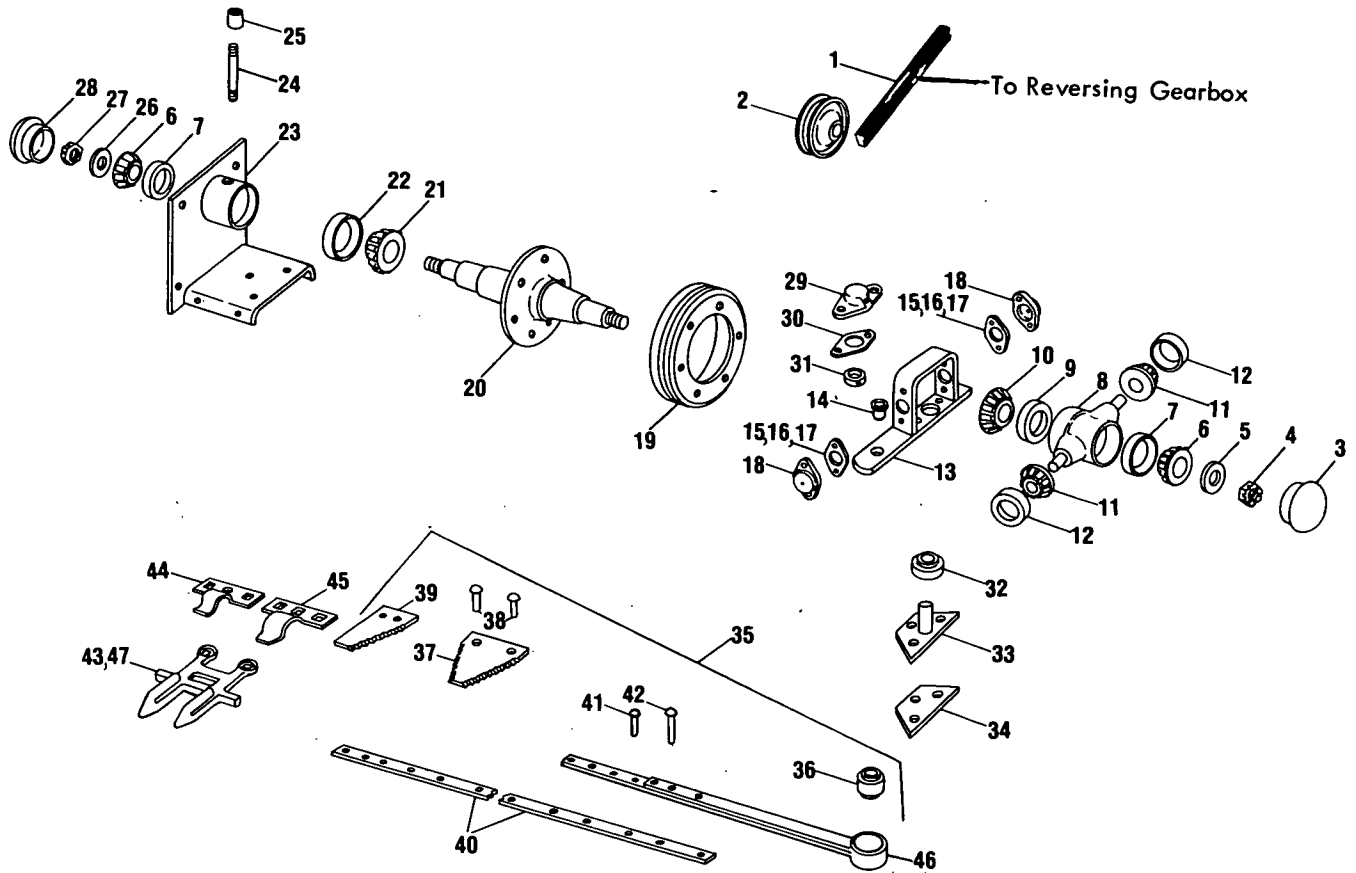
880S SICKLE BAR
REEL AND DRIVE GROUP (CONTINUED)

Ref. No.	Part No.	No. Used	Description
22	*189608	1	Reel Weld Assembly
	**709130	1	Reel Weld Assembly
23	*226581	4	Bat ---Replaces 137019
	**705113	4	Bat
24	121831	4	Special Bolt
			4 84057 Lockwasher, 5/8"
			4 87262 Nut, 5/8" (N.F.)
25	165484	4	Roller
26	*137009	2	Tine Bar Weld Assembly
	**705116	2	Tine Bar Weld Assembly
27	*137011	2	Tine Bar Weld Assembly
	**705117	2	Tine Bar Weld Assembly
28	*135900	12	Bearing
			12 87415 Grease Fitting, 1/4"-28, 90°, Self-Tapping
			24 88543 Cap Screw, 5/16" x 1"
			8 87362 Plain Washer, 5/16"
			24 84943 Nut, 5/16"
			24 80681 Lockwasher, 5/16"
29	127820	4	Reel Tine, Left
30	76518	40	Tine Clip
			40 88245 Carriage Bolt, 5/16" x 2"
			40 84943 Nut, 5/16"
31	76517	36	Reel Tine
32	121826	1	Bearing Support
			4 87545 Carriage Bolt, 1/2" x 1"
			4 80679 Lockwasher, 1/2"
			4 84946 Nut, 1/2"
33	*238706	1	Ring Weld Assembly ---Replaces 144296
34	**575246	12	Bearing Housing
35	**286078	12	Bushing
36	**579116	12	Pin
37	**264871	4	Clip
			4 88544 Cap Screw, Hex Head, 5/16" x 2"
			4 80664 Plain Washer, 5/16"
			4 87382 Hex Locknut, 5/16"
38	**289416	4	Guide
			12 145913 Bolt, Special
			12 80681 Lockwasher, 5/16"
			12 145458 Hex Locknut, 5/16"
39	**704540	1	Guard
			2 88489 Carriage Bolt, 5/16" x 1"
			2 80664 Plain Washer, 5/16"
			2 80681 Lockwasher, 5/16"
			2 84943 Hex Nut, 5/16"
40	707372	1	Bracket

* Used on and below Serial No. 252868

** Used on and above Serial No. 252869

MODEL 880S SICKLE BAR
WOBBLE DRIVE AND KNIFE GROUP



Ref. No.	Part No.	No. Used	Description
1	63804	1	"V" Belt
2	127645	1	Idler Pulley
			1 88026 Bolt, Round Head, Short Square Neck, 1/2" x 2 1/2"
			AR 80700 Plain Washer, 1/2"
			1 80679 Lockwasher, 1/2"
			1 84946 Hex Nut, 1/2"
3	249128	1	Hub Cap
4	84996	1	Hex Slotted Nut, 3/4" UNF
5	32362	1	Washer
6	36726	2	Bearing Cone
7	36723	2	Bearing Cup
8	130682	1	Hub w/Bearing Cups Refs. Nos. 7 and 9
9	67526	1	Bearing Cup
10	67527	1	Bearing Cone
11	67372	2	Bearing Cone w/Seal
12	36725	2	Bearing Cup
13	134144	1	Yoke Weld Assembly w/Bushing
14	127637	1	Bushing
15	126106	AR	Shim, .020" Thick
16	67375	AR	Shim, .005" Thick
17	126105	AR	Shim, .007" Thick

AR - As Required

CONTINUE

880S SICKLE BAR
WOBBLE DRIVE AND KNIFE GROUP (CONTINUED)

Ref. No.	Part No.	No. Used	Description
18	130683	2	Cap 2 87415 Grease Fitting, 1/4"-28, 90°, Self-Tapping 4 88011 Cap Screw, 3/8" x 1 1/4" 4 80680 Lockwasher, 3/8"
19	134146	1	Sheave 6 87927 Cap Screw, Flat Head, Hex Socket, 3/8" x 3/4" (N.F.)
20	222114	1	Wobble Join Spindle ---Replaces 134225 2 80740 Cotter Pin, 1/8" x 1 1/2"
**21	44419	1	Bearing Cone -- Manufacturers #18790
	287902	1	Bearing Cone -- Manufacturers #LM10949
**22	44676	1	Bearing Cup -- Manufacturers #18720
	287066	1	Bearing Cup -- Manufacturers #LM104911
23	287906	1	Bearing Support w/Bearing Cups #287066 and #36723 ---Replaces 165325 4 88555 Cap Screw, 5/8" x 2", Grade 5 2 87689 Cap Screw, 1/2" x 1 1/2" 4 84057 Lockwasher, 5/8" 2 80679 Lockwasher, 1/2" 4 84947 Nut, 5/8" 2 84946 Nut, 1/2"
24	124160	1	Grease Line
25	91932	1	Pipe Coupling, 1/8" 1 80717 Grease Fitting, 1/8" P.T., 45°
26	56867	1	Washer, 49/64" I.D. x 1 7/8" O.D. x 16 Gauge Thick
27	116311	1	Special Slotted Hex Nut, 3/4" (N.F.)
28	249129	1	Grease Cap ---Replaces 28702
29	134485	1	Bearing Cap 1 87414 Grease Fitting, 1/4"-28, Straight, Self-Tapping 2 88206 Cap Screw, 3/8" x 1" 2 80680 Lockwasher, 3/8"
30	134486	1	Gasket
31	38260	1	Collar
32	134130	1	Bearing
33	134142	1	Pivot Arm Support Weld Assembly 3 87670 Cap Screw, 1/2" x 1 1/4" 3 80679 Lockwasher, 1/2"
34	134139	1	Pivot Pin Spacer
35	138347	1	Underserrated Knife Assembly (Includes Ref. No. 36 thru 42 and 46)
	°269919	1	Smooth Knife Assembly (Includes Ref. No. 36 thru 42 and 46) 1 88849 Cap Screw, 1/2" x 3" (NF) 1 80679 Lockwasher, 1/2" 1 84952 Nut, 1/2" (NF)
36	134182	1	Rubber Bushing
37	29875	29	Underserrated Knife Section
	°127552	29	Smooth Knife Section
38	46436	53	Round Head Section Rivet, #5 1/2 x 9/16"
39	187216	1	Underserrated Half Section
	°187225	1	Smooth Half Section
40	138349	1	Knife Back
41	65474	4	Round Head Section Rivet, #5 1/2 x 15/16"
42	130436	3	Round Head Section Rivet, #5 1/2 x 1 1/4"
43	65327	15	Sickle Guard 16 606656 Carriage Bolt, 7/16" x 1 1/4", Grade 5 16 84945 Nut, 7/16"
44	67357	6	Low Knife Clip 12 606657 Carriage Bolt, 7/16" x 1 1/2", Grade 5 12 84945 Nut, 7/16"

8805 SICKLE BAR
WOBBLE DRIVE AND KNIFE GROUP (CONTINUED)

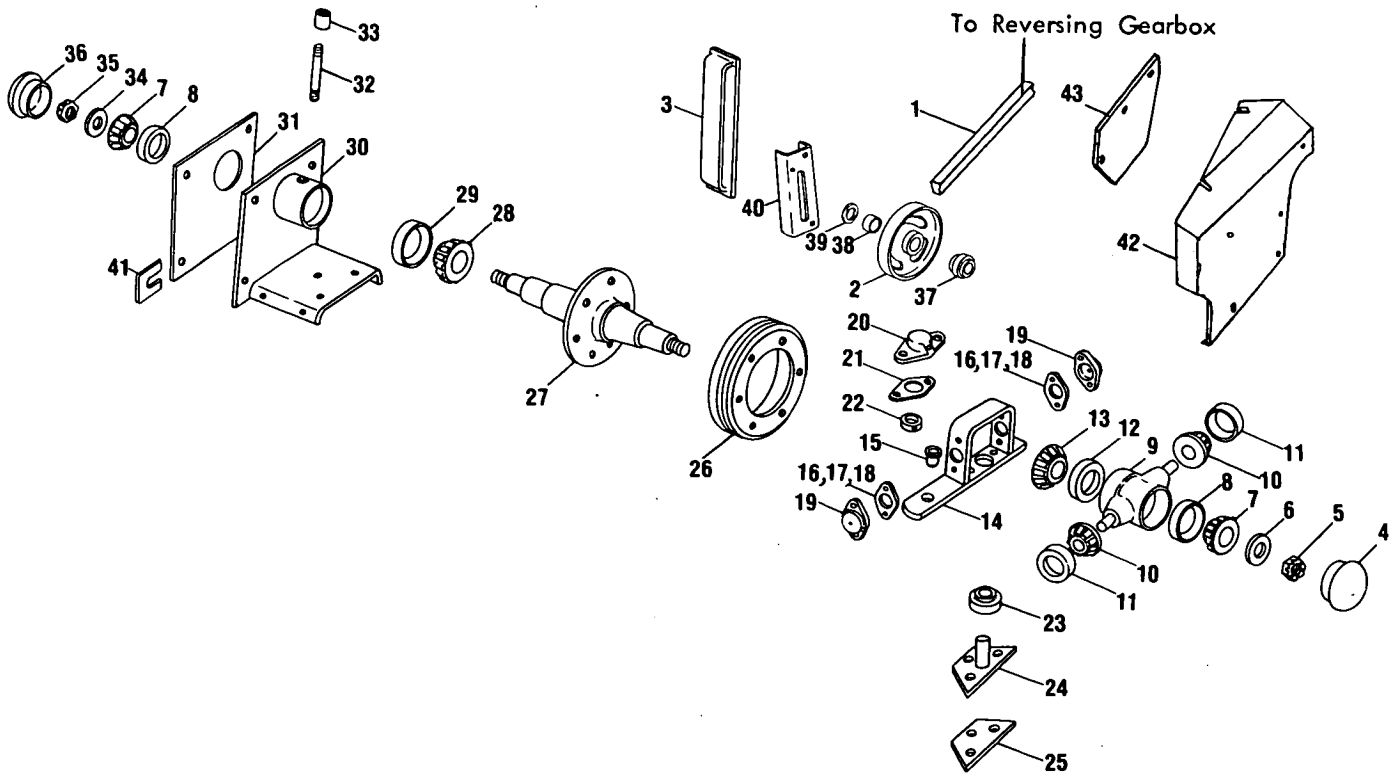
Ref. No.	Part No.	No. Used	Description
45	67358	1	High Knife Clip 2 606657 Carriage Bolt, 7/16" x 1 1/2", Grade 5 2 84945 Nut, 7/16"
46	138348	1	Sickle Head Weld Assembly
47	*132146	15	Shear Guard Assembly (Includes Ref. #48) 16 606656 Carriage Bolt, 7/16" x 1 1/4", Grade 5 16 84945 Hex Nut, 7/16"
48	132120	30	Shear Plate 30 84864 Rivet, Countersunk Head, #5 1/2 x 7/8"

*Ref. #47 Part 132146, Shear Guard Assembly is an optional item to be used in lieu of Ref. #43 when plugging occurs in extremely thick crops with dead or wet undergrowth. Additional holddown clips should be installed when using 132146 Shear Guards.

°These items are used on export machines only.

**Check manufacturers number to order appropriate Bearing Cup and Cone.

MODEL 880R2 AND 880N2 2 ROW ROW CROPS
KNIFE DRIVE GROUP



Ref. No.	Part No.	No. Used R2	No. Used N2	Description
1	163152	1	1	"V" Belt
2	66460	1	1	Idler Assembly w/Ref. 37 Bearing
				1 88729 Hex Head, Cap Screw, 5/8" x 5" (Used w/Ref. #3 Adj. Arm)
				1 87844 Bolt, Round Head, Short Square Neck, 5/8" x 3 1/4" (Used when idler is bolted directly to frame)
				1 80299 Plain Washer, 5/8"
				1 84057 Lockwasher, 5/8"
				1 84947 Hex Nut, 5/8"
3	*138729	1	1	Adjustment Arm Weld Assembly
				2 88343 Hex Head, Cap Screw, 5/8" x 3 3/4"
				2 80299 Plain Washer, 5/8"
				2 84057 Lockwasher, 5/8"
				2 84922 Hex Nut, 5/8"
4	249128	1	1	Hub Cap ---Replaces 56868
5	84996	1	1	Slotted Hex Nut, 3/4" (N.F.)
6	32362	1	1	Washer
7	36726	2	2	Bearing Cone
8	36723	2	2	Bearing Cup
9	130682	1	1	Hub and Bearing Cup Assembly
10	67372	2	2	Bearing Cone w/Seal
11	36725	2	2	Bearing Cup
12	67526	1	1	Bearing Cup
13	67527	1	1	Bearing Cone
14	134144	1	1	Yoke Weld Assembly w/Bushing 127637
15	127637	1	1	Bushing
16	126106	AR	AR	Shim, .020 Thick
17	67375	AR	AR	Shim, .005 Thick
18	126105	AR	AR	Shim, .007 Thick

MODEL 880R2 AND 880N2 2 ROW ROW CROPS
KNIFE DRIVE GROUP (CONTINUED)

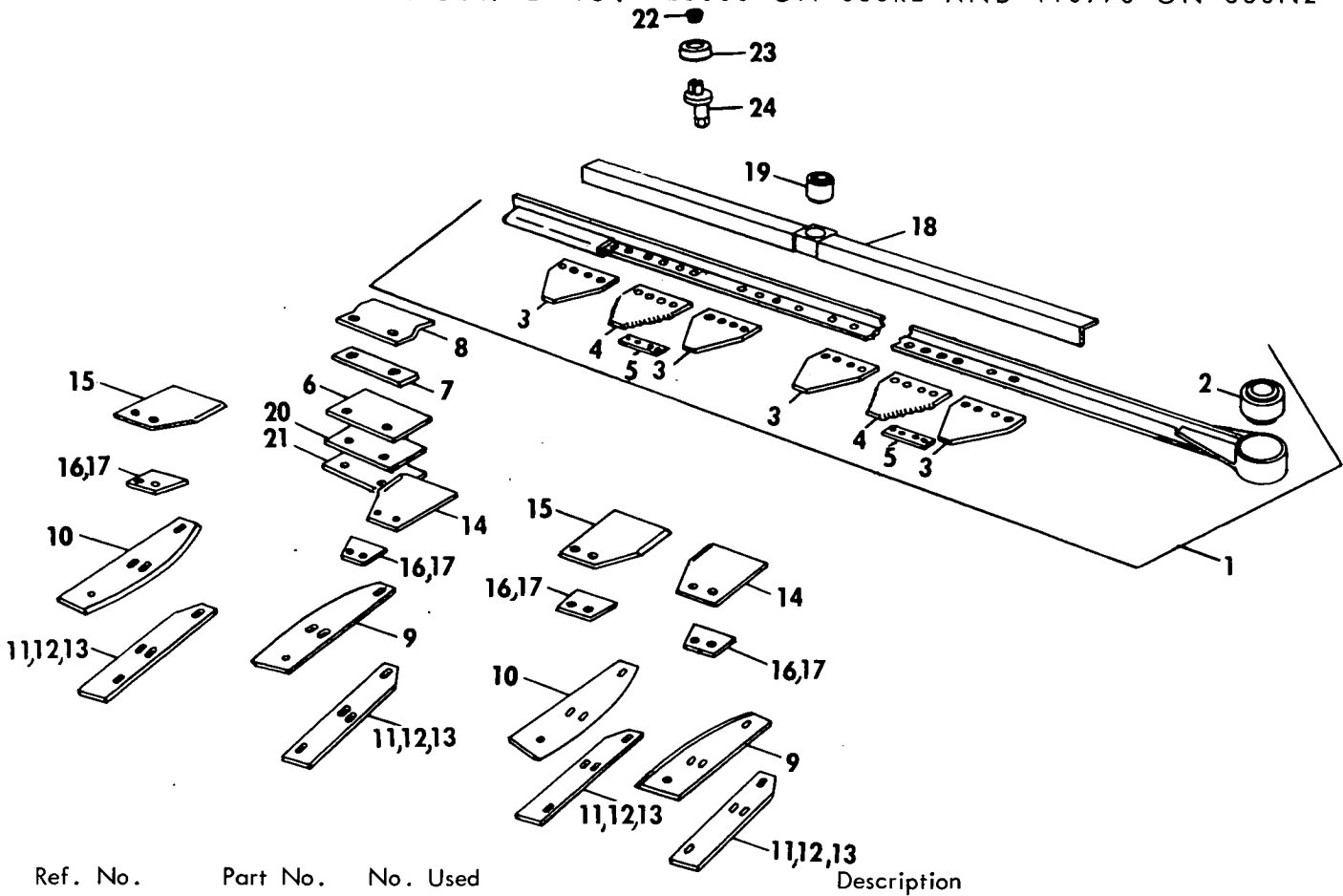
Ref. No.	Part No.	No. Used		Description
		R2	N2	
19	130683	2	2	Cap 2 87415 Grease Fitting, 1/4"-28, 90°, Self-Tapping 4 88011 Cap Screw, Hex Head, 3/8" x 1 1/4" 4 80680 Lockwasher, 3/8"
20	134485	1	1	Bearing Cap 1 87414 Grease Fitting, 1/4"-28, Straight, Self-Tapping 2 88206 Cap Screw, Hex Head, 3/8" x 1" 2 80680 Lockwasher, 3/8"
21	134486	1	1	Gasket
22	38260	1	1	Collar
23	134130	1	1	Bearing
24	134142	1	1	Pivot Arm Weld Assembly 3 87670 Cap Screw Hex Head, 1/2" x 1 1/4" 3 80679 Lockwasher, 1/2"
25	134139	1	1	Pivot Pin Spacer
26	134146	1	1	Sheave 6 87927 Cap Screw, Flat Head, Hex Socket, 3/8" x 3/4" (NF)
27	222114	1	1	Wobble Joint Spindle ---Replaces 134225 2 80740 Cotter Pin, 1/8" x 1 1/2"
**28	44419	1	1	Bearing Cone -- Manufacturers #18790
	287902	1	1	Bearing Cone -- Manufacturers #LM104949
**29	44676	1	1	Bearing Cup -- Manufacturers #18720
	287066	1	1	Bearing Cup -- Manufacturers #LM104911
30	287906	1	1	Bearing Support w/Bearing Cups 287066 and 36723 ---Replaces 165325 4 88555 Cap Screw, Hex Head, 5/8" x 2" 4 52828 Washer, Special 4 84057 Lockwasher, 5/8" 4 84947 Hex Nut, 5/8"
31	138714	1	1	Shim
32	124160	1	1	Grease Line
33	91932	1	1	Pipe Coupling, 1/8" 1 80717 Grease Fitting, 1/8" P.T., 45°
34	56867	1	1	Washer
35	116311	1	1	Special Hex Nut
36	249129	1	1	Hub Cap ---Replaces 28702
37	66553	1	1	Bearing
38	137419	1	1	Spacer
39	52828	1	1	Washer
40	267086	1	1	Channel 2 88409 Carriage Bolt, 3/8" x 3 1/4" 2 80680 Lockwasher, 3/8" 2 84944 Hex Nut, 3/8"
41	66271	AR	AR	Shim
42	713466	1	1	Shield 4 80664 Plain Washer, 5/16" 4 80801 Wing Nut, 5/16"
43	713465	1	1	Guard 3 87872 Cap Screw, Hex Head, 5/16" x 3/4" 3 80664 Plain Washer, 5/16" 3 80681 Lockwasher, 5/16" 3 84943 Hex Nut, 5/16"

AR - As Required

* Used on and below Serial No. 110200 on 880R2 and 110750 on 880N2.

** Check manufacturers number to order appropriate Bearing Cup and Cone.

MODEL 880R2 AND 880N2 2 ROW ROW CROP
KNIFE GROUP
USED ON AND BELOW SERIAL NO. 125600 ON 880R2 AND 110973 ON 880N2



Ref. No.	Part No.	No. Used R2	No. Used N2	Description
1	175228 174472	1	1	Knife Assembly w/Bushing 134182 Knife Assembly w/Bushing 134182
				1 88143 Hex Head, Cap Screw, 1/2" x 3 1/4" (N.F.) 1 80679 Lockwasher, 1/2" 1 84952 Hex Nut, 1/2" (N.F.)
2	134182	1	1	Rubber Bushing
3	***138737	4	4	Blank Section (Rivet Hole is 5/8" from Back of Section)
	**174689	4	4	Blank Section (Rivet Hole is 7/16" from Back of Section)
				16 88649 Rivet, Flat Head, 1/4" x 5/8" 16 81194 Rivet, Flat Head, 1/4" x 3/4"
4	***138736	2	2	Sickle Knife Section (Rivet Hole is 5/8" from Back of Section)
	**171381	2	2	Sickle Knife Section (Rivet Hole is 7/16" from Back of Section)
5	*174690	2	2	Spacer
				8 81194 Rivet, Flat Head, 1/4" x 3/4"
6	143866	1		Plate
				2 88543 Hex Head, Cap Screw, 5/16" x 1" 2 80681 Lockwasher, 5/16" 2 84943 Hex Nut, 5/16"
7	33253	AR	AR	Spacer
8	143870	1	1	Sickle Back Holddown

AR - As Required

* Used on and above 880R2 Serial No. 110201, 880N2 110751.

** Used on and above 880R2 Serial No. 87420, 880N2 87847.

*** Used on and below 880R2 Serial No. 87419, 880N2 87846.

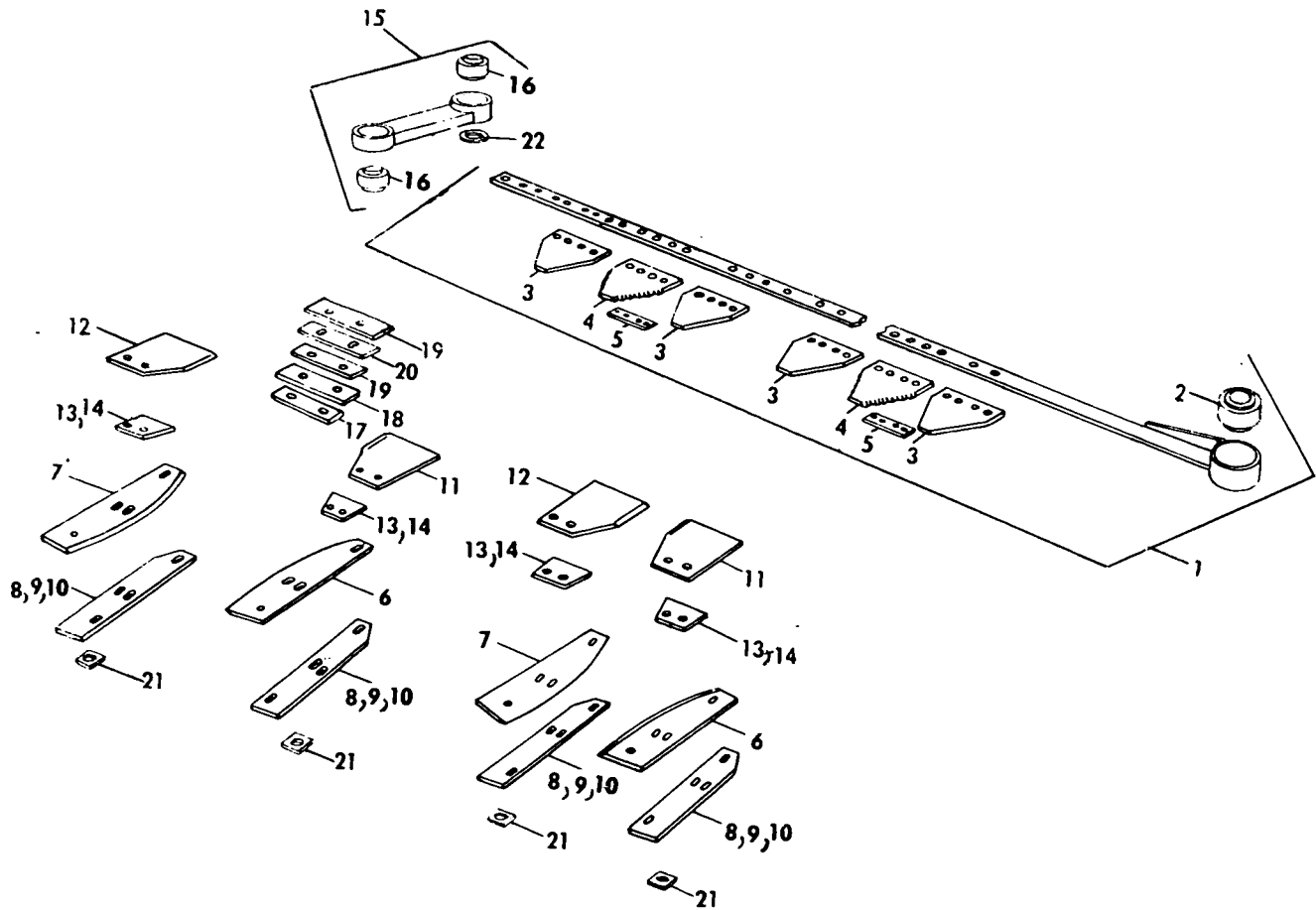
CONTINUE

MODEL 880R2 AND 880N2 2 ROW ROW CROP
KNIFE GROUP (CONTINUED)
USED ON AND BELOW SERIAL NO. 125600 ON 880R2 AND 110973 ON 880N2

Ref. No.	Part No.	No. Used		Description
		R2	N2	
9	138715	2	2	Side Knife, Left Hand 2 88011 Hex Head, Cap Screw, 3/8" x 1 1/4" 2 87044 Plow Bolt, 5/16" x 1" 4 80702 Plain Washer, 3/8" 2 80664 Plain Washer, 5/16" 2 80680 Lockwasher, 3/8" 2 80681 Lockwasher, 5/16" 2 84944 Hex Nut, 3/8" 2 84945 Hex Nut, 5/16"
10	138716	2	2	Side Knife, Right Hand 2 88011 Hex Head, Cap Screw, 3/8" x 1 1/4" 2 87044 Plow Bolt, 5/16" x 1" 4 80702 Plain Washer, 3/8" 2 80664 Plain Washer, 5/16" 2 80680 Lockwasher, 3/8" 2 80681 Lockwasher, 5/16" 2 84944 Hex Nut, 3/8" 2 84945 Hex Nut, 5/16"
11	138717	AR	AR	Shim, .015 (28 Ga.) Thick
12	138718	AR	AR	Shim, .036 (20 Ga.) Thick
13	138719	AR	AR	Shim, .060 (16 Ga.) Thick
14	187429	2	2	Top Side Knife, L.H. 4 88044 Cap Screw, 3/8" x 1 1/2" 4 80702 Plain Washer, 3/8" 4 80680 Lockwasher, 3/8" 4 84944 Hex Nut, 3/8"
15	188771	2	2	Top Side Knife, R.H. 4 88044 Cap Screw, 3/8" x 1 1/2" 4 80702 Plain Washer, 3/8" 4 80680 Lockwasher, 3/8" 4 84944 Hex Nut, 3/8"
16	187427	AR	AR	Shim, .015 (28 Ga.) Thick "U" Type (Not Shown)
17	187428	4	4	Shim, .135 (10 Ga.) Thick (Shown)
18	143871	1	1	Pivot Angle Weld Assembly w/Bushing 143872 1 87630 Hex Head, Cap Screw, 5/8" x 2 1/2"
19	143872	1	1	Bushing
20	167654	AR	AR	Shim .060
21	167655	AR	AR	Shim .015
22	80709	1	1	Pipe Plug
23	165484	1	1	Bearing ---Replaces 56617
24	54269	1	1	Stud 1 80299 Plain Washer, 5/8" 1 84249 Lockwasher, 5/8" 1 87262 Hex Nut, 5/8" (N.F.)

AR - As Required

MODEL 880R2 AND 880N2 2 ROW ROW CROPS
 KNIFE GROUP
 USED ON AND ABOVE SERIAL NO. 125601 ON 880R2 AND 110974 ON 880N2



Ref. No.	Part No.	No. Used R2	No. Used N2	Description
1	248755 248756	1	1	Knife Assembly, Complete ---Replaces 169268 Knife Assembly, Complete ---Replaces 174590
				1 88143 Cap Screw, Hex Head, 1/2" x 3 1/4" UNF 1 80679 Lockwasher, 1/2" 1 84952 Hex Nut, 1/2" UNF
2	254132	1	1	Rubber Bushing 1 87936 Cap Screw, Hex Head, 3/8" x 2 1/2", Grade 5 2 48055 Washer, Special 1 84040 Hex Locknut, 3/8"
3	174689	4	4	Blank Section 16 81194 Rivet, Flat Head, 1/4" x 3/4"
4	171381	2	2	Sickle Knife Section
5	174690	AR	AR	Spacer 8 81194 Rivet, Flat Head, 1/4" x 3/4"
6	138715	2	2	Side Knife, Left Hand 2 87044 Plow Bolt, 5/16" x 1" 2 88011 Cap Screw, Hex Head, 3/8" x 1 1/4" 2 80702 Plain Washer, 3/8" 2 80681 Lockwasher, 5/16" 2 80680 Lockwasher, 3/8" 2 84943 Hex Nut, 5/16" 2 84944 Hex Nut, 3/8"

AR - As Required

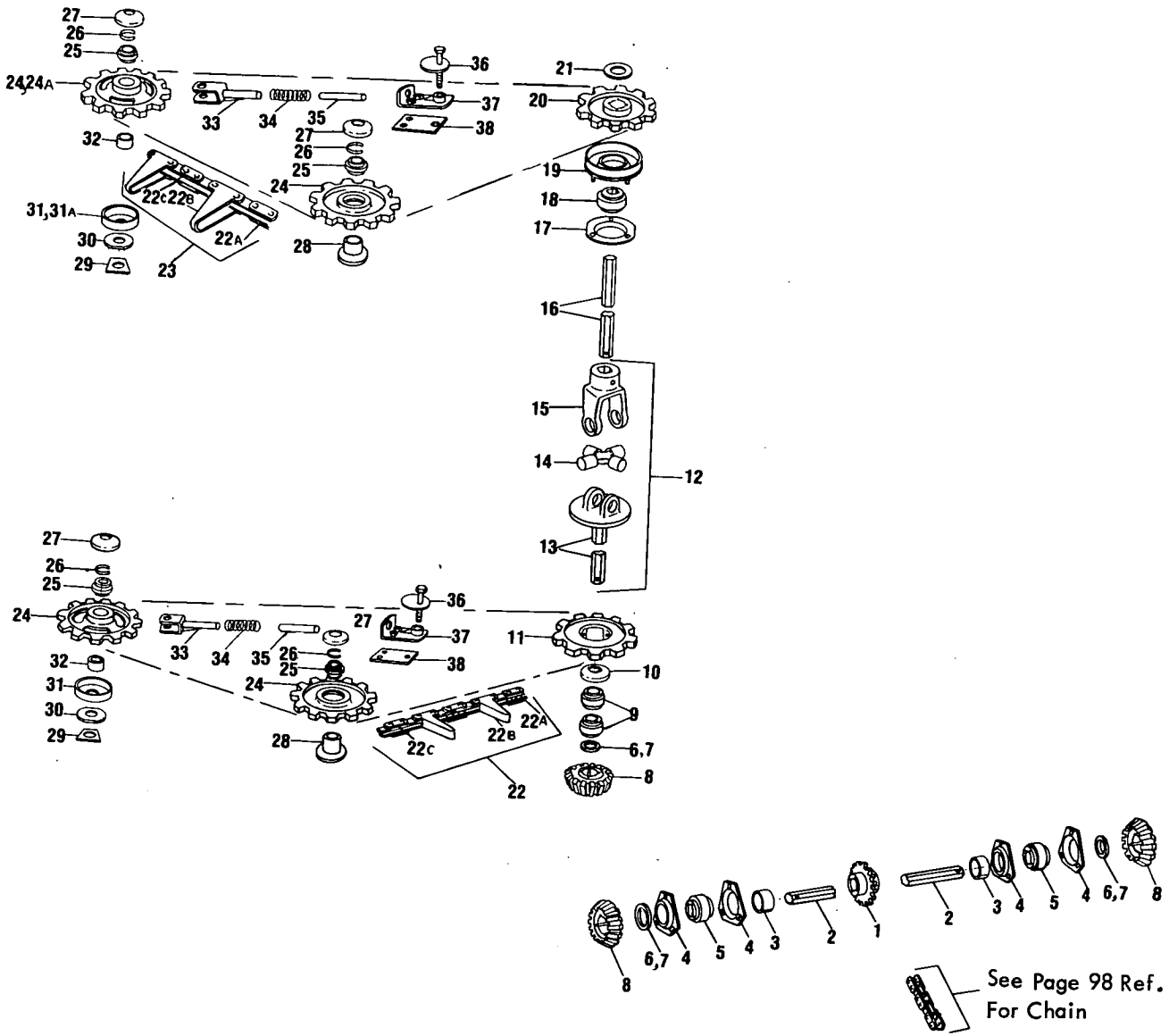
CONTINUE

MODEL 880R2 AND 880N2 2 ROW ROW CROPS
 KNIFE GROUP (CONTINUED)
 USED ON AND ABOVE SERIAL NO. 125601 ON 880R2 AND 110974 ON 880N2

Ref. No.	Part No.	No. Used		Description
		R2	N2	
7	138716	2	2	Side Knife, Right Hand 2 87044 Plow Bolt, 5/16" x 1" 2 88011 Cap Screw, Hex Head, 3/8" x 1 1/4" 2 80702 Plain Washer, 3/8" 2 80681 Lockwasher, 5/16" 2 80680 Lockwasher, 3/8" 2 84943 Hex Nut, 5/16" 2 84944 Hex Nut, 3/8"
8	138717	AR	AR	Shim, .015" Thick
9	138718	AR	AR	Shim, .036" Thick
10	138719	AR	AR	Shim, .060" Thick
11	187429	2	2	Top Side Knife, Left Hand 4 88044 Cap Screw, Hex Head, 3/8" x 1 1/2" 4 80680 Lockwasher, 3/8" 4 84944 Hex Nut, 3/8"
12	188771	2	2	Top Side Knife, Right Hand 4 88044 Cap Screw, Hex Head, 3/8" x 1 1/2" 4 80680 Lockwasher, 3/8" 4 84944 Hex Nut, 3/8"
13	187427	AR	AR	Shim, .015" Thick "U" Type (Not Shown)
14	187428	4	4	Shim, .135" Thick (Shown)
15	169145	1	1	Support w/Bushing Ref. No. 16 2 87972 Cap Screw, Hex Head, 1/2" x 2 1/2" 2 80679 Lockwasher, 1/2" 2 84946 Hex Nut, 1/2"
16	134182	2	2	Rubber Bushing
17	224511	2	2	Spacer
18	130881	AR	AR	Shim, .015" Thick
19	130878	2	2	Wear Plate 2 80702 Plain Washer, 3/8" 2 80680 Lockwasher, 3/8" 2 84944 Hex Nut, 3/8"
20	130880	1	1	Spacer
21	143585	4	4	Spacer
22	36823	AR	AR	Plain Washer, 1/2", .015" Thick
	64263	AR	AR	Plain Washer, 1/2", .060" Thick

AR - As Required

MODEL 880R2 AND 880N2 2 ROW ROW CROP
DRIVE SHAFT AND GATHERING CHAIN GROUP, CENTER



MODEL 880R2 AND 880N2 2 ROW ROW CROPS
DRIVE SHAFT AND GATHERING CHAIN GROUP, CENTER

Ref. No.	Part No.	No. Used		Description			
		R2	N2				
1	137572	1	1	Sprocket Weld Assembly			
2	137568	1		Hex Shaft			
	139272		1	Hex Shaft 2 87398 Cotter Pin, 3/16" x 1 1/4"			
3	137571	2		Split Spacer, 7/8" Wide			
	139271		2	Split Spacer, 11/32" Wide			
4	182937	4	4	Flangette			
				6 88682 Carriage Bolt, 3/8" x 1"			
				6 80680 Lockwasher, 3/8"			
				6 84944 Nut, 3/8"			
5	135241	2	2	Hex Bearing			
6	38741	AR	AR	Washer, 1 5/32" I.D. x 2" O.D. x .060 Thick			
7	36633	AR	AR	Washer, 1 5/32" I.D. x 2" O.D. x .036 Thick			
8	138759	4	4	Miter Gear			
9	135423	4	4	Ball Bearing			
10	137564	2	2	Shield Washer			
11	138754	2	2	Sprocket, 11 Tooth			
				2 88716 Cap Screw, 3/8" x 1", Grade 8 (Peen after Assembly)			
				2 80680 Lockwasher, 3/8"			
12	138755	2	2	"U" Joint Assembly			
13	138757	2	2	Yoke and Shaft Assembly, Lower			
				2 87398 Cotter Pin, 3/16" x 1 1/4"			
14	139842	2	2	Spider and Bearing Assembly w/Ref. 14A			
14A	95680	2	2	Spider and Bearing Service Kit			
15	50836	2	2	Yoke			
				2 87876 Groove Pin, Type "E", 1/4" x 1 1/2"			
16	*174497	2	2	Hex Shaft			
				*137569	2	2	Hex Shaft
				2 87398 Cotter Pin, 3/16" x 1 1/4"			
17	36853	2	2	Flangette			
18	50775	2	2	Hex Bearing			
19	122922	2	2	Flangette Weld Assembly			
				6 80681 Lockwasher, 5/16"			
				6 84943 Hex Nut, 5/16"			
20	122938	2	2	Sprocket, 9 Teeth			
21	26130	AR	AR	Washer, 1 1/64" I.D. x 1 3/8" O.D. x 16 Gauge Thick			
22	137627	2		Lower Gathering Chain w/Long Flights, 39 Pitches, CA620 Roller Chain			
				122886	2		Lower Gathering Chain w/Short Flights, 38 Pitches, CA620 Roller Chain
22A	43614	AR	AR	Roller Link, CA620			
22B	42948	AR		Attachment Link Assembly (Includes Long Flight Link and 2 Roller Links) CA620 (Service upper R2 Chain only)			
				43147	AR		Attachment Link Assembly (Includes Short Flight Link and 2 Roller Links) CA620 (Services lower N2 Chain only)
22C	128694	AR	AR	Connector Link, CA620			
23	137630	2		Upper Gathering Chain w/Long Flights, CA620, 52 Pitches			
				139266		2	Upper Gathering Chain w/Long Flights, CA620, 48 Pitches
24	138741	8	6	Sprocket, 9 Teeth			
24A	139289		2	Sprocket, 7 Teeth			
25	66553	8	8	Bearing			
26	12084	8	8	Retaining Ring			
27	138728	8	8	Cap			
28	163198	4	4	Idler Support Weld Assembly			
				4 87574 Cap Screw, 5/8" x 3 1/2", Grade 5			
				4 80299 Plain Washer, 5/8"			
				4 84057 Lockwasher, 5/8"			
				4 84947 Hex Nut, 5/8"			

AR - As Required

CONTINUE

MODEL 880R2 AND 880N2 2 ROW ROW CROP
 DRIVE SHAFT AND GATHERING CHAIN GROUP, CENTER (CONTINUED)

Ref. No.	Part No.	No. Used		Description
		R2	N2	
29	43513	4	4	Support Plate
30	137560	4	4	Washer
31	137467	4	2	Guard
31A	139267		2	Guard Weld Assembly
32	27258	4	4	Stop
33	214498	4	4	Bracket Weld Assembly
				4 87574 Cap Screw, 5/8" x 3 1/2", Grade 5
				AR 27697 Special Washer
				4 84057 Lockwasher, 5/8"
				4 84947 Nut, 5/8"
34	137575	4	4	Spring
35	37895	4	4	Pin
36	137555	4	4	Cam Weld Assembly
				4 84057 Lockwasher, 5/8"
				4 84947 Nut, 5/8"
37	137558	4	4	Support Weld Assembly
				8 88206 Cap Screw, 3/8" x 1"
				8 80702 Plain Washer, 3/8"
38	137559	4	4	Base Plate

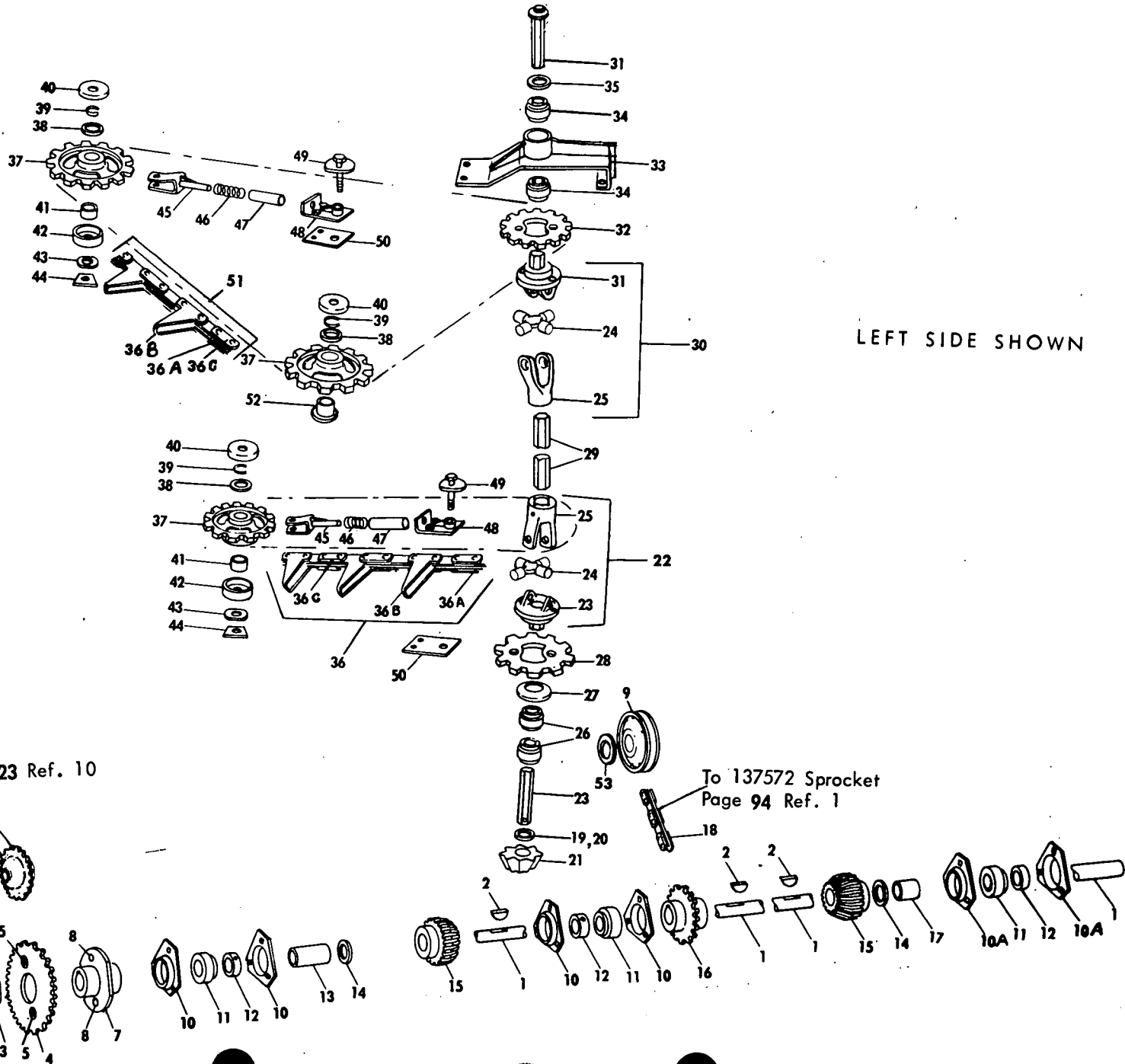
AR - As Required

* Use caution when replacing 174497 is 9 11/32" Long, 137569 is 12 23/32" Long.

NOTES

MODEL 880R2 AND 880N2 2 ROW ROW CROP
DRIVE SHAFT AND GATHERING CHAIN GROUP, SIDE

86



MODEL 880R2 AND 880N2 2 ROW ROW CROP
DRIVE SHAFT AND GATHERING CHAIN GROUP, SIDE

Ref. No.	Part No.	No. Used		Description
		R2	N2	
1	137578	1	1	Main Drive Shaft 1 80736 Cotter Pin, 3/16" x 1 3/4"
2	87123	4	4	Woodruff Key, #28, 5/16" x 2 1/8"
3	32867	2	2	Washer, Special
4	*137486	1	1	Sprocket Weld Assembly, 24T, w/Sleeve #58148
	**122737	1	1	Sprocket Weld Assembly, 28T, w/Sleeve #58148
	*137485	1	1	Sprocket Weld Assembly, 20T, w/Sleeve #58148
	**122738	1	1	Sprocket Weld Assembly, 24T, w/Sleeve #58148
	*137489	1	1	Sprocket Weld Assembly, 28T, w/Sleeve #58148
	**122754	1	1	Sprocket Weld Assembly, 34T, w/Sleeve #58148
5	58148	2	2	Shear Bolt Sleeve
6	58118	2	2	Shear Bolt w/Nut
7	*137592	1	1	Shear Hub Weld Assembly w/Sleeve #58147
	**245118	1	1	Shear Hub Weld Assembly w/Sleeve #245117 2 80435 Set Screw, Hex Socket Head, Cup Point, 3/8" x 3/4" 2 84969 Jam Nut, 3/8"
8	* 58147	2	2	Shear Bolt Sleeve
	**245117	2	2	Shear Bolt Sleeve
9	35469	1	1	Chain Idler Assembly 1 87339 Cap Screw, 1/2" x 3" 8 80700 Plain Washer, 1/2" 1 80679 Lockwasher, 1/2" 1 84946 Nut, 1/2"
10	182937	4	4	Flangette
10A	43048	2	2	Flangette 9 88682 Carriage Bolt, 3/8" x 1" 9 80680 Lockwasher, 3/8" 9 84944 Nut, 3/8"
11	38766	3	3	Bearing
12	38767	3	3	Collar 3 80429 Set Screw, 5/16" x 5/16"
13	137566	1	1	Split Spacer
14	146258	AR	AR	Washer ---Replaces 32455
15	40912	2	2	Bevel Pinion 4 80435 Set Screw, Hex Socket Head, Cup Point, 3/8" x 3/4" 4 84969 Jam Nut, 3/8"
16	122736	1	1	Sprocket Weld Assembly, 18T 2 80435 Set Screw, Hex Socket Head, Cup Point, 3/8" x 3/4" 2 84969 Jam Nut, 3/8"
17	137574	1	1	Split Spacer
18	13796	1	1	Feeder Drive Chain, #RC 50, 71 Pitches AR 25816 Offset Link, #RC 50 AR 25194 Connecting Link (Spring Clip Type) #RC 60 AR 25805 Roller Link, #RC 50
19	36633	AR	AR	Washer, 1 5/32" I.D. x 2" O.D. x .060 Thick
20	38741	AR	AR	Washer, 1 5/32" I.D. x 2" O.D. x .036 Thick
21	138759	2	2	Miter Gear
22	138755	2	2	Universal Joint Assembly, Lower
23	138757	2	2	Yoke and Shaft Assembly, Lower 2 87398 Cotter Pin, 3/16" x 1 1/4"
24	139842	4	4	Spider and Bearing Assembly w/Ref. 24A
24A	95680	4	4	Spider and Bearing Service Kit

AR - As Required

* Used on and below Serial No. 202810 on 880R2, Serial No. 219660 on 880N2

** Used on and above Serial No. 202811 on 880R2, Serial No. 219661 on 880N2

CONTINUE

MODEL 880R2 AND 880N2 2 ROW ROW CROP
DRIVE SHAFT AND GATHERING CHAIN GROUP, SIDE (CONTINUED)

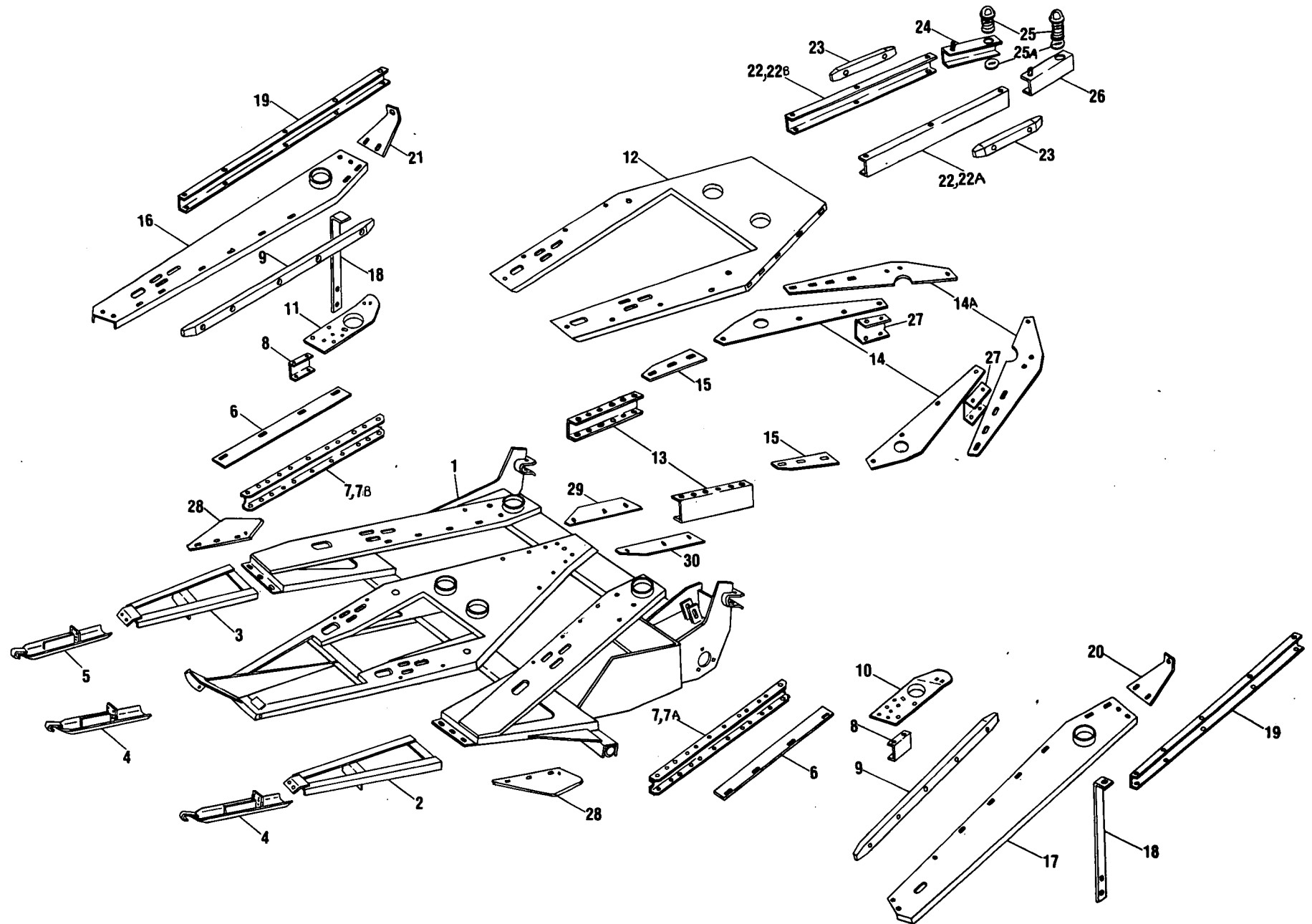
Ref. No.	Part No.	No. Used		Description
		R2	N2	
25	50836	4	4	Yoke 2 87876 Groove Pin, Type "E", 1/4" x 1 1/2"
26	135423	4	4	Ball Bearing
27	137564	2	2	Shield Washer
28	138754	2	2	Sprocket, 11 Teeth 2 88716 Cap Screw, 3/8" x 1", Grade 8 (Peen after Assembly)
29	137576	2	2	Universal Shaft, Long (Outer)
30	138744	2	2	Universal Joint Assembly
31	138750	2	2	Yoke and Shaft Assembly, Upper 2 87973 Groove Pin, Type "E", 1/4" x 1 1/4"
32	138743	2	2	Sprocket, 9 Teeth 2 88716 Cap Screw, 3/8" x 1" Grade 8 (Peen after Assembly)
33	214677	2	2	Bracket Weld Assembly ---Replaces 166205 8 88434 Cap Screw, 3/8" x 3/4" 4 80702 Plain Washer, 3/8" 8 80680 Lockwasher, 3/8" 8 84944 Nut, 3/8"
34	49436	4	4	Hex Bearing
35	26301	2	2	Washer
36	137627		2	Lower Gathering Chain, Long Flight, CA620 (Roller Type), 39 Pitches
	122944	2		Lower Gathering Chain, Long Flight, CA620 (Roller Type), 42 Pitches
36A	43614	AR	AR	Roller Link, CA620
36B	42948	AR	AR	Attachment Link Assy. (Includes Flight Link and 2 Roller Links) CA620
	137632	AR	AR	Attachment Link Assy. (Includes Flight Link, 1 Offset and 1 Roller Link) (CA620)
	128751	AR	AR	Offset Link, CA620
36C	128694	AR	AR	Connector Link, CA620
37	138741	6	6	Idler Sprocket, 9 Teeth
38	66553	6	6	Bearing
39	12084	6	6	Retaining Ring
40	138728	6	6	Cap
41	27258	4	4	Stop
42	137467	4	4	Guard
43	137560	4	4	Washer
44	43513	4	4	Support Plate
45	214498	4	4	Bracket Weld Assembly 4 87574 Cap Screw, 5/8" x 3 1/2", Grade 5 AR 27697 Special Washer 4 84057 Lockwasher, 5/8" 4 84947 Nut, 5/8"
46	137575	4	4	Compression Spring
47	37895	4	4	Pin
48	137558	4	4	Support Plate Weld Assembly 8 88206 Cap Screw, 3/8" x 1" 8 80702 Plain Washer, 3/8"
49	137555	4	4	Cam Weld Assembly 4 84057 Lockwasher, 5/8" 4 84947 Nut, 5/8"
50	137559	4	4	Base Plate
51	122900	2	2	Top Gathering Chain, Long Flight, CA620. 72 Pitches
52	163198	2	2	Idler Support Weld Assembly 2 87574 Cap Screw, 5/8" x 3 1/2", Grade 5 2 80299 Plain Washer, 5/8" 2 84057 Lockwasher, 5/8" 2 84947 Nut, 5/8"
53	100635	2		Spacer

MODEL 880R2 AND 880N2 2 ROW ROW CROP
 DRIVE SHAFT AND GATHERING CHAIN GROUP, SIDE (CONTINUED)

Ref. No.	Part No.	No. Used		Description
		R2	N2	
54	165271	1	1	Idler Sprocket, 15 Tooth 1 87974 Cap Screw, Hex Head, 1/2" x 2 3/4" AR 80700 Plain Washer, 1/2" 1 80679 Lockwasher, 1/2" 1 84946 Hex Nut, 1/2"

AR - As Required

MODEL 880R2 AND 880N2 2 ROW ROW CROP
MAIN FRAME, CHAIN BOARD AND GUIDE GROUP



MODEL 880R2 AND 880N2 2 ROW ROW CROP
MAIN FRAME, CHAIN BOARD AND GUIDE GROUP

Ref. No.	Part No.	No. Used		Description
		R2	N2	
1	*269579	1		Main Frame Weld Assembly ---Replaces 169248
	**269580		1	Main Frame Weld Assembly ---Replaces 174477
2	226063	1	1	Extension Weld Assembly, L.H. ---Replaces 138885 3 88206 Cap Screw, 3/8" x 1" 2 34187 Washer, Special 3 81547 Lockwasher, 3/8" 3 84944 Nut, 3/8"
3	226064	1	1	Extension Weld Assembly, R.H. ---Replaces 138884 3 88206 Cap Screw, 3/8" x 1" 2 34187 Washer, Special 3 81547 Lockwasher, 3/8" 3 84944 Nut, 3/8"
4	137494	2	2	Shoe Weld Assembly, Left Hand 4 88206 Cap Screw, 3/8" x 1" 4 80702 Plain Washer, 3/8" 4 80680 Lockwasher, 3/8" 4 84944 Nut, 3/8"
5	137493	1	1	Shoe Weld Assembly, Right Hand 2 88206 Cap Screw, 3/8" x 1" 2 80702 Plain Washer, 3/8" 2 80680 Lockwasher, 3/8" 2 84944 Nut, 3/8"
6	137570	2		Spacer (Shown) (4 Slotted Holes)
	139270		2	Spacer (Not Shown) (3 Slotted Holes)
7	132749	2		Chain Guide Lower, Right and Left (Shown) 2 88543 Cap Screw, 5/16" x 1" 8 87872 Cap Screw, 5/16" x 3/4" 8 88573 Cap Screw, 1/4" x 3/4" 10 80664 Plain Washer, 5/16" 8 80701 Plain Washer, 1/4" 10 80681 Lockwasher, 5/16" 8 80682 Lockwasher, 1/4" 10 87289 Nut, 5/16" 8 84942 Nut, 1/4"
7A	139274		1	Chain Guide Lower, Left (Not Shown)
7B	139273		1	Chain Guide Lower, Right (Not Shown) 2 88543 Cap Screw, 5/16" x 1" 4 87872 Cap Screw, 5/16" x 3/4" 7 88573 Cap Screw, 1/4" x 3/4" 2 80664 Plain Washer, 5/16" 7 80701 Plain Washer, 1/4" 6 80681 Lockwasher, 5/16" 7 80682 Lockwasher, 1/4" 6 87289 Nut, 5/16" 7 84942 Nut, 1/4"
8	137626	2	2	Support 8 87872 Cap Screw, 5/16" x 3/4" 8 80681 Lockwasher, 5/16" 8 84943 Hex Nut, 5/16"
9	43087	2	2	Chain Support 10 87252 Machine Screw, Truss Head, 1/4" x 1" 10 80701 Plain Washer, 1/4" 10 80681 Lockwasher, 1/4" 10 84942 Nut, 1/4"

* When replacing Main Frame on 880R2 before Serial No. 125601 order 138891 for correct supersession.

** When replacing Main Frame on 880N2 before Serial No. 110974 order 139257 for correct supersession.

CONTINUE

MODEL 880R2 AND 880N2 2 ROW ROW CROP
 MAIN FRAME, CHAIN BOARD AND GUIDE GROUP (CONTINUED)

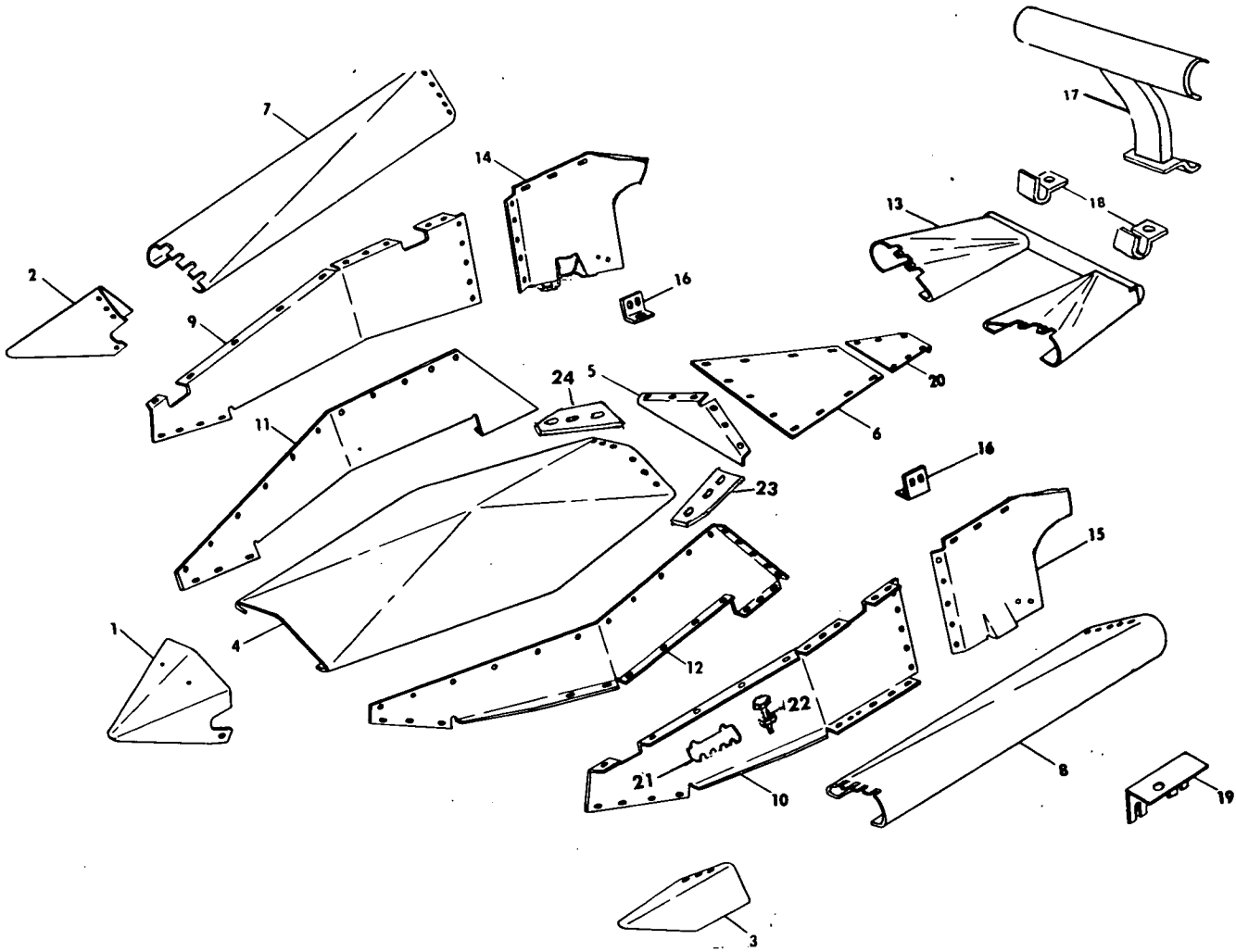
Ref. No.	Part No.	No. Used		Description
		R2	N2	
10	137469	1	1	Stripper Weld Assembly, L.H.
	137471	1	1	Stripper Weld Assembly, R.H.
12	174503	1		Center Chain Board Weld Assembly
	174404		1	Center Chain Board Weld Assembly
				4 88206 Cap Screw, 3/8" x 1"
				4 80702 Plain Washer, 3/8"
				4 80680 Lockwasher, 3/8"
				4 84944 Nut, 3/8"
13	132544	2	2	Main Chain Guide, 8 1/8" Long
				4 88543 Cap Screw, 5/16" x 1"
				8 88573 Cap Screw, 1/4" x 3/4"
				4 80664 Plain Washer, 5/16"
				8 80701 Plain Washer, 1/4"
				4 80681 Lockwasher, 5/16"
				8 80682 Lockwasher, 1/4"
				4 84943 Nut, 5/16"
				8 84942 Nut, 1/4"
14	137581	2		Support Plate
14A	139277		2	Support Plate
15	143361	2		Support Plate, Front
16	138804	1		Chain Board Weld Assembly, R.H.
	139312		1	Chain Board Weld Assembly, R.H.
				2 88434 Cap Screw, 3/8" x 3/4"
				2 80680 Lockwasher, 3/8"
				2 84944 Nut, 3/8"
17	138805	1		Chain Board Weld Assembly, L.H.
	139311		1	Chain Board Weld Assembly, L.H.
				2 88434 Cap Screw, 3/8" x 3/4"
				2 80680 Lockwasher, 3/8"
				2 84944 Nut, 3/8"
18	137478	2	2	Brace
				4 88011 Cap Screw, 3/8" x 1 1/4"
				AR 80680 Lockwasher, 3/8"
				4 84944 Nut, 3/8"
19	137577	2	2	Chain Guide, Upper
				10 88573 Cap Screw, 1/4" x 3/4"
				10 88543 Cap Screw, 5/16" x 1"
				10 80701 Plain Washer, 1/4"
				10 80664 Plain Washer, 5/16"
				10 80682 Lockwasher, 1/4"
				10 80681 Lockwasher, 5/16"
				10 84942 Nut, 1/4"
				10 84943 Nut, 5/16"
20	137579	1	1	Brace, L.H.
				2 87872 Cap Screw, Hex Head, 5/16" x 3/4"
				1 84896 Machine Screw, Truss Head, 5/16" x 3/4"
				3 80664 Plain Washer, 5/16"
				3 80681 Lockwasher, 5/16"
				3 84943 Nut, 5/16"
21	137580	1	1	Brace, R.H.
				1 84896 Machine Screw, Truss Head, 5/16" x 3/4"
				2 87872 Cap Screw, Hex Head, 5/16" x 3/4"
				3 80664 Plain Washer, 5/16"
				3 80681 Lockwasher, 5/16"
				3 84943 Nut, 5/16"
22	127046	2		Chain Guide (Shown)

AR - As Required

MODEL 880R2 AND 880N2 2 ROW ROW CROP
 MAIN FRAME, CHAIN BOARD AND GUIDE GROUP (CONTINUED)

Ref. No.	Part No.	No. Used		Description
		R2	N2	
22A	139275		1	Chain Guide (Not Shown)
22B	139276		1	Chain Guide, R.H. (Not Shown)
				6 88543 Cap Screw, 5/16" x 1"
				6 80664 Plain Washer, 5/16"
				6 80681 Lockwasher, 5/16"
				6 84943 Nut, 5/16"
23	137562	2	2	Chain Support
				4 84484 Machine Screw, Truss Head, 1/4" x 1 1/4"
				4 80702 Plain Washer, 1/4"
				4 80682 Lockwasher, 1/4"
				4 84942 Nut, 1/4"
24	139279	1	1	Chain Guide w/133449 Fastener
				2 88543 Cap Screw, 5/16" x 1"
				4 87362 Plain Washer, 5/16"
				2 80681 Lockwasher, 5/16"
				2 84943 Nut, 5/16"
				1 88383 Cotter Pin, 3/32" x 1/2"
25	133449	2	2	Fastener
25A	171495	2	2	Washer
26	139278	1	1	Chain Guide w/133449 Fastener
				2 88543 Cap Screw, 5/16" x 1"
				4 87362 Plain Washer, 5/16"
				2 80681 Lockwasher, 5/16"
				2 84943 Nut, 5/16"
				1 88788 Cotter Pin, 3/32" x 1/2"
27	164675	2		Channel, 2 1/4" Long
				8 87872 Cap Screw, Hex Head, 5/16" x 3/4"
				4 80664 Plain Washer, 5/16"
				8 80681 Lockwasher, 5/16"
				8 84943 Nut, 5/16"
28	706033	2	2	Cover
				2 88146 Cap Screw, Hex Head, 1/4" x 1"
				4 87872 Cap Screw, Hex Head, 5/16" x 3/4"
				2 80701 Plain Washer, 1/4"
				4 80664 Plain Washer, 5/16"
				2 80682 Lockwasher, 1/4"
				4 80681 Lockwasher, 5/16"
				2 84942 Hex Nut, 1/4"
				4 84943 Hex Nut, 5/16"
29	251640	1		Wear Plate, R.H.
	251545		1	Wear Plate, R.H.
				3 84896 Machine Screw, Truss Head, 5/16" x 3/4"
				3 145458 Locknut, 5/16"
30	251641	1		Wear Plate, L.H.
	251546		1	Wear Plate, L.H.
				3 84896 Machine Screw, Truss Head, 5/16" x 3/4"
				3 145458 Locknut, 5/16"

MODEL 880R2 AND 880N2 2 ROW ROW CROPS
FENDER AND SIDE SHEET GROUP



Ref. No.	Part No.	No. Used		Description
		R2	N2	
1	175230	1		Center Point Weld Assembly
	175229		1	Center Point Weld Assembly
2	137594	1	1	4 87101 Machine Screw, Truss Head, 3/8" x 3/4"
				4 80702 Plain Washer, 3/8"
				4 80680 Lockwasher, 3/8"
				4 84944 Hex Nut, 3/8"
				3 84896 Machine Screw, Truss Head, 5/16" x 3/4"
				3 87101 Machine Screw, Truss Head, 3/8" x 3/4"
3	137502	1	1	4 87362 Plain Washer, 5/16"
				4 80681 Lockwasher, 5/16"
				3 80680 Lockwasher, 3/8"
				4 84943 Hex Nut, 5/16"
				3 84969 Hex Jam Nut, 3/8"
				4 84896 Machine Screw, Truss Head, 5/16" x 3/4"
				3 87101 Machine Screw, Truss Head, 3/8" x 3/4"
				4 87362 Plain Washer, 5/16"
				4 80681 Lockwasher, 5/16"
				3 80680 Lockwasher, 3/8"
4 84943 Hex Nut, 5/16"				
3 84969 Hex Jam Nut, 3/8"				

MODEL 880R2 AND 880N2 2 ROW ROW CROPS
FENDER AND SIDE SHEET GROUP (CONTINUED)

Ref. No.	Part No.	No. Used		Description	
		R2	N2		
4	286066	1		Hood Weld Assembly ---Replaces 137620	
			286065	1	Hood Weld Assembly ---Replaces 139297
			6	84909 Machine Screw, Truss Head, 1/4" x 3/4"	
			6	80701 Plain Washer, 1/4"	
			6	80682 Lockwasher, 1/4"	
5	137631	1	1	End Plate	
6	**137617	1		Rear Sheet	
	*171751	1	1	Rear Sheet	
	**139292		1	Rear Sheet	
			8	84467 Machine Screw, Truss Head, 1/4" x 1/2"	
			5	84909 Machine Screw, Truss Head, 1/4" x 3/4"	
			8	80701 Plain Washer, 1/4"	
			13	80682 Lockwasher, 1/4"	
			13	84942 Hex Nut, 1/4"	
7	137584	1	1	Fender, R.H.	
			6	80701 Plain Washer, 1/4"	
			6	80682 Lockwasher, 1/4"	
			6	84942 Hex Nut, 1/4"	
8	137585	1	1	Fender, L.H.	
			6	80701 Plain Washer, 1/4"	
			6	80682 Lockwasher, 1/4"	
			6	84942 Hex Nut, 1/4"	
9	137613	1		Side Sheet Weld Assembly, R.H.	
			139258	1	Side Sheet Weld Assembly, R.H.
			4	4	84909 Machine Screw, Truss Head, 1/4" x 3/4"
			9	3	87872 Cap Screw, Hex Head, 5/16" x 3/4"
			4	4	80701 Plain Washer, 1/4"
			20	8	87362 Plain Washer, 5/16"
			4	4	80682 Lockwasher, 1/4"
			9	3	80681 Lockwasher, 5/16"
			4	4	84942 Hex Nut, 1/4"
			9	3	84943 Hex Nut, 5/16"
10	137612	1		Side Sheet Weld Assembly, L.H.	
			139302	1	Side Sheet Weld Assembly, L.H.
			4	4	84909 Machine Screw, Truss Head, 1/4" x 3/4"
			9	3	87872 Cap Screw, Hex Head, 5/16" x 3/4"
			4	4	80701 Plain Washer, 1/4"
			20	8	87362 Plain Washer, 5/16"
			4	4	80682 Lockwasher, 1/4"
			9	3	80681 Lockwasher, 5/16"
			4	4	84942 Hex Nut, 1/4"
			9	3	84943 Hex Nut, 5/16"
11	*174501	1		Side Sheet, Inner, R.H.	
	**138801	1		Side Sheet, Inner, R.H.	
	*171756		1	Side Sheet, Inner, R.H.	
	**139305		1	Side Sheet, Inner, R.H.	
			6	88573 Cap Screw, Hex Head, 1/4" x 3/4"	
			6	84909 Machine Screw, Truss Head, 1/4" x 3/4"	
			12	80701 Plain Washer, 1/4"	
			12	80682 Lockwasher, 1/4"	
			12	84942 Hex Nut, 1/4"	

* Used on and above Serial No. 110201 on 880R2 and 110751 on 880N2
 ** Used on and below Serial No. 110200 on 880R2 and 110750 on 880N2

MODEL 880R2 AND 880N2 2 ROW ROW CROPS
FENDER AND SIDE SHEET GROUP (CONTINUED)

Ref. No.	Part No.	No. Used		Description
		R2	N2	
12	*174502	1		Side Sheet, Inner, L.H.
	**138802	1		Side Sheet, Inner, L.H.
	*171757		1	Side Sheet, Inner, L.H.
	**139307		1	Side Sheet, Inner, L.H.
				8 88573 Cap Screw, Hex Head, 1/4" x 3/4"
				6 84909 Machine Screw, Hex Head, 1/4" x 3/4"
				14 80701 Plain Washer, 1/4"
13	137590	1		14 80682 Lockwasher, 1/4"
	139308		1	14 84942 Hex Nut, 1/4"
				Fender Tip Weld Assembly
				Fender Tip Weld Assembly
				4 87872 Cap Screw, Hex Head, 5/16" x 3/4"
				4 80664 Plain Washer, 5/16"
				4 80681 Lockwasher, 5/16"
14	137582	1		4 84943 Hex Nut, 5/16"
	139291		1	Side Sheet, Rear, R.H.
				Side Sheet, Rear, R.H.
				8 84467 Machine Screw, Truss Head, 1/4" x 1/2"
				2 88573 Cap Screw, Hex Head, 1/4" x 3/4"
				7 80701 Plain Washer, 1/4"
				10 80682 Lockwasher, 1/4"
15	137583	1		10 84942 Hex Nut, 1/4"
	139290		1	Side Sheet, Rear, L.H.
				Side Sheet, Rear, L.H.
				8 84467 Machine Screw, Truss Head, 1/4" x 1/2"
				2 88573 Cap Screw, Hex Head, 1/4" x 3/4"
				7 80701 Plain Washer, 1/4"
				10 80682 Lockwasher, 1/4"
16	137573	2	2	10 84942 Hex Nut, 1/4"
				Bracket
				4 84826 Carriage Bolt, 5/16" x 3/4"
				2 88682 Carriage Bolt, 3/8" x 1"
				4 80664 Plain Washer, 5/16"
				2 80702 Plain Washer, 3/8"
				4 80681 Lockwasher, 5/16"
17	263663	1	1	2 80680 Lockwasher, 3/8"
				4 84943 Hex Nut, 5/16"
				2 84944 Hex Nut, 3/8"
				Stalk Bumper Weld Assembly ---Replaces 138896
				2 88206 Cap Screw, Hex Head, 3/8" x 1"
				2 88011 Cap Screw, Hex Head, 3/8" x 1 1/4"
				4 80680 Lockwasher, 3/8"
18	246662	2	2	2 84944 Hex Nut, 3/8"
	163197	1	1	Clamp
19	**144169	1		Trash Shield
20	**144168	1		Bottom Rear Sheet
	**144168		1	Bottom Rear Sheet
	*171752	1	1	Bottom Rear Sheet
				4 84467 Machine Screw, Truss Head, 1/4" x 1/2"
				4 80701 Plain Washer, 1/4"
21	52367	1	1	4 80682 Lockwasher, 1/4"
22	58118	4	4	4 84942 Hex Nut, 1/4"
				Shear Bolt Holder
				Shear Bolt w/Nut

* Used on and above Serial No. 110201 on 880R2 and 110751 on 880N2

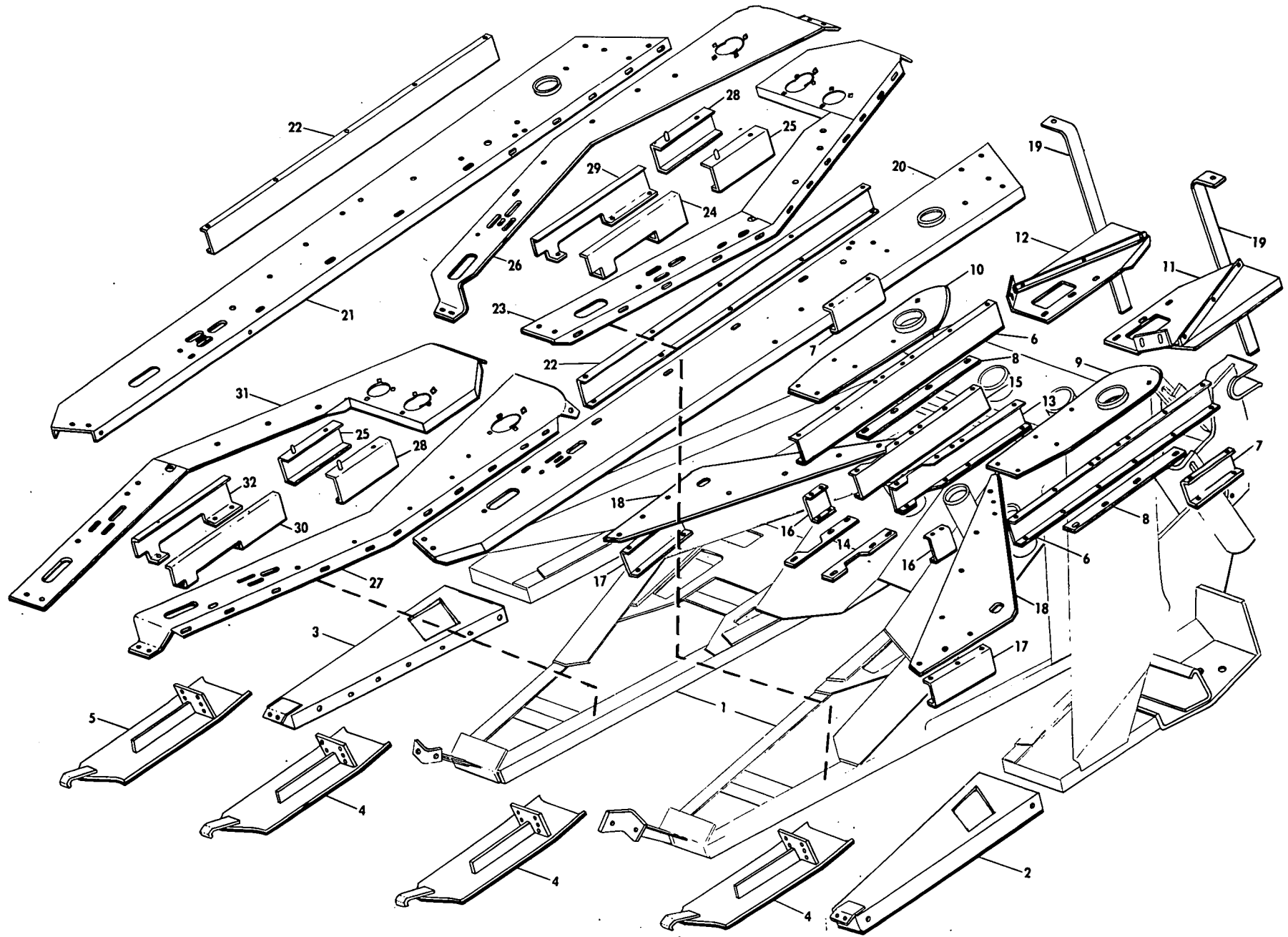
** Used on and below Serial No. 110200 on 880R2 and 110750 on 880N2

MODEL 880R2 AND 880N2 2 ROW ROW CROPS
 FENDER AND SIDE SHEET GROUP (CONTINUED)

Ref. No.	Part No.	No. Used		Description
		R2	N2	
23	251641	1		Wear Plate, L.H.
	251546		1	Wear Plate, L.H.
				3 84896 Machine Screw, Truss Head, 5/16" x 3/4"
				3 145458 Locknut, 5/16"
24	251640	1		Wear Plate, R.H.
	251545		1	Wear Plate, R.H.
				3 84896 Machine Screw, Truss Head, 5/16" x 3/4"
				3 145458 Locknut, 5/16"

MODEL 880N3 ROW CROP
MAIN FRAME, CHAINBOARDS AND CHAIN GUIDE CHANNELS

110



MODEL 880N3 ROW CROP
MAIN FRAME, CHAINBOARDS AND CHAIN GUIDE CHANNELS

Ref. No.	Part No.	No. Used	Description
1	178512	1	Frame Weld Assembly
2	226063	1	Extension Weld Assembly, L.H. ---Replaces 138885 3 88206 Cap Screw, Hex Head, 3/8" x 1" 3 80680 Lockwasher, 3/8" 3 84944 Hex Nut, 3/8"
3	226064	1	Extension Weld Assembly, R.H. ---Replaces 138884 3 88206 Cap Screw, Hex Head, 3/8" x 1" 3 80680 Lockwasher, 3/8" 3 84944 Hex Nut, 3/8"
4	137494	3	Shoe Weld Assembly, L.H. 6 88206 Cap Screw, Hex Head, 3/8" x 1" 2 34187 Washer, Special 6 80680 Lockwasher, 3/8" 6 84944 Hex Nut, 3/8"
5	137493	1	Shoe Weld Assembly, R.H. 2 88206 Cap Screw, Hex Head, 3/8" x 1" 2 34187 Washer, Special 2 80680 Lockwasher, 3/8" 2 84944 Hex Nut, 3/8"
6	164672	2	Channel, 25 7/8" Long 12 87872 Cap Screw, Hex Head, 5/16" x 3/4" 4 80664 Plain Washer, 5/16" 12 80681 Lockwasher, 5/16" 12 84943 Hex Nut, 5/16"
7	164671	2	Channel, 6" Long 4 87872 Cap Screw, Hex Head, 5/16" x 3/4" 4 80681 Lockwasher, 5/16" 4 84943 Hex Nut, 5/16"
8	164677	2	Wear Strip 8 88573 Cap Screw, Hex Head, 1/4" x 3/4" 8 87361 Plain Washer, 1/4" 8 80682 Lockwasher, 1/4" 8 84942 Hex Nut, 1/4"
9	164788	1	Stripper Weld Assembly, L.H. 5 88573 Cap Screw, Hex Head, 1/4" x 3/4" 3 87361 Plain Washer, 1/4" 5 80682 Lockwasher, 1/4" 5 84942 Hex Nut, 1/4"
10	164789	1	Stripper Weld Assembly, R.H. 5 88573 Cap Screw, Hex Head, 1/4" x 3/4" 3 87361 Plain Washer, 1/4" 5 80682 Lockwasher, 1/4" 5 84942 Hex Nut, 1/4"
11	164814	1	Lower Chainboard Stripper Weld Assembly, L.H. 3 88573 Cap Screw, Hex Head, 1/4" x 3/4" 2 87872 Cap Screw, Hex Head, 5/16" x 3/4" 2 84896 Machine Screw, Truss Head, 5/16" x 3/4" 3 87361 Plain Washer, 1/4" 4 80664 Plain Washer, 5/16" 3 80682 Lockwasher, 1/4" 4 80681 Lockwasher, 5/16" 3 84942 Hex Nut, 1/4" 4 84943 Hex Nut, 5/16"

CONTINUE

MAIN FRAME, CHAINBOARDS AND CHAIN GUIDE CHANNELS (CONTINUED)

Ref. No.	Part No.	No. Used	Description
12	164815	1	Lower Chainboard Stripper Weld Assembly, R.H. 3 88573 Cap Screw, Hex Head, 1/4" x 3/4" 2 87872 Cap Screw, Hex Head, 5/16" x 3/4" 2 84896 Machine Screw, Truss Head, 5/16" x 3/4" 3 87361 Plain Washer, 1/4" 4 80664 Plain Washer, 5/16" 3 80682 Lockwasher, 1/4" 4 80681 Lockwasher, 5/16" 3 84942 Hex Nut, 1/4" 4 84943 Hex Nut, 5/16"
13	167465	1	Channel, L.H. 6 87362 Plain Washer, 5/16" 6 80681 Lockwasher, 5/16" 6 84943 Hex Nut, 5/16"
14	164676	2	Wear Strip 6 88573 Cap Screw, Hex Head, 1/4" x 3/4" 6 80701 Plain Washer, 1/4" 6 80682 Lockwasher, 1/4" 6 84942 Hex Nut, 1/4"
15	167466	1	Channel, R.H. 6 87362 Plain Washer, 5/16" 6 80681 Lockwasher, 5/16" 6 84943 Hex Nut, 5/16"
16	164675	2	Channel 4 87872 Cap Screw, Hex Head, 5/16" x 3/4" 4 80681 Lockwasher, 5/16" 4 84943 Hex Nut, 5/16"
17	164674	2	Channel 4 88573 Cap Screw, Hex Head, 1/4" x 3/4" 4 87872 Cap Screw, Hex Head, 5/16" x 3/4" 4 80682 Lockwasher, 1/4" 4 80681 Lockwasher, 5/16" 4 84942 Hex Nut, 1/4" 4 84943 Hex Nut, 5/16"
18	164762	2	Wear Plate 10 88573 Cap Screw, Hex Head, 1/4" x 3/4" 4 84896 Machine Screw, Truss Head, 5/16" x 3/4" 10 80701 Plain Washer, 1/4" 4 80664 Plain Washer, 5/16" 10 80682 Lockwasher, 1/4" 4 80681 Lockwasher, 5/16" 10 84942 Hex Nut, 1/4" 4 84943 Hex Nut, 5/16"
19	137478	2	Brace 4 88011 Cap Screw, Hex Head, 3/8" x 1 1/4" 4 80680 Lockwasher, 3/8" 4 84944 Hex Nut, 3/8"
20	244985	1	Upper Chainboard Weld Assembly, Outer, L.H. ---Replaces 164823 2 88206 Cap Screw, Hex Head, 3/8" x 1" 2 80680 Lockwasher, 3/8" 2 84944 Hex Nut, 3/8"
21	244984	1	Upper Chainboard Weld Assembly, Outer, R.H. ---Replaces 164824 2 88206 Cap Screw, Hex Head, 3/8" x 1" 2 80680 Lockwasher, 3/8" 2 84944 Hex Nut, 3/8"

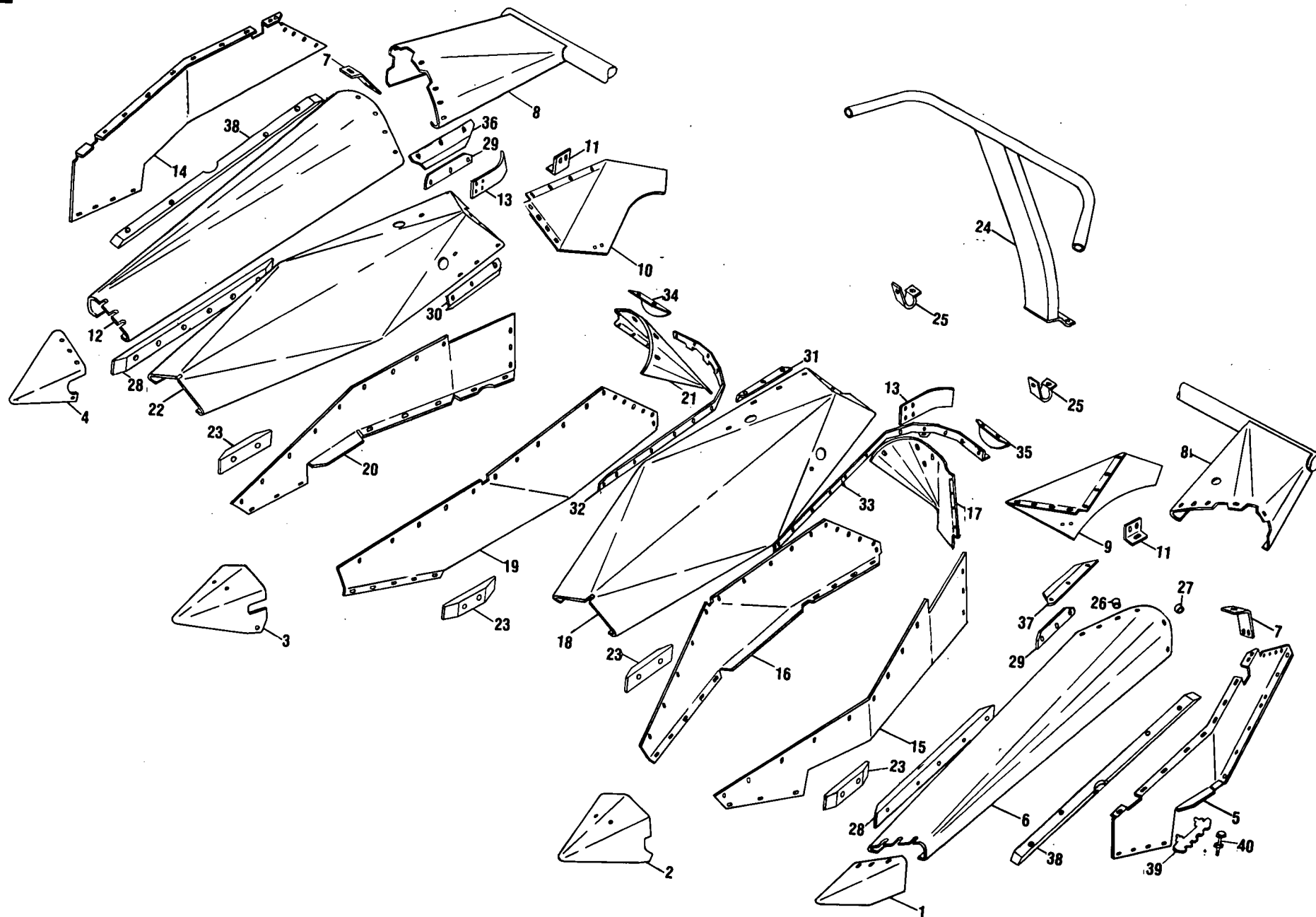
CONTINUE

MODEL 880N3 ROW CROP
MAIN FRAME, CHAINBOARDS AND CHAIN GUIDE CHANNELS (CONTINUED)

Ref. No.	Part No.	No. Used	Description
22	137577	2	Chain Guide Channel, Upper 8 87872 Cap Screw, Hex Head, 5/16" x 3/4" 2 88543 Cap Screw, Hex Head, 5/16" x 1" 13 80664 Plain Washer, 5/16" 2 80681 Lockwasher, 5/16" 2 84943 Hex Nut, 5/16"
23	227086	1	Upper Middle Chainboard Weld Assembly, L.H. ---Replaces 164840 2 88434 Cap Screw, Hex Head, 3/8" x 3/4" 2 80680 Lockwasher, 3/8" 2 84944 Hex Nut, 3/8"
24	164668	1	Channel Upper Left Island, L.H. 3 88543 Cap Screw, Hex Head, 5/16" x 1" 3 80664 Plain Washer, 5/16" 3 80681 Lockwasher, 5/16" 3 84943 Hex Nut, 5/16"
25	164640	2	Chain Guide Weld Assembly, L.H. 4 87872 Cap Screw, Hex Head, 5/16" x 3/4" 4 80664 Plain Washer, 5/16" 4 80681 Lockwasher, 5/16" 4 84943 Hex Nut, 5/16"
26	227085	1	Upper Center Chainboard Weld Assembly, R.H. ---Replaces 164755 2 88434 Cap Screw, Hex Head, 3/8" x 3/4" 2 80680 Lockwasher, 3/8" 2 84944 Hex Nut, 3/8"
27	227084	1	Upper Center Chainboard Weld Assembly, L.H. ---Replaces 164756 2 88206 Cap Screw, Hex Head, 3/8" x 1" 2 80702 Plain Washer, 3/8" 2 80680 Lockwasher, 3/8" 2 84944 Hex Nut, 3/8"
28	164643	2	Chain Guide Weld Assembly 4 87872 Cap Screw, Hex Head, 5/16" x 3/4" 4 80664 Plain Washer, 5/16" 4 80681 Lockwasher, 5/16" 4 84943 Hex Nut, 5/16"
29	164669	1	Channel, Left Island, R.H. 3 88543 Cap Screw, Hex Head, 5/16" x 1" 3 80664 Plain Washer, 5/16" 3 80681 Lockwasher, 5/16" 3 84943 Hex Nut, 5/16"
30	164670	1	Channel, Right Island, L.H. 3 87872 Cap Screw, Hex Head, 5/16" x 3/4" 3 80681 Lockwasher, 5/16" 3 84943 Hex Nut, 5/16"
31	227087	1	Upper Middle Chainboard Weld Assembly, R.H. ---Replaces 164839 2 88206 Cap Screw, Hex Head, 3/8" x 1" 2 80702 Plain Washer, 3/8" 2 80680 Lockwasher, 3/8" 2 84944 Hex Nut, 3/8"
32	164667	1	Channel, Right Island, R.H. 3 87872 Cap Screw, Hex Head, 5/16" x 3/4" 3 80681 Lockwasher, 5/16" 3 84943 Hex Nut, 5/16"

MODEL 880N3 ROW CROP
DIVIDER POINTS, FENDERS AND STALK BREAKER GROUP

114



MODEL 880 N3 ROW CROP
DIVIDER POINTS, FENDERS AND STALK BREAKER GROUP

Ref. No.	Part No.	No. Used	Description
1	137502	1	Divider Point Weld Assembly, R.H. 2 87101 Machine Screw, Truss Head, 3/8" x 3/4" 4 84896 Machine Screw, Truss Head, 5/16" x 3/4" 4 80664 Plain Washer, 5/16" 2 80680 Lockwasher, 3/8" 4 80681 Lockwasher, 5/16" 2 84944 Nut, 3/8" 4 84943 Nut, 5/16"
2	164787	1	Gathering Point Weld Assembly, L.H. 4 87101 Machine Screw, Truss Head, 3/8" x 3/4" 4 80680 Lockwasher, 3/8" 4 84944 Nut, 3/8"
3	164786	1	Gathering Point Weld Assembly, R.H. 4 87101 Machine Screw, Truss Head, 3/8" x 3/4" 4 80680 Lockwasher, 3/8" 4 84944 Nut, 3/8"
4	137594	1	Divider Point Weld Assembly, R.H. 2 87101 Machine Screw, Truss Head, 3/8" x 3/4" 4 84896 Machine Screw, Truss Head, 5/16" x 3/4" 4 80664 Plain Washer, 5/16" 2 80680 Lockwasher, 3/8" 4 80681 Lockwasher, 5/16" 2 84944 Nut, 3/8" 4 84943 Nut, 5/16"
5	164826	1	Side Sheet Outside Weld Assembly, L.H. 7 84468 Machine Screw, Truss Head, 1/4" x 5/8" 4 84909 Machine Screw, Truss Head, 1/4" x 3/4" 11 80701 Plain Washer, 1/4" 11 80682 Lockwasher, 1/4" 11 84942 Nut, 1/4"
6	137585	1	Fender, Left Hand 5 88542 Cap Screw, 1/4" x 1/2" 5 84467 Machine Screw, Truss Head, 1/4" x 1/2" 10 80701 Plain Washer, 1/4" 10 80682 Lockwasher, 1/4" 10 84942 Nut, 1/4"
7	165563	2	Brace 4 84896 Machine Screw, Truss Head, 5/16" x 3/4" 4 80664 Plain Washer, 5/16" 4 80681 Lockwasher, 5/16" 4 84943 Nut, 5/16"
8	164784	1	Fender Tip Weld Assembly 6 87872 Cap Screw, 5/16" x 3/4" 6 80299 Plain Washer, 5/16" 6 80681 Lockwasher, 5/16" 6 84943 Nut, 5/16"
9	165233	1	Rear Side Sheet Outside, L.H. 4 84467 Machine Screw, Truss Head, 1/4" x 1/2" 2 84826 Carriage Bolt, 5/16" x 3/4" 4 80701 Plain Washer, 1/4" 2 80664 Plain Washer, 5/16" 4 80682 Lockwasher, 1/4" 2 80681 Lockwasher, 5/16" 4 84942 Nut, 1/4" 2 84944 Nut, 5/16"

CONTINUE

MODEL 880 N3 ROW CROP
DIVIDER POINTS, FENDERS AND STALK BREAKER GROUP (CONTINUED)

Ref. No.	Part No.	No. Used	Description
10	165234	1	Rear Side Sheet Outside, R.H. 4 84467 Machine Screw, Truss Head, 1/4" x 1 1/2" 2 84826 Carriage Bolt, 5/16" x 3/4" 4 80701 Plain Washer, 1/4" 2 80664 Plain Washer, 5/16" 4 80682 Lockwasher, 1/4" 2 80681 Lockwasher, 5/16" 4 84942 Hex Nut, 1/4" 2 84943 Hex Nut, 5/16"
11	137573	2	Bracket 2 88682 Carriage Bolt, 3/8" x 1" 2 80702 Plain Washer, 3/8" 2 80680 Lockwasher, 3/8" 2 84944 Hex Nut, 3/8"
12	137584	1	Fender, R.H. 5 88542 Cap Screw, Hex Head, 1/4" x 1/2" 5 84467 Machine Screw, Truss Head, 1/4" x 1/2" 10 80701 Plain Washer, 1/4" 10 80682 Lockwasher, 1/4" 10 84942 Hex Nut, 1/4"
13	227088	2	Guide ---Replaces 184115 8 84896 Machine Screw, Truss Head, 5/16" x 3/4" 8 80681 Lockwasher, 5/16" 8 84943 Hex Nut, 5/16"
14	164825	1	Side Sheet Weld Assembly, R.H. 7 84468 Machine Screw, Truss Head, 1/4" x 5/8" 4 84909 Machine Screw, Truss Head, 1/4" x 3/4" 11 80701 Plain Washer, 1/4" 11 80682 Lockwasher, 1/4" 11 84942 Hex Nut, 1/4"
15	*164781	1	Side Sheet Middle Weld Assembly, L.H.
	**227119	1	Side Sheet Middle Weld Assembly, L.H. 3 84896 Machine Screw, Truss Head, 5/16" x 3/4" 7 84468 Machine Screw, Truss Head, 1/4" x 5/8" 3 80664 Plain Washer, 5/16" 7 80701 Plain Washer, 1/4" 3 80681 Lockwasher, 5/16" 7 80682 Lockwasher, 1/4" 3 84943 Hex Nut, 5/16" 7 84942 Hex Nut, 1/4"
16	164783	1	Side Sheet Weld Assembly, L.H. 5 84896 Machine Screw, Truss Head, 5/16" x 3/4" 13 84468 Machine Screw, Truss Head, 1/4" x 5/8" 1 84909 Machine Screw, Truss Head, 1/4" x 3/4" 5 80664 Plain Washer, 5/16" 14 80701 Plain Washer, 1/4" 5 80681 Lockwasher, 5/16" 14 80682 Lockwasher, 1/4" 5 84943 Hex Nut, 5/16" 14 84942 Hex Nut, 1/4"
17	*164857	1	Rear Panel, L.H.
	**227118	1	Rear Panel Weld Assembly, L.H. 5 84467 Machine Screw, Truss Head, 1/4" x 1/2" 4 88542 Cap Screw, Hex Head, 1/4" x 1/2" 1 84909 Machine Screw, Truss Head, 1/4" x 3/4" 7 80701 Plain Washer, 1/4" 10 80682 Lockwasher, 1/4" 6 84942 Hex Nut, 1/4"

CONTINUE

MODEL 880 N3 ROW CROP
DIVIDER POINTS, FENDERS AND STALK BREAKER GROUP (CONTINUED)

Ref. No.	Part No.	No. Used	Description
18	227089	1	Top Panel Weld Assembly, L.H. ---Replaces 164859 2 88206 Cap Screw, Hex Head, 3/8" x 1" 2 80681 Lockwasher, 3/8"
19	164782	1	Side Sheet Weld Assembly, R.H. 5 84896 Machine Screw, Truss Head, 5/16" x 3/4" 13 84468 Machine Screw, Truss Head, 1/4" x 5/8" 1 84909 Machine Screw, Truss Head, 1/4" x 3/4" 5 80664 Plain Washer, 5/16" 14 80701 Plain Washer, 1/4" 5 80681 Lockwasher, 5/16" 14 80682 Lockwasher, 1/4" 5 84943 Hex Nut, 5/16" 14 84942 Hex Nut, 1/4"
20	*164780	1	Side Sheet Weld Assembly, R.H.
	**227120	2	Side Sheet Weld Assembly, R.H. 3 84896 Machine Screw, Truss Head, 5/16" x 3/4" 7 84468 Machine Screw, Truss Head, 1/4" x 5/8" 3 80664 Plain Washer, 5/16" 7 80701 Plain Washer, 1/4" 3 80681 Lockwasher, 5/16" 7 80682 Lockwasher, 1/4" 3 84943 Hex Nut, 5/16" 7 84942 Hex Nut, 1/4"
21	*164856	1	Rear Panel, R.H.
	**227117	1	Rear Panel Weld Assembly, R.H. 5 84467 Machine Screw, Truss Head, 1/4" x 1/2" 4 88503 Cap Screw, Hex Head, 1/4" x 1/2" 1 84909 Machine Screw, Truss Head, 1/4" x 3/4" 7 80701 Plain Washer, 1/4" 10 80682 Lockwasher, 1/4" 6 84942 Hex Nut, 1/4"
22	227090	1	Top Panel Weld Assembly, R.H. ---Replaces 164858 2 88206 Cap Screw, Hex Head, 3/8" x 1" 2 80681 Lockwasher, 3/8"
23	137562	AR	Chain Support (6 used BSN, 4 used ASN 138536) AR 84484 Machine Screw, Truss Head, 1/4" x 1 1/4" AR 80701 Plain Washer, 1/4" AR 80682 Lockwasher, 1/4" AR 84942 Hex Nut, 1/4"
24	246667	1	Stalk Bumper Weld Assembly ---Replaces 243279 2 84870 Cap Screw, Hex Head, 3/8" x 1 1/4" 2 87094 Cap Screw, Hex Head, 3/8" x 1" 4 80680 Lockwasher, 3/8" 2 84944 Hex Nut, 3/8"
25	246662	2	Clamp
26	47308	6	Spacer 4 84484 Machine Screw, Truss Head, 1/4" x 1 1/4" 4 80701 Plain Washer, 1/4" 4 80682 Lockwasher, 1/4" 4 84942 Hex Nut, 1/4"
27	00293	2	Spacer 2 84764 Machine Screw, Truss Head, 1/4" x 1 3/4" 2 80701 Plain Washer, 1/4" 2 80682 Lockwasher, 1/4" 2 84942 Hex Nut, 1/4"

AR - As Required

CONTINUE

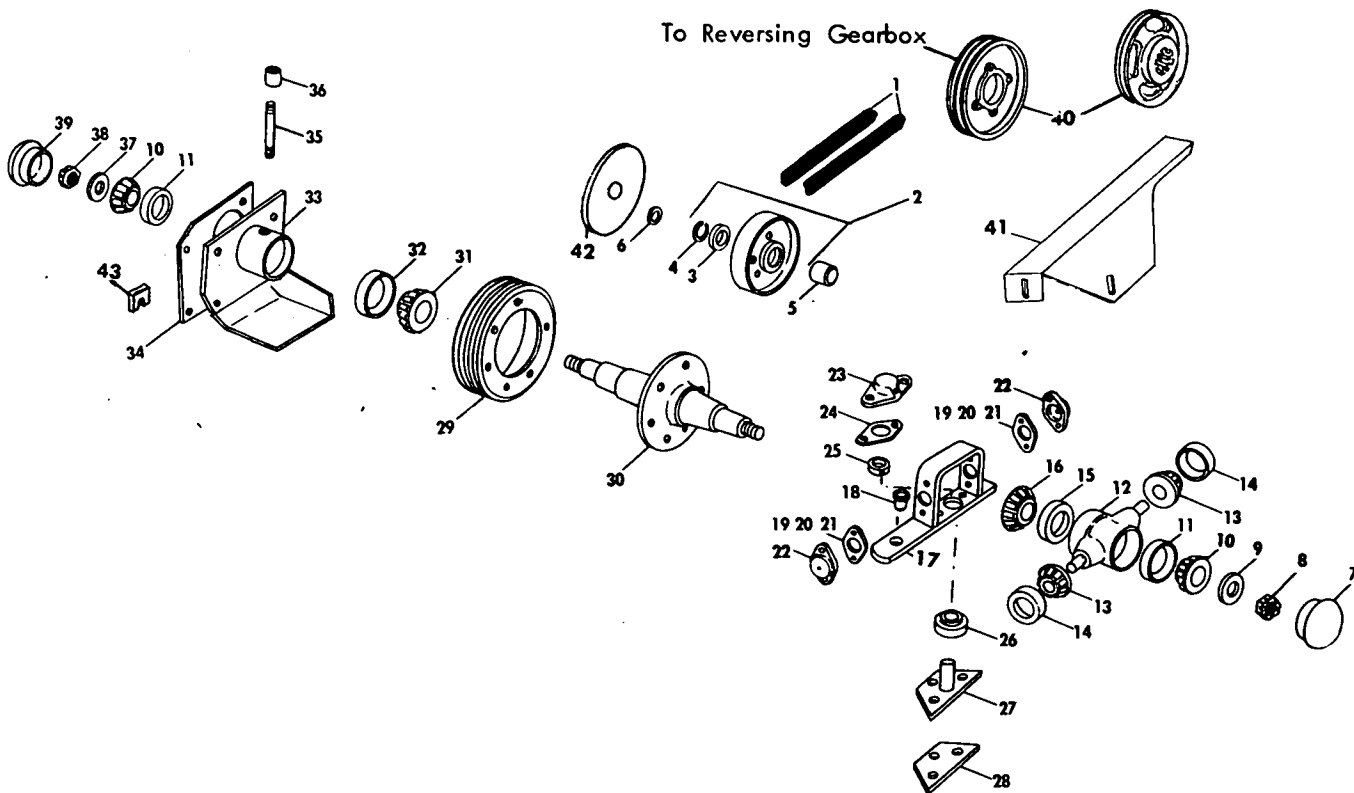
MODEL 880 N3 ROW CROP
DIVIDER POINTS, FENDERS AND STALK BREAKER GROUP (CONTINUED)

Ref. No.	Part No.	No. Used	Description
28	**226971	2	Chain Support 10 87252 Machine Screw, Truss Head, 1/4" x 1" 10 80701 Plain Washer, 1/4" 10 80682 Lockwasher, 1/4" 10 84942 Hex Nut, 1/4"
29	**226481	2	Stripper 2 84909 Machine Screw, Truss Head, 1/4" x 3/4" 2 80701 Plain Washer, 1/4" 2 80682 Lockwasher, 1/4" 2 84942 Hex Nut, 1/4"
30	**226480	1	Stripper, R.H. 5 135632 Lockscrew, 5/16" x 1/2" 5 145458 Locknut, 5/16"
31	**226479	1	Stripper, L.H. 5 135632 Lockscrew, 5/16" x 1/2" 5 145458 Locknut, 5/16"
32	**226570	1	Stripper, R.H.
33	**226571	1	Stripper, L.H.
34	**227028	1	Guard, R.H. 2 135632 Lockscrew, 5/16" x 1/2" 2 145458 Locknut, 5/16"
35	**227027	1	Guard, L.H. 2 135632 Lockscrew, 5/16" x 1/2" 2 145458 Locknut, 5/16"
36	**226569	1	Stripper, R.H.
37	**226972	1	Stripper, L.H.
38	**227083	2	Wear Strip 8 87252 Machine Screw, Truss Head, 1/4" x 1" 8 80701 Plain Washer, 1/4" 8 80682 Lockwasher, 1/4" 8 84942 Hex Nut, 1/4"
39	52367	1	Shear Bolt Holder
40	+244987	4	Shear Bolt Assembly
	++ 58118	4	Shear Bolt Assembly

- * Used on and below Serial No. 138535
- ** Used on and above Serial No. 138536
- + Used on and below Serial No. 221458
- ++ Used on and above Serial No. 221459

NOTES

MODEL 880N3 ROW CROP
KNIFE DRIVE GROUP



Ref. No.	Part No.	No. Used	Description
1	248752	1	Power Band "V" Belt ---Replaces 164706, 198683
2	128249	1	Idler Assembly w/Bearing and Retaining Ring
3	65391	1	Ball Bearing
4	12084	1	Retaining Ring
5	39233	1	Hub
6	36911	2	Washer, Special 1 280119 Cap Screw, Hex Head, 5/8" x 3 1/2", Grade 5 7 87365 Plain Washer, 5/8" 1 84057 Lockwasher, 5/8" 1 84947 Hex Nut, 5/8"
7	249128	1	Hub Cap
8	84996	1	Hex Slotted Nut, 3/4"
9	32362	1	Washer, Special
10	36726	2	Bearing Cone
11	36723	2	Bearing Cup
12	130682	1	Hub and Bearing Cup Assembly
13	67372	2	Cone w/Seal
14	36725	2	Cup
15	67526	1	Bearing Cup
16	67527	1	Bearing Cone
17	134144	1	Yoke Weld Assembly w/Ref. 18
18	127637	1	Bushing
19	126106	AR	Shim, .020" Thick
20	67375	AR	Shim, .005" Thick
21	126105	AR	Shim, .007" Thick
22	130683	2	Cap 2 87415 Grease Fitting, 1/4", 90°, Self-Tapping 4 88011 Cap Screw, Hex Head, 3/8" x 1 1/4" 4 80680 Lockwasher, 3/8"

AR - As Required

CONTINUE

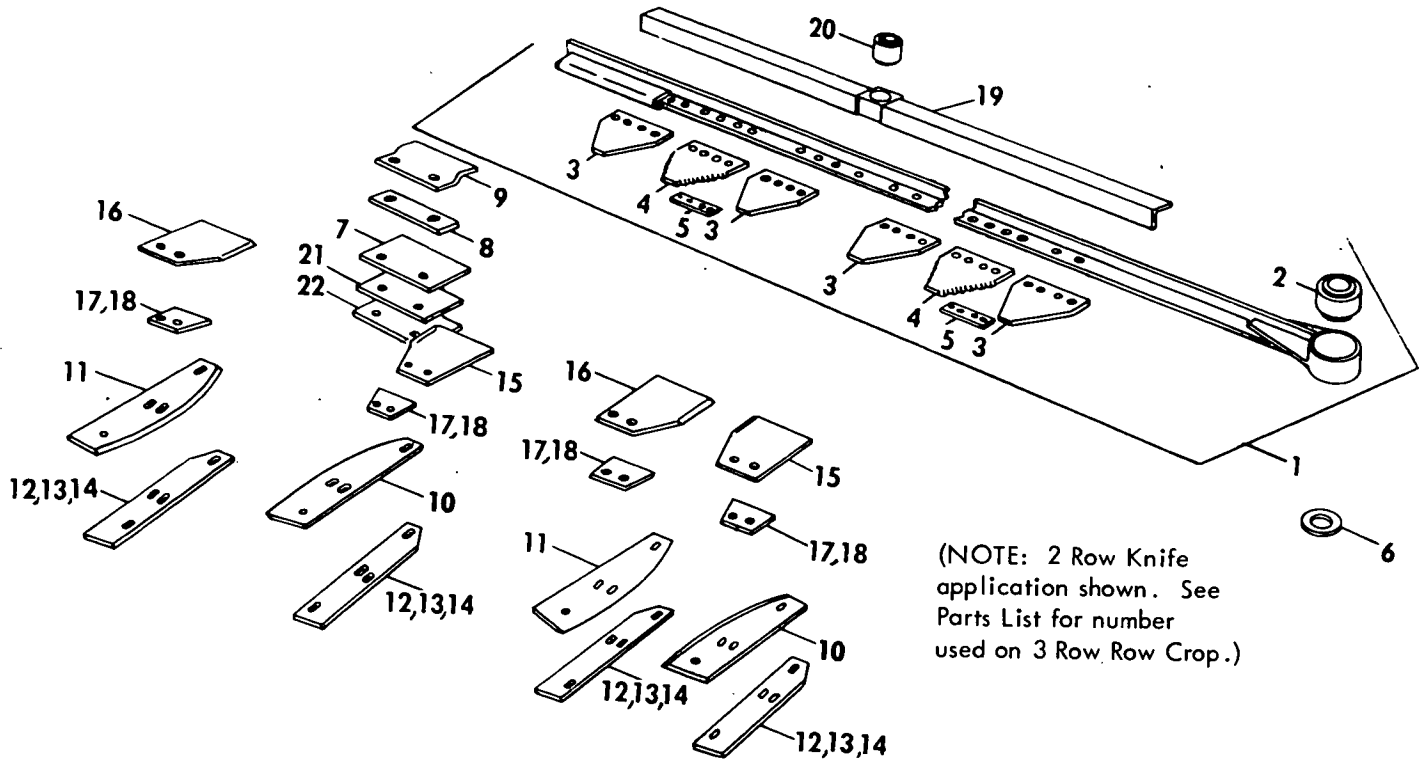
MODEL 880N3 ROW CROP
KNIFE DRIVE GROUP (CONTINUED)

Ref. No.	Part No.	No. Used	Description
23	134485	1	Bearing Cap 1 87414 Grease Fitting, 1/4", Straight, Self-Tapping 2 88206 Cap Screw, Hex Head, 3/8" x 1" 2 80680 Lockwasher, 3/8"
24	134486	1	Gasket
25	38260	1	Collar
26	134130	1	Bearing
27	134142	1	Pivot Arm Support Weld Assembly 3 87670 Cap Screw, Hex Head, 1/2" x 1 1/4" 3 80679 Lockwasher, 1/2"
28	134139	1	Pivot Pin Spacer
29	164832	1	Sheave 6 88546 Cap Screw, Hex Head, 3/8" x 2 1/4" 6 80680 Lockwasher, 3/8"
30	222114	1	Wobble Joint Spindle ---Replaces 134225 2 80740 Cotter Pin, 1/8" x 1 1/2"
*31	44419	1	Bearing Cone -- Manufacturers #18790
	287902	1	Bearing Cone -- Manufacturers #LM10949
32	44676	1	Bearing Cup -- Manufacturers #18720
	287066	1	Bearing Cup -- Manufacturers #LM104911
33	287910	1	Bearing Support Weld Assembly w/Cups #36723 and #287066 ---Replaces 164750 4 88555 Cap Screw, Hex Head, 5/8" x 2" 4 52828 Washer, Special 2 26129 Washer, Special 4 84057 Lockwasher, 5/8" 2 84947 Hex Nut, 5/8"
34	164704	1	Shim
35	124160	1	Grease Line
36	91932	1	Pipe Coupling, 1/8" 1 80717 Grease Fitting, 1/8" P.T., 45°
37	56867	1	Washer
38	116311	1	Hex Slotted Nut
39	249129	1	Hub Cap ---Replaces 28702
40	224272	1	Drive Sheave, 6 1/4" O.D. -- Used on 890
	195182	AR	Drive Sheave, 7 3/4" O.D. -- Used on 880, 1880 and 1890
	164798	AR	Drive Sheave, 8 1/4" O.D. -- Used on 880, 1880 and 1890
41	172112	1	Shield 1 84896 Machine Screw, Truss Head, 5/16" x 3/4" 1 80664 Plain Washer, 5/16" 1 80681 Lockwasher, 5/16" 1 84943 Hex Nut, 5/16"
42	186470	1	Guide
43	66271	AR	Shim

* Check manufacturers number to order appropriate Bearing Cup and Cone.

AR - As Required

MODEL 880N3 ROW CROP
KNIFE GROUP
USED ON AND BELOW SERIAL NO. 111260



Ref. No.	Part No.	No. Used	Description
1	175182	1	Knife Assembly w/Bushing 1 88143 Cap Screw, Hex Head, 1/2" x 3 1/4" UNF 1 80679 Lockwasher, 1/2" 1 84952 Hex Nut, 1/2" UNF
2	134182	1	Bushing
3	174689	6	Blank Section 24 81194 Rivet, Flat Head, 1/4" x 3/4"
4	171381	3	Knife Section
5	174690	3	Spacer 12 81194 Rivet, Flat Head, 1/4" x 3/4"
6	65319	1	Washer, Special
7	143866	1	Plate 2 88543 Cap Screw, Hex Head, 5/16" x 1" 2 80681 Lockwasher, 5/16" 2 84943 Hex Nut, 5/16"
8	33253	AR	Spacer
9	143870	1	Sickle Back Holddown
10	138715	3	Side Knife, L.H. 3 87044 Plow Bolt, 5/16" x 1" 3 88011 Cap Screw, Hex Head, 3/8" x 1 1/4" 3 80702 Plain Washer, 3/8" 3 80681 Lockwasher, 5/16" 3 80680 Lockwasher, 3/8" 3 84943 Hex Nut, 5/16" 3 84944 Hex Nut, 3/8"

AR - As Required

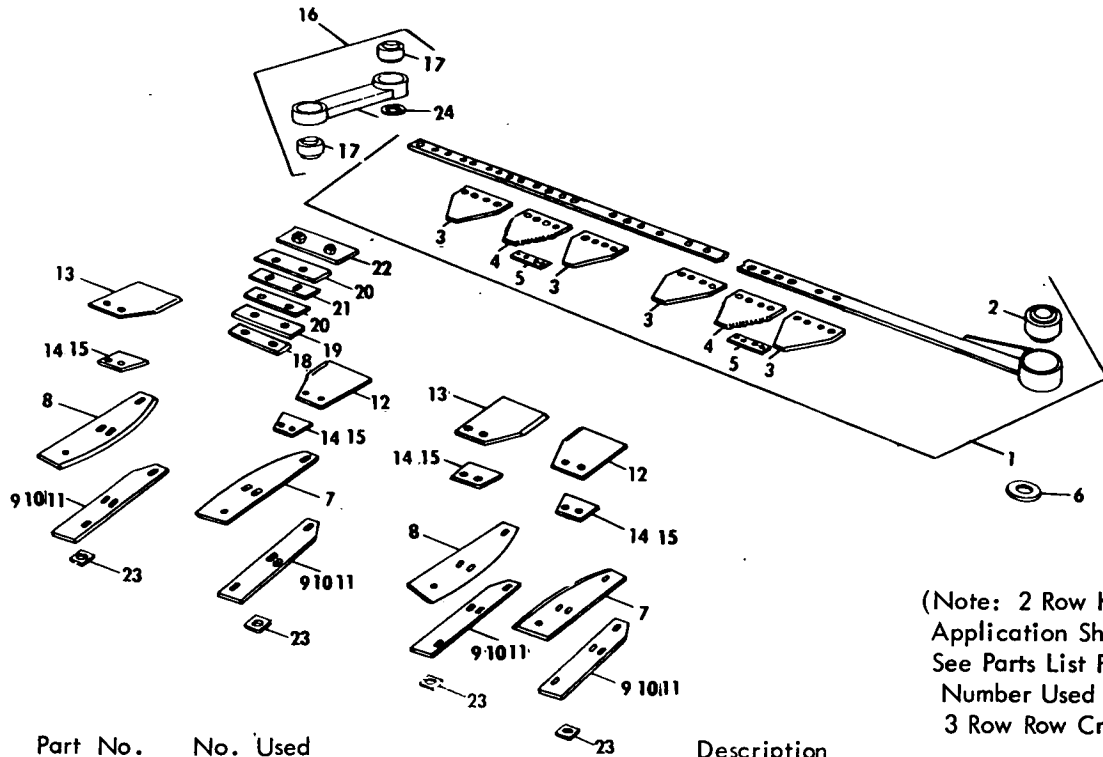
CONTINUE

MODEL 880N3 ROW CROP
KNIFE GROUP (CONTINUED)
USED ON AND BELOW SERIAL NO. 111260

Ref. No.	Part No.	No. Used	Description
11	138716	3	Side Knife, R.H. 3 87044 Plow Bolt, 5/16" x 1" 3 88011 Cap Screw, Hex Head, 3/8" x 1 1/4" 3 80702 Plain Washer, 3/8" 3 80681 Lockwasher, 5/16" 3 80680 Lockwasher, 3/8" 3 84943 Hex Nut, 5/16" 3 84944 Hex Nut, 3/8"
12	138717	AR	Shim, .015" Thick
13	138718	AR	Shim, .036" Thick
14	138719	AR	Shim, .060" Thick
15	187429	3	Top Side Knife, L.H. 6 88044 Cap Screw, Hex Head, 3/8" x 1 1/2" 6 80680 Lockwasher, 3/8" 6 84944 Hex Nut, 3/8"
16	188771	3	Top Side Knife, R.H. 6 88044 Cap Screw, Hex Head, 3/8" x 1 1/2" 6 80680 Lockwasher, 3/8" 6 84944 Hex Nut, 3/8"
17	187428	6	Spacer (Shown)
18	187427	AR	Spacer, "U" Type (Not Shown)
19	143871	1	Pivot Angle Weld Assembly w/Bushing 1 87630 Cap Screw, Hex Head, 5/8" x 2 1/2"
20	143872	1	Bushing
21	167654	AR	Shim, .060" Thick
22	167655	AR	Shim, .015" Thick

AR - As Required

MODEL 880 N3 ROW CROP
KNIFE GROUP
USED ON AND ABOVE SERIAL NO. 111621



(Note: 2 Row Knife Application Shown. See Parts List For Number Used On 3 Row Row Crop)

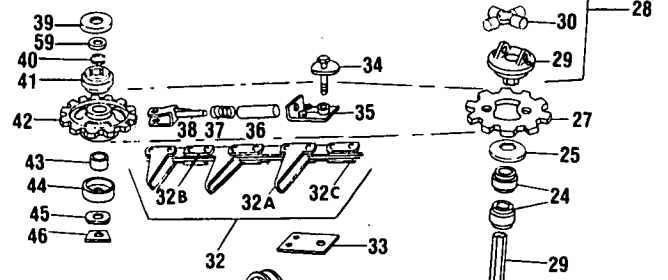
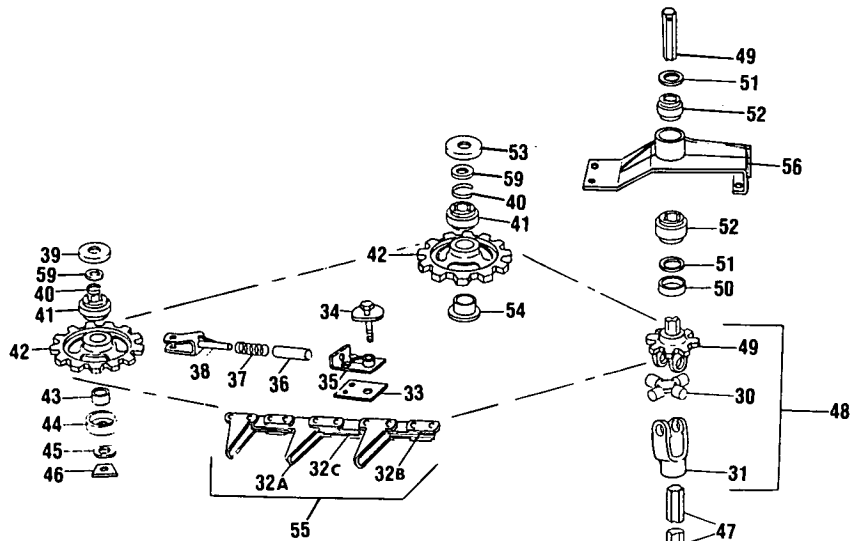
Ref. No.	Part No.	No. Used	Description
1	248757	1	Knife Assembly w/Bushing #254132 ---Replaces 178596 1 280114 Hex Head, Cap Screw, 1/2" x 4" (N.F.) 1 80679 Lockwasher, 1/2" 1 84952 Hex Nut, 1/2"
2	254132	1	Bushing ---Replaces 237851
3	174689	6	Blank Section 24 81194 Flat Head, Rivet, 1/4" x 3/4"
4	171381	3	Knife Section
5	174690	3	Spacer 12 81194 Flat Head Rivet, 1/4" x 3/4"
6	65319	1	Washer
7	138715	3	Side Knife, Left Hand 3 88011 Hex Head, Cap Screw, 3/8" x 1 1/4" 3 87044 Plow Bolt, 5/16" x 1" 6 80702 Plain Washer, 3/8" 3 80664 Plain Washer, 5/16" 3 80680 Lockwasher, 3/8" 3 80681 Lockwasher, 5/16" 3 84944 Hex Nut, 3/8" 3 84943 Hex Nut, 5/16"
8	138716	3	Side Knife, Right Hand 3 88011 Hex Head, Cap Screw, 3/8" x 1 1/4" 3 87044 Plow Bolt, 5/16" x 1" 6 80702 Plain Washer, 3/8" 3 80664 Plain Washer, 5/16" 3 80680 Lockwasher, 3/8" 3 80681 Lockwasher, 5/16" 3 84944 Hex Nut, 3/8" 3 84943 Hex Nut, 5/16"
9	138717	AR	Shim, .015" (28 Ga.) Thick
10	138718	AR	Shim, .036" (20 Ga.) Thick
11	138719	AR	Shim, .060" (16 Ga.) Thick

MODEL 880N3 ROW CROP
 KNIFE GROUP (CONTINUED)
 USED ON AND ABOVE SERIAL NO. 111621

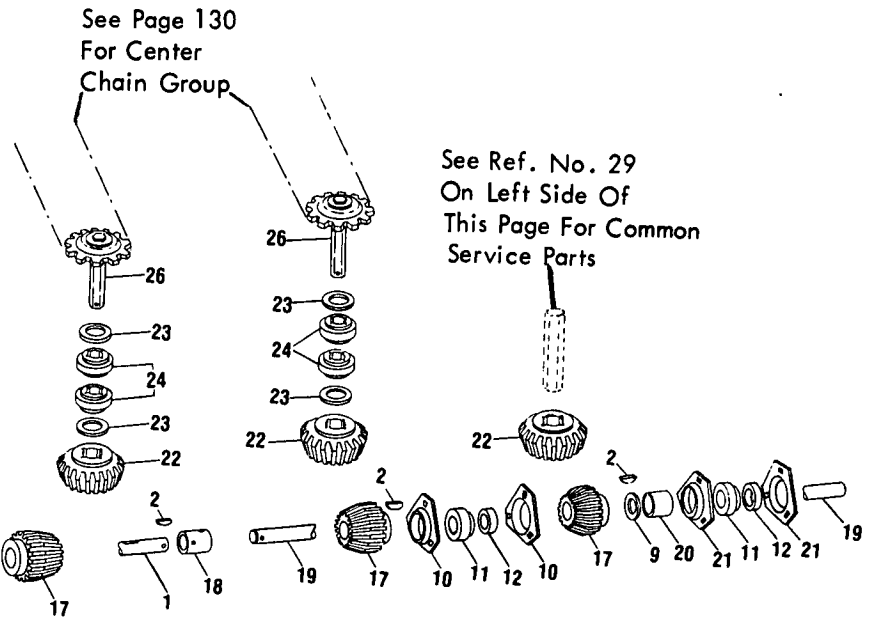
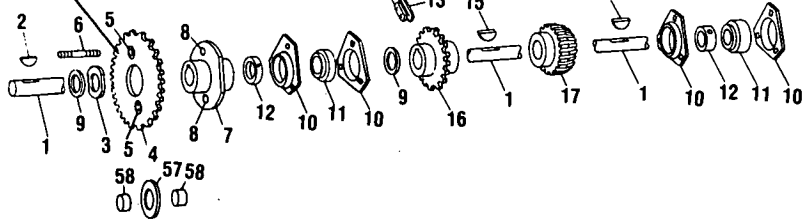
Ref. No.	Part No.	No. Used	Description
12	187429	3	Top Side Knife, L.H. 6 88044 Cap Screw, Hex Head, 3/8" x 1 1/2" 6 80702 Plain Washer, 3/8" 6 80680 Lockwasher, 3/8" 6 84944 Hex Nut, 3/8"
13	188771	3	Top Side Knife, R.H. 6 88044 Cap Screw, Hex Head, 3/8" x 1 1/2" 6 80702 Plain Washer, 3/8" 6 80680 Lockwasher, 3/8" 6 84944 Hex Nut, 3/8"
14	187428	6	Spacer (Shown)
15	187427	AR	Spacer, "U" Type (Not Shown)
16	169145	1	Support w/Bushing 2 87974 Cap Screw, Hex Head, 1/2" x 2 3/4" 2 80679 Lockwasher, 1/2" 2 84946 Hex Nut, 1/2"
17	134182	2	Bushing
18	224511	2	Spacer
19	130881	AR	Shim, .015" Thick
20	130878	1	Wear Plate
21	130880	1	Spacer
22	130883	1	Wear Plate Weld Assembly 2 88428 Cap Screw, Hex Head, 3/8" x 1 3/4" 2 80680 Lockwasher, 3/8"
23	143585	6	Spacer
24	36823	AR	Plain Washer, 1/2", .015" Thick
	64263	AR	Plain Washer, 1/2", .060" Thick

AR - As Required

MODEL 880N3 ROW CROP
 MAIN DRIVE AND OUTBOARD GATHERING CHAINS W/SPROCKETS
 UPPER AND LOWER (LEFT SIDE SHOWN)



See Page 23 Ref. No. 10
 For Chain



MODEL 880 N3 ROW CROP
 MAIN DRIVE AND OUTBOARD GATHERING CHAINS W/SPROCKETS
 UPPER AND LOWER (LEFT SIDE SHOWN)

Ref. No.	Part No.	No. Used	Description
1	164766	1	Main Drive Shaft, L.H. 1 80736 Cotter Pin, 3/16" x 1 3/4"
2	87123	5	Woodruff Key, #28, 5/16" x 2 1/8"
3	32867	2	Washer, Special
4	*137486	1	24 Tooth Sprocket w/Sleeve #58148
	**122738	1	24 Tooth Sprocket w/Sleeve #58148
	*137485	1	20 Tooth Sprocket w/Sleeve #58148
	**122737	1	28 Tooth Sprocket w/Sleeve #58148
	*137489	1	28 Tooth Sprocket w/Sleeve #58148
	**122754	1	34 Tooth Sprocket w/Sleeve #58148
	*164740	1	34 Tooth Sprocket w/Sleeve #58148
	**245121	1	38 Tooth Sprocket w/Sleeve #58148
5	58148	2	Shear Bolt Sleeve
6	*244987	2	Shear Bolt w/Nut
	** 58118	2	Shear Bolt w/Nut
7	*137592	1	Shear Hub Weld Assembly w/Sleeve #58147
	**245118	1	Shear Hub Weld Assembly w/Sleeve #245117 2 80435 Set Screw, Hex Socket Cup Point, 3/8" x 3/4" 2 84969 Jam Nut, 3/8"
8	* 58147	2	Shear Bolt Sleeve
	**245117	2	Shear Bolt Sleeve
9	146258	AR	Washer ---Replaces 32455
10	182937	6	Flangette 2 84867 Carriage Bolt, 3/8" x 3/4" 4 88682 Carriage Bolt, 3/8" x 1" 3 87494 Carriage Bolt, 3/8" x 1 1/4" 9 80680 Lockwasher, 3/8" 9 84944 Nut, 3/8"
11	38766	4	Bearing
12	38767	4	Collar 4 80429 Set Screw, 5/16" x 5/16"
13	122896	1	Feeder Drive Chain, RC 50, 70 Pitches
	25816	AR	Offset Link, #RC 50
	25194	AR	Connecting Link (Spring Clip Type) #RC 50
	25805	AR	Roller Link, #RC 50
14	35469	1	Chain Idler Assembly 1 88590 Carriage Bolt, 1/2" x 3" AR 80700 Plain Washer, 1/2" 1 80679 Lockwasher, 1/2" 1 84946 Nut, 1/2"
15	80410	1	Woodruff Key, #9, 5/16" x 1"
16	164639	1	Sprocket Weld Assembly
17	40912	4	Bevel Pinion 8 80435 Set Screw, Hex Socket Cup Point, 3/8" x 3/4" 8 84969 Jam Nut, 3/8"
18	164732	1	Coupling 2 126656 Cap Screw (Special) 2 80855 Locknut, 3/8"-24, Grade C
19	164807	1	Main Drive Shaft, R.H.
20	139939	1	Split Spacer
21	43048	2	Flangette 3 87494 Carriage Bolt, 3/8" x 1 1/4" 3 80680 Lockwasher, 3/8" 3 84944 Nut, 3/8"

AR - As Required

* Used on and below Serial No. 221458

** Used on and above Serial No. 221459

CONTINUE

MODEL 880 N3 ROW CROP
 MAIN DRIVE AND OUTBOARD GATHERING CHAINS W/SPROCKETS
 UPPER AND LOWER (LEFT SIDE SHOWN) (CONTINUED)

Ref. No.	Part No.	No. Used	Description
22	138759	4	Miter Gear
23	36633	AR	Washer, .060" Thick
	38741	AR	Washer, .036" Thick
24	135423	8	Ball Bearing
25	137564	2	Shield Washer
26	164649	2	Sprocket Weld Assembly 2 87398 Cotter Pin, 3/16" x 1 1/4"
27	198581	2	Sprocket, 10 Tooth 4 88716 Cap Screw, 3/8" x 1", Grade 8 (Peen after Assembly)
28	164663	2	Universal Joint Assembly
29	164661	2	Yoke and Shaft Assembly, Lower 2 87398 Cotter Pin, 3/16" x 1 1/4"
30	139842	4	Spider and Bearing Assembly w/Ref. 30A
30A	95680	4	Spider and Bearing Service Kit
31	50836	4	Yoke 4 87876 Groove Pin, Type "A", 1/4" x 1 1/2"
32	139266	2	Lower Side Gathering Chain w/Long Flights, CA620, 48 Pitches
32A	42948	AR	Attachment Link Assembly (Incl. Long Flight Link and 2 Roller Links) CA620
32B	128694	AR	Connector Link, CA620
32C	43614	AR	Roller Link, CA620
33	137559	4	Base Plate 8 88011 Cap Screw, 3/8" x 1 1/4" 8 80681 Lockwasher, 5/16"
34	137555	4	Cam Weld Assembly 4 84057 Lockwasher, 5/8" 4 84947 Nut, 5/8"
35	137558	4	Support Plate Weld Assembly
36	37895	4	Pin
37	137575	4	Compression Spring
38	214498	4	Bracket Weld Assembly 4 87574 Cap Screw, 5/8" x 3 1/2", Grade 5 AR 27697 Special Washer 4 87365 Plain Washer, 5/8" 4 84057 Lockwasher, 5/8" 4 84947 Nut, 5/8"
39	138728	4	Cap
40	12084	6	Retaining Ring
41	66553	6	Bearing
42	138741	6	Idler Sprocket
43	27258	4	Stop
44	137467	4	Guard
45	137560	4	Washer
46	43513	4	Support Plate
47	137576	2	Universal Shaft
48	164657	2	Universal Joint Assembly, Upper
49	164656	2	Yoke and Shaft Weld Assembly, Upper 2 87973 Groove Pin, Type "E", 1/4" x 1 1/4"
50	122696	2	Split Spacer
51	26130	AR	Washer
52	49436	4	Hex Bearing
53	138728	2	Cap 2 87574 Cap Screw, 5/8" x 3 1/2", Grade 5 6 87365 Plain Washer, 5/8" 2 84057 Lockwasher, 5/8" 2 84947 Nut, 5/8"

AR - As Required

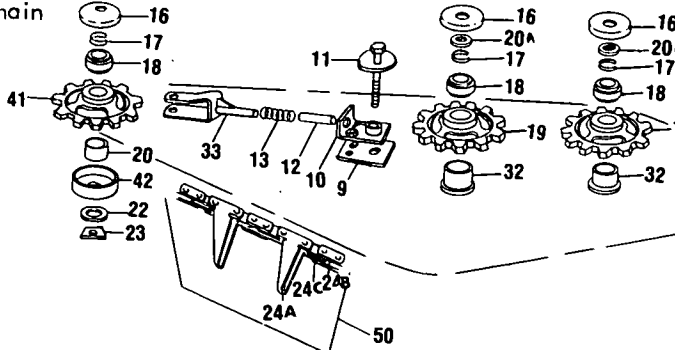
MODEL 880 N3 ROW CROP
 MAIN DRIVE AND OUTBOARD GATHERING CHAINS W/SPROCKETS
 UPPER AND LOWER (LEFT SIDE SHOWN) (CONTINUED)

Ref. No.	Part No.	No. Used	Description
54	163198	2	Idler Support Weld Assembly
55	122900	2	Top Side Gathering Chain, Long Flight, CA620, 72 Pitches
56	214677	2	Bracket Weld Assembly ---Replaces 166205 4 88206 Cap Screw, 3/8" x 1" 4 88434 Cap Screw, 3/8" x 3/4" 4 80702 Plain Washer, 3/8" 8 80680 Lockwasher, 3/8" 8 84944 Hex Nut, 3/8"
57	49309	1	Idler Bearing 1 88043 Cap Screw, Hex Head, 1/2" x 3 1/4" AR 80700 Plain Washer, 1/2" 1 80679 Lockwasher, 1/2" 1 84946 Hex Nut, 1/2"
58	52024	2	Split Spacer
59	27367	6	Washer, Special

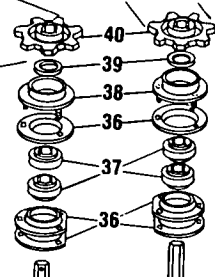
AR - As Required

MODEL 880N3 ROW CROP
 CENTER ISLAND DRIVE AND GATHERING CHAINS
 WITH SPROCKETS, UPPER AND LOWER

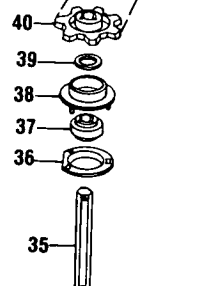
Left Top Inside
 Gathering Chain



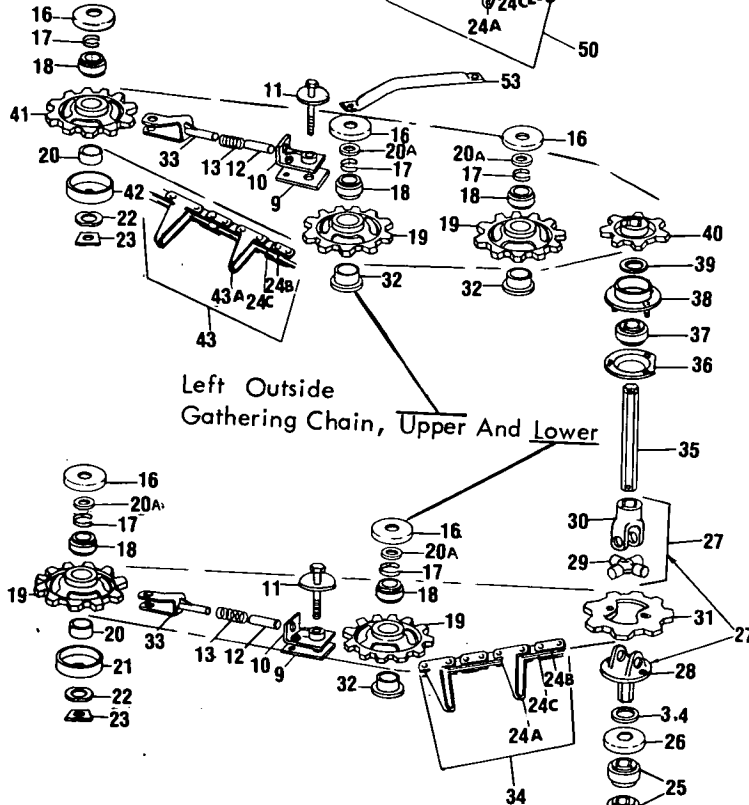
See Left Inside Gathering
 Chain And Sprockets



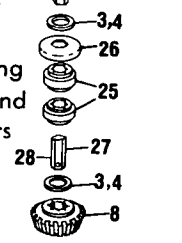
See Left Outside
 Gathering Chain
 And Sprockets,
 Upper



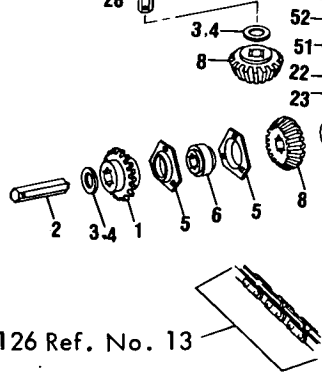
Left Outside
 Gathering Chain, Upper And Lower



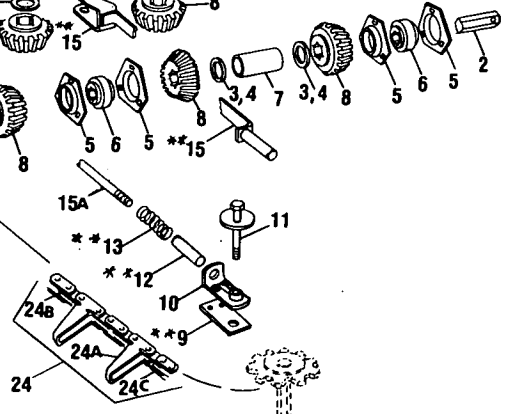
See Left
 Outside
 Gathering
 Chain And
 Sprockets
 Lower



See Page 126 Ref. No. 13
 For Chain



See Page 126 Ref. No. 26



**Used on and below Serial No. 111260

MODEL 880N3 ROW CROP
CENTER ISLAND DRIVE AND GATHERING CHAINS
WITH SPROCKETS, UPPER AND LOWER

Ref. No.	Part No.	No. Used	Description
1	164806	1	Sprocket Weld Assembly, 18 Tooth
2	164731	1	Shaft 2 80736 Cotter Pin, 3/16" x 1 3/4"
3	38741	AR	Washer, .036" Thick
4	36633	AR	Washer, .060" Thick
5	182937	6	Flangette 1 84867 Carriage Bolt, 3/8" x 3/4" 8 88682 Carriage Bolt, 3/8" x 1" 9 80680 Lockwasher, 3/8" 9 84944 Nut, 3/8"
6	135241	3	Hex Bearing
7	164733	2	Spacer
8	138759	8	Miter Gear
9	137559	8	Base Plate 12 88011 Cap Screw, 3/8" x 1 1/4" 12 80681 Lockwasher, 3/8"
10	137558	8	Support Plate Weld Assembly
11	137555	8	Cam Weld Assembly 8 84057 Lockwasher, 5/8" 8 84947 Nut, 5/8"
12	37895	8	Pin
13	137575	8	Compression Spring
14	*164768	1	Offset Bracket Weld Assembly, L.H. (Not Shown)
15	*164767	1	Offset Bracket Weld Assembly, R.H. 2 87574 Cap Screw, 5/8" x 3 1/2", Grade 5 4 87365 Plain Washer, 5/8" 2 84057 Lockwasher, 5/8" 2 84947 Nut, 5/8"
15A	**189377	2	Idler Assembly 2 84971 Hex Jam Nut, 5/8"
16	138728	18	Cap
17	12084	16	Retaining Ring
18	66553	16	Bearing
19	138741	14	Sprocket
20	27258	6	Stop
20A	27367	12	Washer
21	137467	2	Guard
22	137560	AR	Washer (8 used below Serial No. 111260. 6 used above Serial No. 111261)
22A	* 52828	2	Washer
23	43513	8	Support Plate
24	164665	2	Center Lower Gathering Chain CA620, Short Flight, 36 Pitches
24A	43147	AR	Attachment Link Assembly (Incl. Short Flight Link & 2 Roller Links)CA620
24B	128694	AR	Connector Link, CA620
24C	43614	AR	Roller Link, CA620
25	135423	8	Ball Bearing
26	137564	4	Shield Washer
27	164662	2	Universal Joint Assembly less Sprocket
28	164660	2	Yoke and Shaft Weld Assembly 2 87398 Cotter Pin, 3/16" x 1 1/4"
29	139842	6	Spider and Bearing Assembly w/Ref. 29A
29A	95680	AR	Spider and Bearing Service Kit
30	50836	8	Yoke 6 87876 Groove Pin, Type "E", 1/4" x 1 1/2"
31	138743	1	Sprocket 2 88716 Cap Screw, 3/8" x 1", Grade 8 (Peen after Assembly)

AR - As Required

* Used on and below Serial No. 111260.

** Used on and above Serial No. 111261.

CONTINUE

MODEL 880N3 ROW CROP
 CENTER ISLAND DRIVE AND GATHERING CHAINS
 WITH SPROCKETS, UPPER AND LOWER (CONTINUED)

Ref. No.	Part No.	No. Used	Description
32	163198	10	Idler Support Weld Assembly 10 87574 Cap Screw, 5/8" x 3 1/2", Grade 5 10 87365 Plain Washer, 5/8" 10 84057 Lockwasher, 5/8" 10 84947 Nut, 5/8"
33	214498	6	Bracket Weld Assembly 6 87574 Cap Screw, 5/8" x 3 1/2", Grade 5 AR 27697 Special Washer 6 87365 Plain Washer 5/8" 6 84057 Lockwasher, 5/8" 6 84947 Nut, 5/8"
34	164666	2	Lower Outside Gathering Chain. CA620 Short Flight 40 Pitches
35	164681	2	Drive Shaft
36	36853	8	Flangette 6 84867 Carriage Bolt 3/8" x 3/4" 6 80680 Lockwasher, 3/8" 6 84944 Nut, 3/8"
37	50775	6	Hex Bearing
38	164641	4	Trash Guard Weld Assembly 9 80680 Lockwasher, 3/8" 9 84944 Nut, 3/8"
39	26129	AR	Washer
40	164754	4	Sprocket, 7 Tooth 4 87343 Groove Pin, Type "A", 1/4" x 1 3/4"
41	139289	4	Sprocket
42	139267	4	Guard Weld Assembly
43	*137630	2	Upper, Left Outside, Right Inboard Gathering Chain, Long Flight, CA620, 52 Pitches
	**227018	2	Upper, Left Outside, Right Inboard Gathering Chain, Long Flight, CA620, 54 Pitches
43A	42948	AR	Attachment Link Assembly (Incl. Long Flight and 2 Roller Links) CA620
44	164658	2	Pinion Shaft 2 87398 Cotter Pin, 3/16" x 1 1/4"
45	164743	2	Universal Joint Assembly, Lower
46	164742	2	Yoke, Lower 2 87876 Groove Pin, Type "E", 1/4" x 1 1/2"
47	122905	2	Rear Pinion Shaft
48	164692	2	Universal Joint Assembly
49	164683	2	Drive Shaft Upper
50	164679	2	Upper Left Inside Right Outboard Gathering Chain, Short Flight, CA620, 52 Pitches
51	167508	2	Guard Weld Assembly
52	76615	2	Spacer
53	226883	2	Spacer Arm

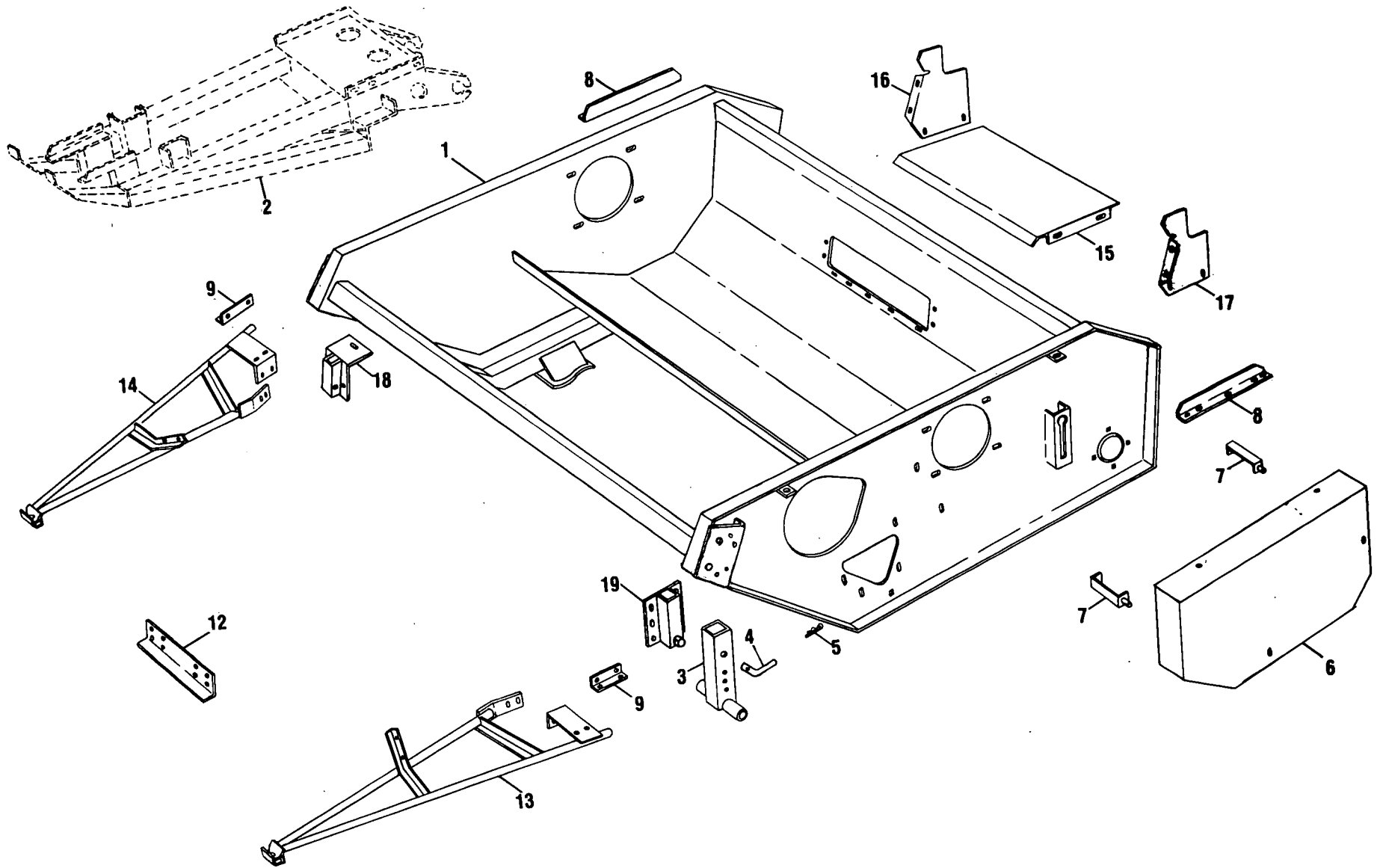
AR - As Required

* Used on and below Serial No. 138535

** Used on and above Serial No. 138536

NOTES

CORN SNAPPING ATTACHMENT FOR 890
MAIN FRAME AND ROW UNIT GROUP



CORN SNAPPING ATTACHMENT FOR 890
MAIN FRAME AND ROW UNIT GROUP

Ref. No.	Part No.	No. Used		Description
		Narrow	Wide	
1	243190	1	1	Main Frame Weld Assembly
2		2	2	Row Unit Assembly (See Page 138 for Breakdown) 8 87670 Cap Screw, Hex Head, 1/2" x 1 1/4", Grade 5 4 80700 Plain Washer, 1/2" 8 80679 Lockwasher, 1/2" 8 84946 Hex Nut, 1/2"
3	248929	2	2	Leg Weld Assembly
4	28383	2	2	Plunger Pin
5	129365	2	2	Hairpin Cotter
6	243480	1	1	Shield Weld Assembly
7	247450	2	2	Support Weld Assembly 2 88682 Carriage Bolt, 3/8" x 1", Grade 5 2 80702 Plain Washer, 3/8" 2 80680 Lockwasher, 3/8" 2 84944 Hex Nut, 3/8" 2 80840 Wing Nut, 3/8"
8	248339	2	2	Filler 6 88434 Cap Screw, Hex Head, 3/8" x 3/4", Grade 5 6 80702 Plain Washer, 3/8" 6 80680 Lockwasher, 3/8" 6 84944 Hex Nut, 3/8"
9	254788	2	2	Angle 4 88682 Carriage Bolt, 3/8" x 1", Grade 5 4 80702 Plain Washer, 3/8" 4 80680 Lockwasher, 3/8" 4 84944 Hex Nut, 3/8"
*10	254277 254276	1 1	1	Shield Weld Assembly, R.H. Shield Weld Assembly, R.H. 7 135632 Lock Screw, 5/16" x 1/2" 7 145458 Locknut, 5/16"
*11	254274 254275	1 1	1	Shield Weld Assembly, L.H. Shield Weld Assembly, L.H. 7 135632 Lock Screw, 5/16" x 1/2" 7 145458 Locknut, 5/16"
12	197724 197725	1 1	1	Angle Angle 4 88206 Cap Screw, Hex Head, 3/8" x 1", Grade 5 4 80680 Lockwasher, 3/8" 4 84944 Hex Nut, 3/8"
13	262331	1	1	Tube Weld Assembly, L.H. 2 88682 Carriage Bolt, 3/8" x 1", Grade 5 5 88206 Cap Screw, Hex Head, 3/8" x 1", Grade 5 7 80702 Plain Washer, 3/8" 7 80680 Lockwasher, 3/8" 7 84944 Hex Nut, 3/8"
14	262330	1	1	Tube Weld Assembly, R.H. 2 88682 Carriage Bolt, 3/8" x 1", Grade 5 5 88206 Cap Screw, Hex Head, 3/8" x 1", Grade 5 7 80702 Plain Washer, 3/8" 7 80680 Lockwasher, 3/8" 7 84944 Hex Nut, 3/8"
15	243187	1	1	Floor 5 88682 Carriage Bolt, 3/8" x 1", Grade 5 5 80702 Plain Washer, 3/8" 5 80680 Lockwasher, 3/8" 5 84944 Hex Nut, 3/8"

CONTINUE

* Used on and below Serial No. 211362 on 890E2 and 219165 on 890EN2

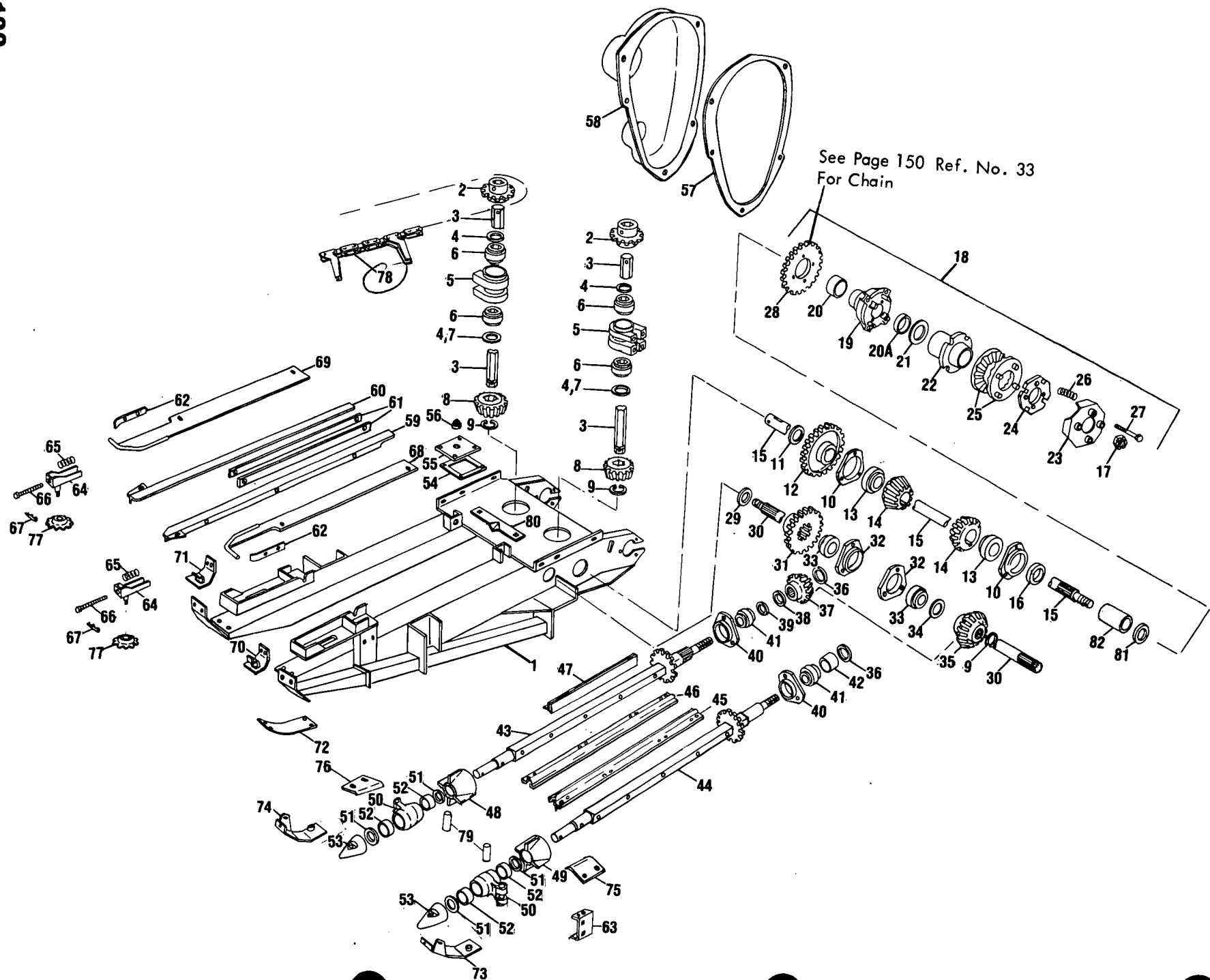
CORN SNAPPING ATTACHMENT FOR 890
 MAIN FRAME, AND ROW UNIT GROUP (CONTINUED)

Ref. No.	Part No.	No. Used		Description
		Narrow	Wide	
16	243188	1	1	Side Sheet, Right 4 88682 Carriage Bolt, 3/8" x 1", Grade 5 4 80702 Plain Washer, 3/8" 4 80680 Lockwasher, 3/8" 4 84944 Hex Nut, 3/8"
17	243189	1	1	Side Sheet, Left 4 88682 Carriage Bolt, 3/8" x 1", Grade 5 4 80702 Plain Washer, 3/8" 4 80680 Lockwasher, 3/8" 4 84944 Hex Nut, 3/8"

NOTES

CORN SNAPPING ATTACHMENT FOR 890 ROW UNIT GROUP

138



CORN SNAPPING ATTACHMENT FOR 890
ROW UNIT GROUP

Ref. No.	Part No.	No. Used	Description
1	*262450	1	Frame Weld Assembly
	**703546	1	Frame Weld Assembly
2	*135426	AR	Sprocket Weld Assembly, 8 Tooth
	*263106	AR	Sprocket Weld Assembly, 7 Tooth
	**572371	2	Sprocket Weld Assembly, 7 Tooth 2 87681 Spring Pin, 5/16" x 1 3/4"
3	195353	2	Hex Shaft
4	33212	AR	Washer, Special .036 Thick
5	218065	2	Bearing Housing 8 88206 Cap Screw, Hex Head, 3/8" x 1", Grade 5 8 80680 Lockwasher, 3/8"
6	135423	4	Ball Bearing
7	197862	AR	Shim, .010 Thick
8	135225	2	Miter Gear
9	25121	3	Retaining Ring
10	224454	2	Bearing Housing 6 88011 Cap Screw, Hex Head, 3/8" x 1 1/4", Grade 5 6 80680 Lockwasher, 3/8" 6 84944 Hex Nut, 3/8"
11	229746	1	Washer, Special
12	238265	1	Gear, 34 Tooth 1 127438 Woodruff Key, 1/4" x 1 1/4", H.T., #21
13	45882	2	Bearing
14	238266	2	Miter Gear 2 47471 Woodruff Key, 1/4" x 1" H.T. #15
15	202928	1	Shaft ---Includes Ref. 81 & 82 1 88313 Groove Pin, 1/4" x 1 3/4", Type "E"
16	255083	1	Washer, Special
17	88886	1	Slotted Nut, 3/4" (UNF) 1 80754 Cotter Pin, 3/16" x 1 1/2" 1 165144 Washer, Special
18	716381	1	Clutch Assembly (Includes Refs. 19 thru 28) ---Replaces 285880
19	255589	1	Clutch Hub w/Ref. #20 and 20A
20	132915	1	Bushing
20A	255080	1	Bushing
21	263422	2	Washer, Special
22	255078	1	Ratchet Hub 1 87414 Grease Fitting, 1/4"-28, Straight
23	285004	1	Bracket Weld Assembly
24	263030	1	Clutch Plate
25	110370	2	Ratchet Clutch
26	165526	5	Compression Spring
27	719249	4	Bolt ---Replaces 255593 4 87240 Slotted Nut, 1/2" 4 80756 Cotter Pin, 1/8" x 1 3/4"
28	262363	1	Sprocket, 22 Tooth 4 88206 Cap Screw, Hex Head, 3/8" x 1", Grade 5 4 80680 Lockwasher, 3/8"
29	124150	1	Washer, Special
30	238260	1	Shaft 1 87440 Hex Slotted Nut, 1/2" (UNF) 1 80741 Cotter Pin, 1/8" x 1"
31	238263	1	Pinion, 16 Tooth
32	238259	2	Bearing Housing 3 88489 Carriage Bolt, 5/16" x 1" 3 88543 Cap Screw, Hex Head, 5/16" x 1" 6 80681 Lockwasher, 5/16" 6 84943 Hex Nut, 5/16"

AR - As Required

* Used on and below Serial No. 211487 on 890E2 and 219290 on 890EN2

** Used on and above Serial No. 211488 on 890E2 and 219219 on 890EN2

CONTINUE

CORN SNAPPING ATTACHMENT FOR 890
ROW UNIT GROUP (CONTINUED)

Ref. No.	Part No.	No. Used	Description
33	574844	2	Ball Bearing
34	26129	AR	Washer, Spacer .036 Thick
35	238257	1	Bevel Gear, 21 Tooth
36	165145	2	Washer
37	224594	1	Bevel Pinion, 15 Tooth
38	00672	AR	Washer, Spacer, 1/32" Thick
39	56705	AR	Washer, Spacer, .007 Thick
40	224453	2	Bearing Housing 6 88682 Carriage Bolt, 3/8" x 1" 6 80680 Lockwasher, 3/8" 6 84944 Hex Nut, 3/8"
41	131230	2	Bearing
42	76727	1	Tube
43	262270	1	Shaft Weld Assembly, Driver 1 80754 Cotter Pin, 3/16" x 1 1/2" 1 87340 Lockwasher, 3/4" 1 88886 Hex Slotted Nut, 3/4" (UNF)
44	262269	1	Shaft Weld Assembly, Driven 1 80754 Cotter Pin, 3/16" x 1 1/2" 1 87340 Lockwasher, 3/4" 1 88886 Slotted Nut, 3/4" (UNF)
45	703414	4	Roll Blade, Left ---Replaces 286442 8 87975 Cap Screw, Hex Head, 1/2" x 2 1/4", Grade 5 8 84236 Hex Locknut, 1/2"
46	703415	4	Roll Blade, Right ---Replaces 286443 8 87975 Cap Screw, Hex Head, 1/2" x 2 1/4", Grade 5 8 84236 Hex Locknut, 1/2"
47	262333	2	Roll Knife, Cut-Off 2 88546 Cap Screw, Hex Head, 3/8" x 2 1/4", Grade 5 2 84040 Hex Locknut, 3/8"
48	261511	1	Extension, R.H. 1 87597 Spring Pin, 3/8" x 2 1/2" 1 280179 Spring Pin, 7/32" x 2 1/2"
49	261509	1	Extension, L.H. 1 87597 Spring Pin, 3/8" x 2 1/2" 1 280179 Spring Pin, 7/32" x 2 1/2"
50	262293	2	Bearing Housing 4 87415 Grease Fitting, 1/4"-28, 90° Self-Tapping 2 87996 Cap Screw, Hex Head, 1/2" x 4 1/2" 2 80700 Plain Washer, 1/2" 2 84236 Hex Locknut, 1/2"
51	64852	4	Oil Seal
52	63805	4	Needle Bearing
53	262291	2	Roll Point 2 87757 Spring Pin, 3/16" x 1 1/2" 2 87947 Spring Pin, 5/16" x 1 1/2"
54	216551	1	Gasket
55	216305	1	Cover 4 87872 Cap Screw, Hex Head, 5/16" x 3/4" 4 80681 Lockwasher, 5/16"
56	13751	2	Pipe Plug Assembly 2 87395 Cotter Pin, 1/8" x 1 1/4" 2 80815 Pipe Plug, 3/4"
57	239444	1	Gasket
58	239443	1	Cover 4 88542 Cap Screw, Hex Head, 1/4" x 1/2" 4 80682 Lockwasher, 1/4"

AR - As Required

CORN SNAPPING ATTACHMENT FOR 890
ROW UNIT GROUP (CONTINUED)

Ref. No.	Part No.	No. Used	Description
59	254805	1	Chain Guide Weld Assembly, L.H. 2 88589 Plow Bolt, 3/8" x 1" 2 80680 Lockwasher, 3/8" 2 84944 Hex Nut, 3/8"
60	254806	1	Chain Guide Weld Assembly, R.H. 2 88589 Plow Bolt, 3/8" x 1" 2 80680 Lockwasher, 3/8" 2 84944 Hex Nut, 3/8"
61	224718	2	Wear Strip 4 88589 Plow Bolt, 3/8" x 1" 4 80680 Lockwasher, 3/8" 4 84944 Hex Nut, 3/8"
62	254265	2	Wear Strip 4 88589 Plow Bolt, 3/8" x 1" 4 80680 Lockwasher, 3/8" 4 84944 Hex Nut, 3/8"
63	262319	2	Angle Weld Assembly
64	*262210	2	Bracket Weld Assembly
	**254814	2	Bracket Weld Assembly
65	254526	2	Compression Spring
66	254790	2	Bolt Weld Assembly 2 84947 Hex Nut, 5/8"
67	37851	2	Hairpin Cotter
68	254799	1	Deck Plate Weld Assembly, L.H. 3 88682 Carriage Bolt, 3/8" x 1" 3 285072 Washer, Special 3 80680 Lockwasher, 3/8" 3 84944 Hex Nut, 3/8"
69	254801	1	Deck Plate Weld Assembly 3 88682 Carriage Bolt, 3/8" x 1" 3 285072 Washer, Special 3 80680 Lockwasher, 3/8" 3 84944 Hex Nut, 3/8"
70	198723	1	Bracket Weld Assembly, L.H. 2 88682 Carriage Bolt, 3/8" x 1" 2 80680 Lockwasher, 3/8" 2 84944 Hex Nut, 3/8"
71	198724	1	Bracket Weld Assembly, R.H. 2 88682 Carriage Bolt, 3/8" x 1" 2 80680 Lockwasher, 3/8" 2 84944 Hex Nut, 3/8"
72	254264	2	Wear Shoe 6 88682 Carriage Bolt, 3/8" x 1" 2 80702 Plain Washer, 3/8" 6 80680 Lockwasher, 3/8" 6 84944 Hex Nut, 3/8"
73	262320	1	Shield, L.H. 1 88682 Carriage Bolt, 3/8" x 1" 1 88044 Cap Screw, Hex Head, 3/8" x 1 1/2" 1 80702 Plain Washer, 3/8" 2 80680 Lockwasher, 3/8" 2 84944 Hex Nut, 3/8"
74	262321	1	Shield, R.H. 1 88682 Carriage Bolt, 3/8" x 1" 1 88044 Cap Screw, Hex Head, 3/8" x 1 1/2" 1 80702 Plain Washer, 3/8" 2 80680 Lockwasher, 3/8" 2 84944 Hex Nut, 3/8"

* Used on and below Serial No. 211487 on 890E2 and 219290 on 890EN2

** Used on and above Serial No. 211488 on 890E2 and 219291 on 890EN2

CONTINUE

CORN SNAPPING ATTACHMENT FOR 890
ROW UNIT GROUP (CONTINUED)

Ref. No.	Part No.	No. Used	Description
75	262317	1	Front Knife, L.H. 1 88681 Carriage Bolt, 3/8" x 1 1/4" 1 87686 Bolt, Round Head, Short Square Neck, 3/8" x 1" 2 80702 Plain Washer, 3/8" 2 80680 Lockwasher, 3/8" 2 84944 Hex Nut, 3/8"
76	262318	1	Front Knife, R.H. 1 88681 Carriage Bolt, 3/8" x 1 1/4" 1 87686 Bolt, Round Head, Short Square Neck, 3/8" x 1" 2 80702 Plain Washer, 3/8" 2 80680 Lockwasher, 3/8" 2 84944 Hex Nut, 3/8"
77	*135444	2	Idler Sprocket
	**573399	2	Idler Sprocket ---Replaces 254789 2 80700 Plain Washer, 1/2" 2 80741 Cotter Pin, 1/8" x 1" 2 87240 Slotted Nut, 1/2" (UNC)
78	*262179	2	Gathering Chain Assembly, CA 2060H, 64 Pitches
	**254296	2	Gathering Chain Assembly, CA 555, 60 Pitches *AR 164387 Regular Link *AR 137356 Connecting Link *AR 137354 Attachment Link
79	262364	2	Spacer
80	255032	1	Wear Plate 2 88682 Carriage Bolt, 3/8" x 1" 2 80702 Plain Washer, 3/8" 2 80680 Lockwasher, 3/8" 2 84944 Hex Nut, 3/8"
81	268244	1	Washer, Special
82	268242	1	Collar

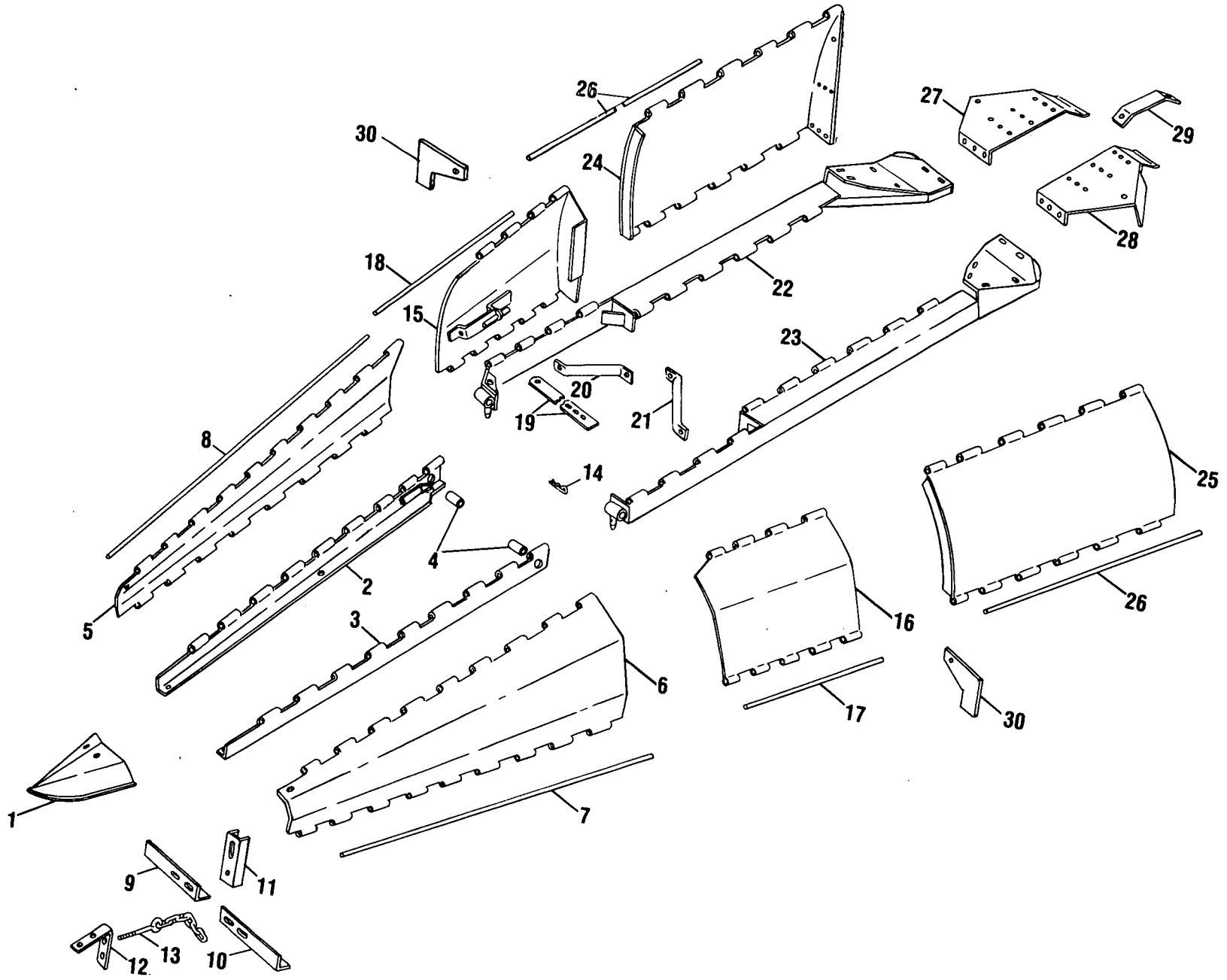
AR - As Required

* Used on and below Serial No. 211487 on 890E2 and 219290 on 890EN2
** Used on and above Serial No. 211488 on 890E2 and 219291 on 890EN2

NOTES

CORN SNAPPING ATTACHMENT FOR 890
INNER SHEET METAL GROUP

144



CORN SNAPPING ATTACHMENT FOR 890
INNER SHEET METAL GROUP

Ref. No.	Part No.	No. Used Narrow	Wide	Description
1	198690	1		Point Weld Assembly
	198687		1	Point Weld Assembly
				2 135270 Lock Screw, 5/16" x 3/4"
				2 135632 Lock Screw, 5/16" x 1/2"
2	198694	1	1	4 145458 Locknut, 5/16"
				Rail Weld Assembly, R.H.
3	198693	1	1	Rail Weld Assembly, L.H.
4	198722	2	2	Divider Pivot, Tube
				2 88690 Carriage Bolt, 3/8" x 3"
				2 80702 Plain Washer, 3/8"
				2 80680 Lockwasher, 3/8"
				2 84944 Hex Nut, 3/8"
5	198703	1		Divider Sheet Weld Assembly, R.H.
	198701		1	Divider Sheet Weld Assembly, R.H.
6	198702	1		Divider Sheet Weld Assembly, L.H.
	198700		1	Divider Sheet Weld Assembly, L.H.
7	198699	2	2	Rod
8	198713	1		Rod
	229880		1	Rod
9	198719	1		Angle, R.H.
	198718		1	Angle, R.H.
				1 135270 Lock Screw, 5/16" x 3/4"
10	198720	1	1	1 145458 Locknut, 5/16"
				Angle, L.H.
				Angle, L.H.
				1 135632 Lock Screw, 5/16" x 1/2"
				1 135270 Lock Screw, 5/16" x 3/4"
11	229932	1	1	2 145458 Locknut, 5/16"
				Divider Support
				1 135270 Lock Screw, 5/16" x 3/4"
12	198716	1		1 145458 Locknut, 5/16"
	198828		1	Stiffener
				Stiffener
				2 135270 Lock Screw, 5/16" x 3/4"
				1 88206 Cap Screw, Hex Head, 3/8" x 1"
				1 80702 Plain Washer, 3/8"
				1 80680 Lockwasher, 3/8"
				1 84944 Hex Nut, 3/8"
13	198721	1	1	2 145458 Locknut, 5/16"
				Chain Assembly
				2 58225 Washer, Special
14	37851	3	3	3 84969 Hex Jam Nut, 3/8"
				Hairpin Cotter
15	198743	1		Front Sheet Weld Assembly, R.H.
	198741		1	Front Sheet Weld Assembly, R.H.
16	198742	1		Front Sheet Weld Assembly, L.H.
	198740		1	Front Sheet Weld Assembly, L.H.
17	198763	2	2	Rod
18	198762	1	1	Rod
19	226922	2		Strap
	226928		2	Strap
				2 88206 Cap Screw, Hex Head, 3/8" x 1"
				2 88011 Cap Screw, Hex Head, 3/8" x 1 1/4"
				2 80702 Plain Washer, 3/8"
				4 80680 Lockwasher, 3/8"
				4 84944 Hex Nut, 3/8"

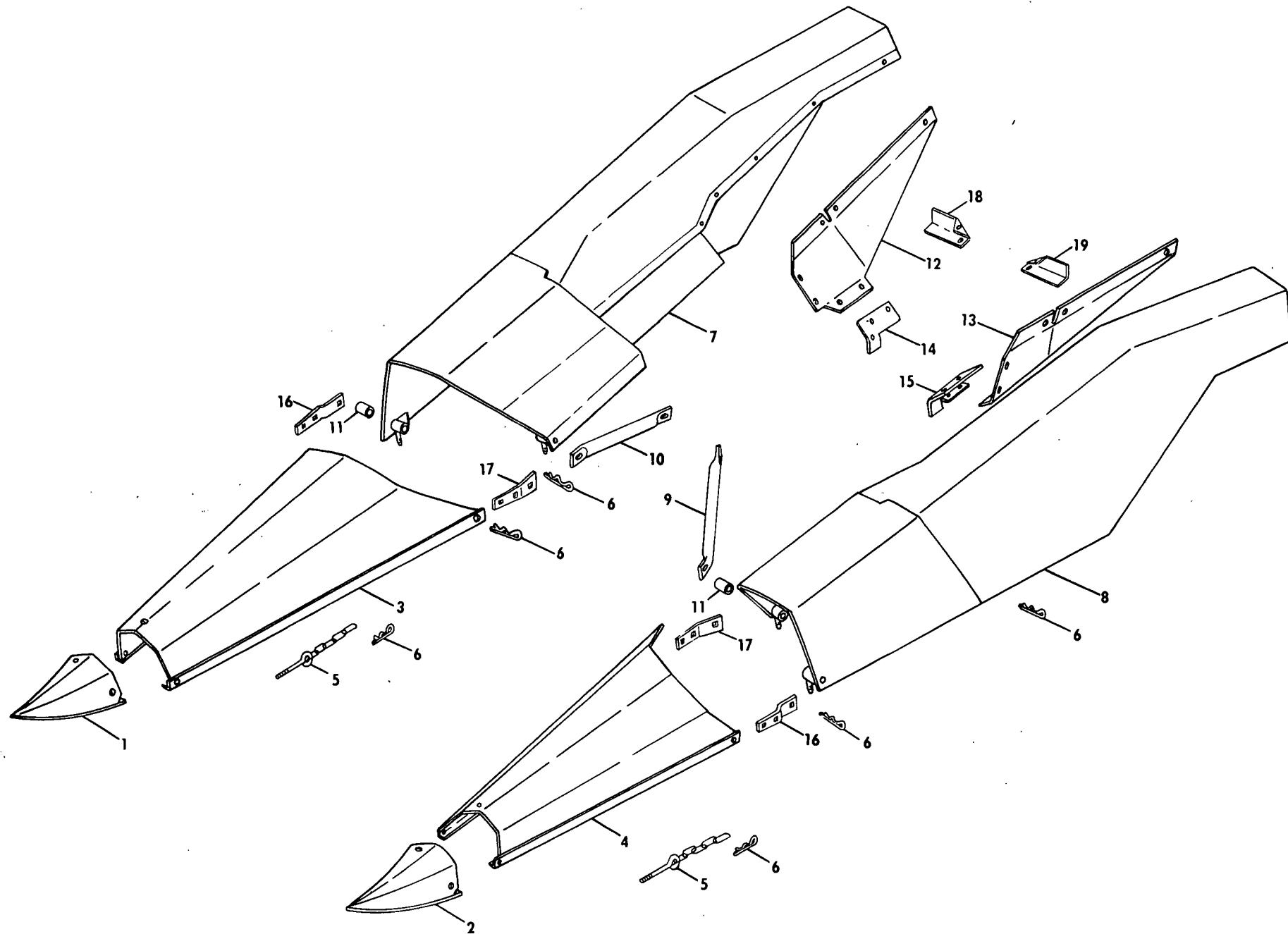
CONTINUE

CORN SNAPPING ATTACHMENT FOR 890
INNER SHEET METAL GROUP (CONTINUED)

Ref. No.	Part No.	No. Used		Description
		Narrow	Wide	
20	198782	1		Tube
	198780		1	Tube 1 88206 Cap Screw, Hex Head, 3/8" x 1" 1 80680 Lockwasher, 3/8" 1 80700 Plain Washer, 3/8" 1 84944 Hex Nut, 3/8" 1 84236 Hex Locknut, 3/8"
21	198781	1		Tube
	198779		1	Tube 1 88434 Cap Screw, Hex Head, 3/8" x 3/4 1 80680 Lockwasher, 3/8" 1 84944 Hex Nut, 3/8"
22	198729	1	1	Support Weld Assembly, R.H.
23	198728	1	1	Support Weld Assembly, L.H.
24	198767	1		Rear Sheet Weld Assembly, R.H.
	198765		1	Rear Sheet Weld Assembly, R.H. 1 135632 Lock Screw, 5/16" x 1/2" 1 145458 Locknut, 5/16"
25	198766	1		Rear Sheet Weld Assembly, L.H.
	198764		1	Rear Sheet Weld Assembly, L.H. 1 135632 Lock Screw, 5/16" x 1/2" 1 145458 Locknut, 5/16"
26	198778	3	3	Rod
27	222039	1		Rear Panel Weld Assembly, R.H.
	219480		1	Rear Panel Weld Assembly, R.H. 2 135270 Lock Screw, 5/16" x 3/4" 5 135632 Lock Screw, 5/16" x 1/2" 7 145458 Locknut, 5/16"
28	222038	1		Rear Panel Weld Assembly, L.H.
	219479		1	Rear Panel Weld Assembly, L.H. 1 135270 Lock Screw, 5/16" x 3/4" 6 135632 Lock Screw, 5/16" x 1/2" 7 145458 Locknut, 5/16"
29	222042	1	1	Strap 2 135270 Lock Screw, 5/16" x 3/4" 2 145458 Locknut, 5/16"
30	603103	2	2	Ear Retainer 2 88206 Cap Screw, Hex Head, 3/8" x 1" 2 80702 Plain Washer, 3/8" 2 247780 Nut, Special, 3/8"

CORN SNAPPING ATTACHMENT FOR 890
OUTER SHEET METAL GROUP

148

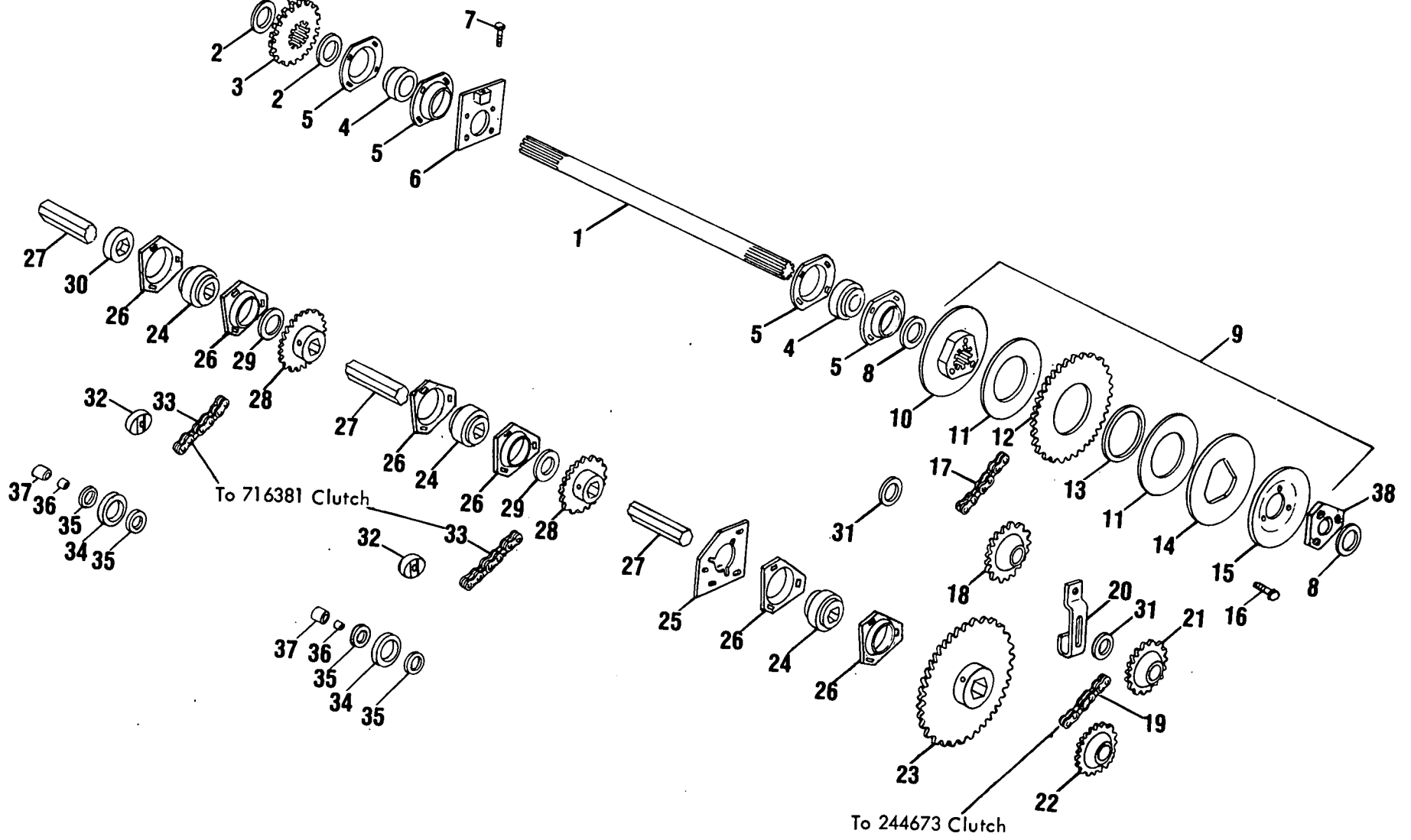


CORN SNAPPING ATTACHMENT FOR 890
OUTER SHEET METAL GROUP

Ref. No.	Part No.	No. Used	Description
1	255504	1	Point Weld Assembly, R.H. 3 135632 Lock Screw, 5/16" x 1/2" 3 145458 Locknut, 5/16"
2	255503	1	Point Weld Assembly, L.H. 3 135632 Lock Screw, 5/16" x 1/2" 3 145458 Locknut, 5/16"
3	255519	1	Divider Weld Assembly, R.H.
4	255518	1	Divider Weld Assembly, L.H.
5	198721	2	Chain Assembly 4 58225 Washer, Special 6 84969 Hex Jam Nut, 3/8"
6	37851	10	Hairpin Cotter
7	248238	1	Outer Sheet Weld Assembly, R.H.
8	248237	1	Outer Sheet Weld Assembly, L.H.
9	262599	2	Tube, Long 2 88434 Cap Screw, Hex Head, 3/8" x 3/4" 2 80702 Plain Washer, 3/8" 2 80680 Lockwasher, 3/8" 2 84944 Hex Nut, 3/8" 2 84236 Hex Locknut, 3/8"
10	262600	2	Tube, Short 2 88434 Cap Screw, Hex Head, 3/8" x 3/4" 2 80680 Lockwasher, 3/8" 2 84944 Hex Nut, 3/8"
11	198722	4	Divider Pivot Tube 4 88960 Carriage Bolt, 3/8" x 3" 4 80702 Plain Washer, 3/8" 4 80680 Lockwasher, 3/8" 4 84944 Hex Nut, 3/8"
12	248342	1	Cover Sheet, R.H. 5 135632 Lock Screw, 5/16" x 1/2" 5 145458 Locknut, 5/16"
13	248341	1	Cover Sheet, L.H. 5 135632 Lock Screw, 5/16" x 1/2" 5 145458 Locknut, 5/16"
14	222345	1	Angle, R.H. 5 135632 Lock Screw, 5/16" x 1/2" 5 145458 Locknut, 5/16"
15	222344	1	Angle, L.H. 5 135632 Lock Screw, 5/16" x 1/2" 5 145458 Locknut, 5/16"
16	255509	2	Pivot Strap 4 88682 Carriage Bolt, 3/8" x 1" 4 80680 Lockwasher, 3/8" 4 84944 Hex Nut, 3/8"
17	255510	2	Pivot Bracket 4 88682 Carriage Bolt, 3/8" x 1" 4 80680 Lockwasher, 3/8" 4 84944 Hex Nut, 3/8"
18	262238	1	Filler, R.H. 2 135270 Lock Screw, 5/16" x 3/4" 2 145458 Locknut, 5/16"
19	262239	1	Filler, L.H. 2 135270 Lock Screw, 5/16" x 3/4" 2 145458 Locknut, 5/16"

CORN SNAPPING ATTACHMENT FOR 890 MAIN DRIVE GROUP

See Page 23 Ref. No. 10
For Chain



CORN SNAPPING ATTACHMENT FOR 890
MAIN DRIVE GROUP

Ref. No.	Part No.	No. Used	Description
1	243069	1	Shaft 2 87399 Cotter Pin, 3/16" x 1 3/4"
2	146258	AR	Washer, Special
3	243071	1	Sprocket Weld Assembly, 18 Tooth
4	605176	2	Spherical Bearing w/Locking Collar
5	52481	4	Flangette 4 87868 Carriage Bolt, 1/2" x 1 1/4", Grade 5 4 88530 Carriage Bolt, 1/2" x 1 3/4", Grade 5 4 50579 Washer, Special 4 80700 Plain Washer, 1/2" 8 80679 Lockwasher, 1/2" 8 84946 Hex Nut, 1/2"
6	247447	1	Plate Weld Assembly
7	88083	1	Hex Tap Bolt, 1/2" x 2" 1 84970 Hex Jam Nut, 1/2"
8	48360	AR	Washer, Special
9	136539	1	Slip Clutch Assembly (Includes Ref. #10 thru 16)
10	136617	1	Clutch Hub
11	127434	2	Friction Disc
12	136618	1	Sprocket 28 Tooth w/Bushing Ref. #13
13	49686	1	Bushing
14	49683	1	Clutch Plate
15	121092	2	Spring Washer
16	88616	3	Cap Screw, Hex Head, 3/8" x 1 1/2". Grade 5
17	133027	1	Roller Chain Assembly. RC 60, 82 Pitches AR 25808 Roller Link, RC 60 AR 25812 Coupler Link, RC 60 AR 25817 Offset Link, RC 60
18	511265	1	Idler Sprocket. 15 Tooth 1 88583 Carriage Bolt. 5/8" x 2 1/4" 1 80299 Plain Washer, 5/8" 1 87366 Plain Washer, 7/8" 1 84057 Lockwasher, 5/8" 1 84947 Hex Nut, 5/8"
19	135266	1	Auger Drive Chain, RC 50, 72 Pitches ---Replaces 244672 AR 25805 Roller Link, RC 50 AR 25816 Offset Link, RC 50 AR 42472 Coupler Link, RC 50
20	243399	1	Idler Bracket 2 88682 Carriage Bolt. 3/8" x 1", Grade 5 1 80702 Plain Washer, 3/8" 2 80680 Lockwasher, 3/8" 2 84944 Hex Nut, 3/8"
21	103244	1	Idler Sprocket, 17 Tooth 1 88583 Carriage Bolt. 5/8" x 2 1/4" 1 80299 Plain Washer, 5/8" 1 87366 Plain Washer, 7/8" 1 84057 Lockwasher 5/8" 1 84947 Hex Nut, 5/8"
22	227073	1	Sprocket Weld Assembly 16 Tooth 2 80429 Set Screw. Hex Socket, 5/16" x 5/16", Cup Point
23	243074	1	Sprocket Weld Assembly. 21 Tooth 2 88019 Set Screw, Square Head, 5/16" x 3/4", Cup Point 2 84968 Hex Jam Nut, 5/16"
24	121602	3	Bearing, Special

AR - As Required

CONTINUE

CORN SNAPPING ATTACHMENT FOR 890
MAIN DRIVE GROUP (CONTINUED)

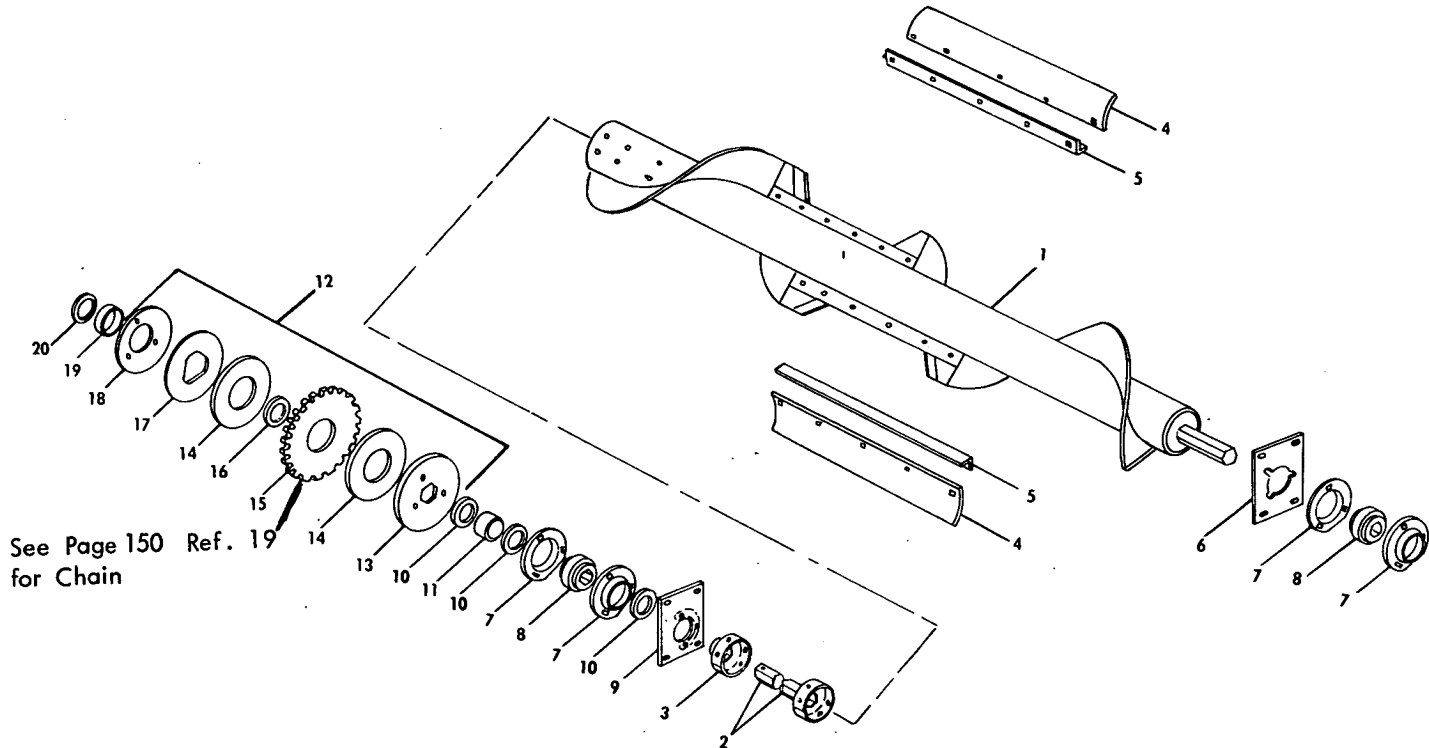
Ref. No.	Part No.	No. Used	Description
25	243068	1	Bearing Plate 4 88682 Carriage, Bolt, 3/8" x 1", Grade 5 4 80702 Plain Washer, 3/8" 4 80680 Lockwasher, 3/8" 4 84944 Hex Nut, 3/8"
26	578189	6	Flangette ---Replaces 36403 9 88682 Carriage Bolt, 3/8" x 1", Grade 5 6 80702 Plain Washer, 3/8" 9 80680 Lockwasher, 3/8" 9 84944 Hex Nut, 3/8"
27	244641	1	Shaft, Hex
28	221112	2	Sprocket Weld Assembly, 16 Tooth 4 88949 Set Screw, Square Head, 5/16" x 5/8", Cup Point 4 84968 Hex Jam Nut, 5/16"
29	58630	AR	Shim
30	197631	1	Collar 2 88949 Set Screw, Square Head, 5/16" x 5/8", Cup Point 2 84968 Hex Jam Nut, 5/16"
31	27697	AR	Washer, Special
*32	228806	2	Tightener 2 88847 Carriage Bolt, 3/8" x 2 3/4" 2 80680 Lockwasher, 3/8" 2 84944 Hex Nut, 3/8"
33	221124	2	Roller Chain Assembly, RC 60, 38 Pitches AR 25808 Roller Link, RC 60 AR 25812 Connecting Link, RC 60 AR 25817 Offset Link, RC 60
**34	49309	2	Bearing 2 87974 Cap Screw, Hex Head, 1/2" x 2 3/4" 4 87364 Plain Washer, 1/2" 2 80679 Lockwasher, 1/2" 2 84946 Hex Nut, 1/2"
**35	00721	4	Washer, Special
**36	25937	2	Spacer
**37	54627	2	Spacer
38	707372	1	Bracket

AR - As Required

* Used on and below Serial No. 211362 on 890E2 and #219165 on 890EN2

** Used on and above Serial No. 211363 on 890E2 and #219166 on 890EN2

**CORN SNAPPING ATTACHMENT FOR 890
AUGER DRIVE AND AUGER GROUP**



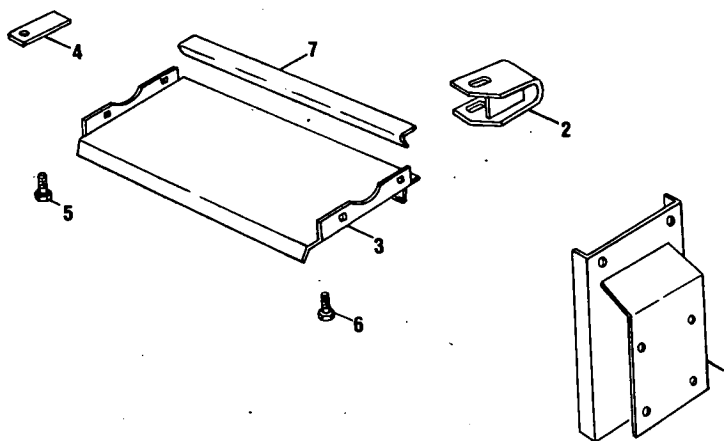
See Page 150 Ref. 19
for Chain

Ref. No.	Part No.	No. Used	Description
1	243099	1	Auger Weld Assembly
2	227427	1	Stub Shaft Weld Assembly
			4 88206 Cap Screw, Hex Head, 3/8" x 1", Grade 5
			4 80680 Lockwasher, 3/8"
			1 80724 Groove Pin, 1/4" x 1 1/2", Type "A"
3	228029	1	Hub Weld Assembly
			4 88206 Cap Screw, Hex Head, 3/8" x 1", Grade 5
			4 80680 Lockwasher, 3/8"
4	243097	2	Flexible Paddle
5	243096	2	Strip, Flexible Paddle
			6 87494 Carriage Bolt, 3/8" x 1 1/4"
			6 80702 Plain Washer, 3/8"
			6 84040 Locknut, 3/8"
6	222321	1	Bearing Bracket
			4 88682 Carriage Bolt, 3/8" x 1", Grade 5
			4 80702 Plain Washer, 3/8"
			4 80680 Lockwasher, 3/8"
			4 84944 Hex Nut, 3/8"
7	182937	4	Flangette
			6 88682 Carriage Bolt, 3/8" x 1", Grade 5
			6 80680 Lockwasher, 3/8"
			6 84944 Hex Nut, 3/8"
8	135241	2	Bearing, Hex Bore
9	226985	1	Bearing Bracket Weld Assembly
			4 88682 Carriage Bolt, 3/8" x 1", Grade 5
			4 80702 Plain Washer, 3/8"
			4 80680 Lockwasher, 3/8"
			4 84944 Hex Nut, 3/8"
10	135065	AR	Washer, Special
11	12480	1	Sleeve, Spacer
12	244673	1	Slip Clutch Assembly, 48 Tooth (Includes Ref. #13 thru 18)
AR - As Required			CONTINUE

**CORN SNAPPING ATTACHMENT FOR 890
AUGER DRIVE AND AUGER GROUP (CONTINUED)**

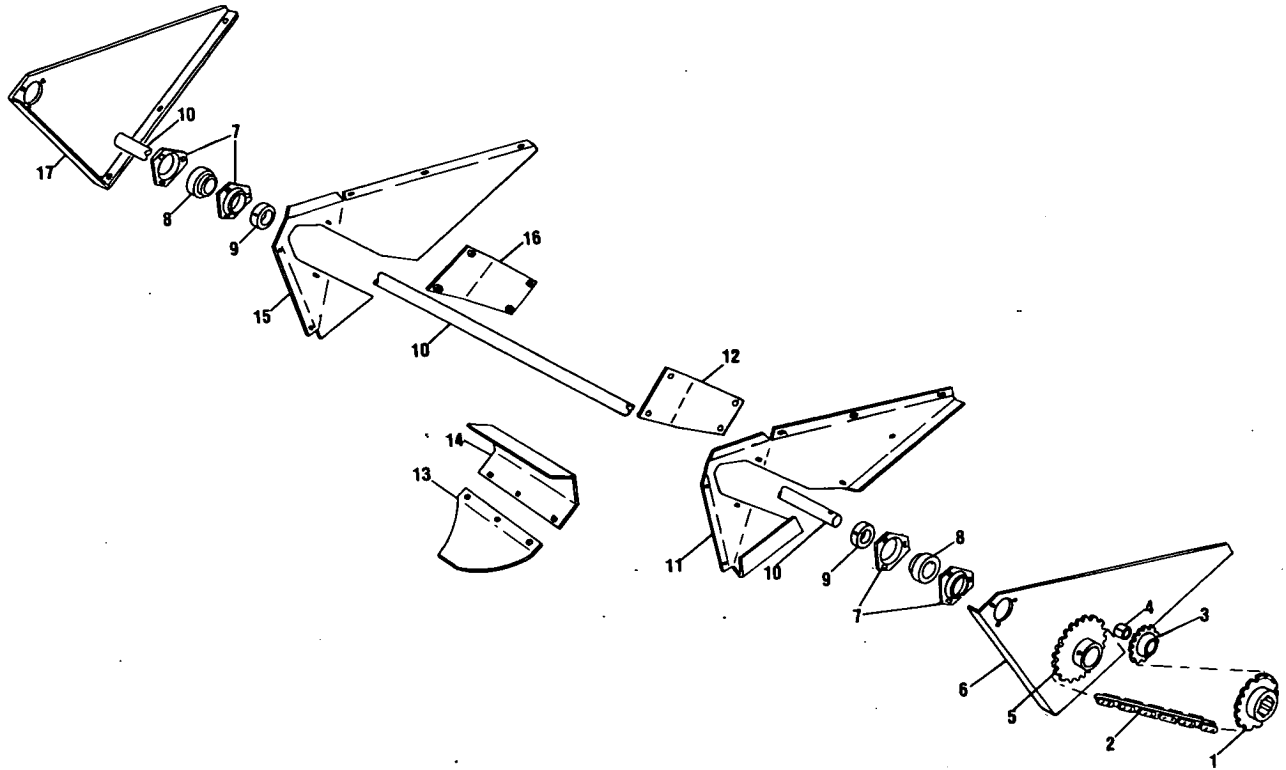
Ref. No.	Part No.	No. Used	Description
13	227419	1	Clutch Hub
14	127434	2	Friction Disc
15	168088	1	Sprocket, 48 Tooth w/Ref. #16 Bushing
16	49686	1	Bushing
17	49683	1	Clutch Plate
18	121092	1	Spring Washer
			3 88011 Cap Screw, Hex Head, 3/8" x 1 1/4", Grade 5
19	707372	1	Bracket
20	48360	1	Washer, Special

BASE UNIT ADAPTOR BUNDLE



Ref. No.	Part No.	No. Used	Description
1	285920	2	Base Unit Adaptor Bundle supplied with Corn Snapping Attachment Extension Weld Assembly
			8 88494 Cap Screw, Hex Head, 5/8" x 1 3/4", Grade 5
			8 84057 Lockwasher, 5/8"
			8 84947 Hex Nut, 5/8"
2	243038	2	Spacer Weld Assembly
			2 87494 Carriage Bolt, 3/8" x 1 1/4"
			2 87016 Plain Washer, 3/8"
			2 80680 Lockwasher, 3/8"
			2 84944 Hex Nut, 3/8"
3	248948	1	Floor Weld Assembly
			4 88589 Plow Bolt, 3/8" x 1"
			4 80680 Lockwasher, 3/8"
			4 84944 Hex Nut, 3/8"
4	258642	2	Rear Feedroll Pad
			2 88239 Carriage Bolt, 5/16" x 1 3/4"
			2 80681 Lockwasher, 5/16"
			2 84943 Hex Nut, 5/16"
5	87862	2	Cap Screw, Hex Head, 3/8" x 4 1/2" - Front Feedroll Springs
			2 84944 Hex Nut, 3/8"
6	87167	2	Cap Screw, Hex Head, 3/8" x 3" - Rear Feedroll Springs
7	262620	10	Filler Weld Assembly
			30 255918 Screw, Serrated Hex Head, 3/8" x 3/4"

MODELS 890E2 AND 890EN2 CORN SNAPPING ATTACHMENT
FEEDER ASSIST BUNDLE



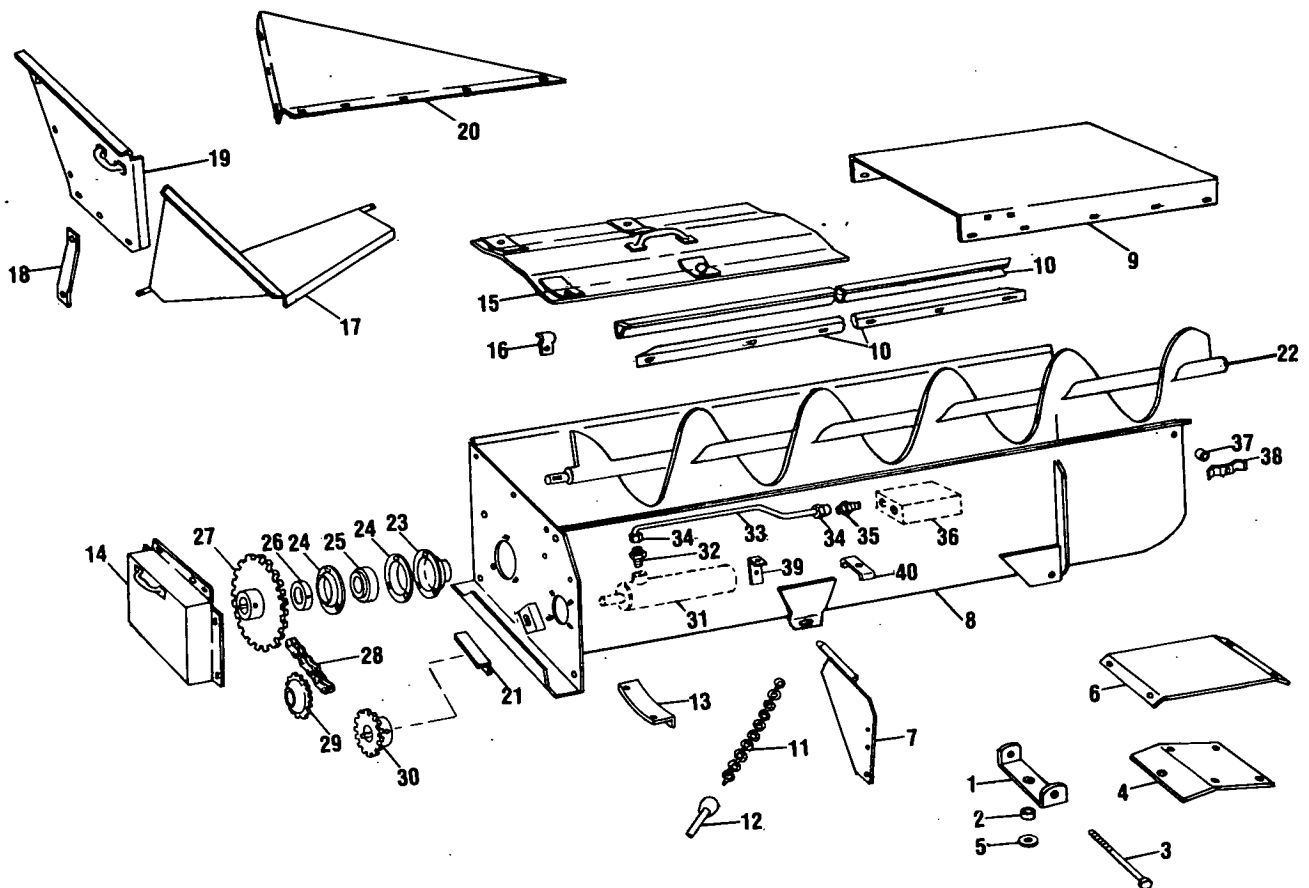
Ref. No.	Part No.	No. Used	Description
	203706		Feeder Assist Bundle
1	572757	1	Sprocket Weld Assembly, 17 Tooth
2	219653	1	Roller Chain Assembly, RC 40, 101 Pitches
	AR 25804		Roller Link
	AR 25195		Connecting Link
	AR 25815		Offset Link
3	103243	1	Idler Sprocket, 18 Tooth
	1 84607		Bolt, Round Head, Short Square Neck, 5/8" x 2 1/2"
	2 80299		Plain Washer, 5/8"
	1 87360		Plain Washer, 7/8"
	1 84057		Lockwasher, 5/8"
	1 84947		Hex Nut, 5/8"
4	45468	1	Split Spacer
5	572758	1	Sprocket Weld Assembly, 33 Tooth
	1 88546		Cap Screw, Hex Head, 3/8" x 2 1/4", Grade 5
	1 88902		Hex Locknut, 3/8"
6	572760	1	Support, Left Hand
	3 88206		Cap Screw, Hex Head, 3/8" x 1"
	6 80702		Plain Washer, 3/8"
	3 80680		Lockwasher, 3/8"
	3 84944		Hex Nut, 3/8"
7	43048	4	Flangette
	6 88682		Carriage Bolt, 3/8" x 1"
	6 80680		Lockwasher, 3/8"
	6 84944		Hex Nut, 3/8"
8	38766	2	Ball Bearing
9	38767	2	Locking Collar w/Set Screw
	2 80429		Set Screw, Hex Socket, 5/16" x 5/16", Cup Point

CONTINUE

MODELS 890E2 AND 890EN2 CORN SNAPPING ATTACHMENT
FEEDER ASSIST BUNDLE (CONTINUED)

Ref. No.	Part No.	No. Used	Description
10	572764	1	Shaft
11	572768	1	Cover Sheet Left Hand
12	574379	1	Cover Weld Assembly, Left Hand 4 87872 Cap Screw, Hex Head, 5/16" x 3/4" 4 80664 Plain Washer, 5/16" 4 80681 Lockwasher, 5/16"
13	263393	6	Flexible Paddle
14	572754	6	Clamp 18 88681 Carriage Bolt, 3/8" x 1 1/4" 18 88902 Hex Locknut, 3/8"
15	572769	1	Cover Sheet Right Hand
16	574380	1	Cover Weld Assembly, Right Hand 4 87872 Cap Screw, Hex Head, 5/16" x 3/4" 4 80664 Plain Washer, 5/16" 4 80681 Lockwasher, 5/16"
17	572761	1	Support, Right Hand 3 88206 Cap Screw, Hex Head, 3/8" x 1" 6 80702 Plain Washer, 3/8" 3 80680 Lockwasher, 3/8" 3 84944 Hex Nut, 3/8"

MODEL 890 ATTACHMENTS
LOADING AUGER BUNDLE



Ref. No.	Part No.	No. Used	Description
	201578		LOADING AUGER BUNDLE
1	236146	1	Swivel
2	167381	1	Spacer
3	88593	1	Cap Screw, Hex Head, 1/2" x 7"
4	236147	1	Support 2 88011 Cap Screw, Hex Head, 3/8" x 1 1/4" 2 88206 Cap Screw, Hex Head, 3/8" x 1" 4 80680 Lockwasher, 3/8" 4 84944 Hex Nut, 3/8"
5	29684	1	Washer, Special 1 87689 Cap Screw, Hex Head, 1/2" x 1 1/2" 1 80679 Lockwasher, 1/2" 1 84946 Hex Nut, 1/2"
6	236148	1	Reinforcement 2 88206 Cap Screw, Hex Head, 3/8" x 1" 2 80680 Lockwasher, 3/8" 2 84944 Hex Nut, 3/8"
7	236151	1	Bracket Weld Assembly 2 88206 Cap Screw, Hex Head, 3/8" x 1" 2 80680 Lockwasher, 3/8" 2 84944 Hex Nut, 3/8"
8	236783	1	Trough Weld Assembly
9	214110	1	Auger Cover 6 84826 Carriage Bolt, 5/16" x 3/4" 6 80702 Plain Washer, 3/8" 6 80681 Lockwasher, 5/16" 6 84943 Hex Nut, 5/16"

CONTINUE

MODEL 890 ATTACHMENTS
LOADING AUGER BUNDLE (CONTINUED)

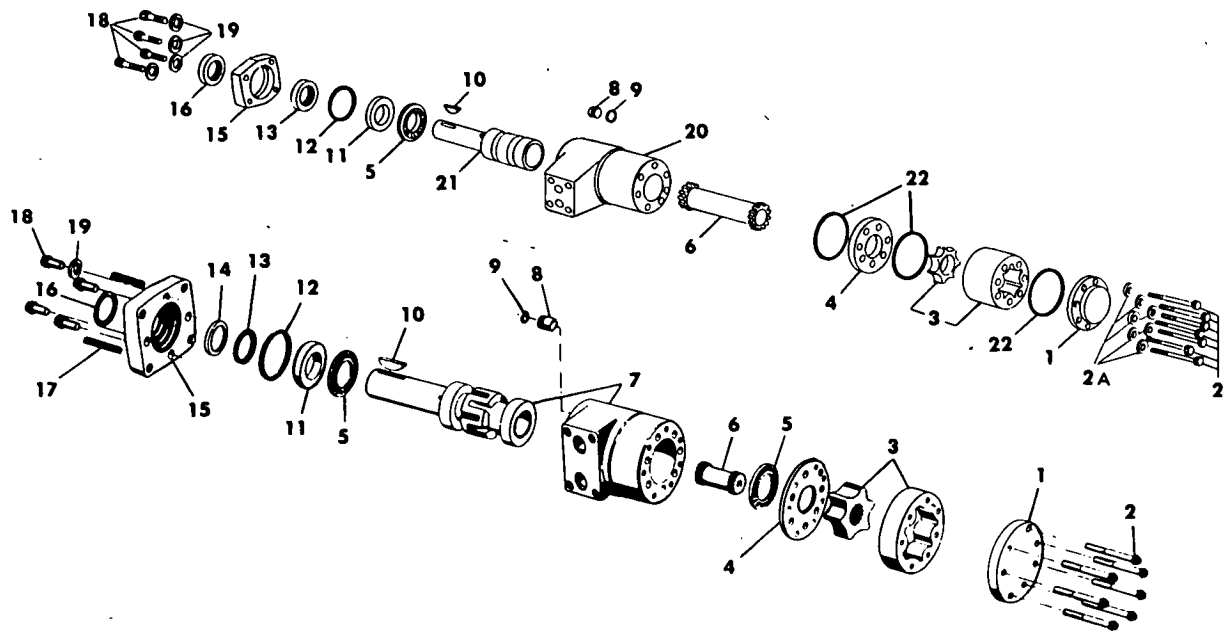
Ref. No.	Part No.	No. Used	Description
10	214106	2	Angle 12 84826 Carriage Bolt, 5/16" x 3/4" 12 80681 Lockwasher, 5/16" 12 84943 Hex Nut, 5/16"
11	136355	1	Chain 1 80756 Cotter Pin, 1/8" x 3/4"
12	132757	1	Linch Pin
13	182828	1	Slide
14	236781	1	Cover Weld Assembly 4 87255 Machine Screw, Truss Head, 5/16" x 5/8" 1 80664 Plain Washer, 5/16" 4 80681 Lockwasher, 5/16" 4 84943 Hex Nut, 5/16"
15	222956	1	Cover Weld Assembly
16	184064	1	Clip 1 87255 Machine Screw, Truss Head, 5/16" x 5/8" 1 80681 Lockwasher, 5/16" 1 84943 Hex Nut, 5/16"
17	184063	1	Side Sheet Weld Assembly 1 80756 Cotter Pin, 1/8" x 3/4"
18	226187	1	Brace 2 84826 Carriage Bolt, 5/16" x 3/4" 2 80664 Plain Washer, 5/16" 2 80681 Lockwasher, 5/16" 2 84943 Hex Nut, 5/16"
19	236782	1	End Sheet Weld Assembly 6 87255 Machine Screw, Truss Head, 5/16" x 5/8" 6 80681 Lockwasher, 5/16" 6 84943 Hex Nut, 5/16"
20	142417	1	Side Sheet, L.H. 3 84826 Carriage Bolt, 5/16" x 3/4" 3 80702 Plain Washer, 3/8" 3 80681 Lockwasher, 5/16" 3 84943 Hex Nut, 5/16"
21	236780	1	Angle
22	214119	1	Auger Weld Assembly
23	103135	1	Shield
24	36853	2	Flangette 3 84826 Carriage Bolt, 5/16" x 3/4" 3 80681 Lockwasher, 5/16" 3 84943 Hex Nut, 5/16"
25	574844	1	Bearing ---Replaces 38261
26	38260	1	Collar 1 80430 Set Screw, Hex Socket, 1/4" x 1/4", Cup Point
27	142126	1	Sprocket Weld Assembly 1 80768 Woodruff Key, #15, 1/4" x 1" 1 88144 Set Screw, Square Head, 3/8" x 5/8", Cup Point 1 84969 Hex Jam Nut, 3/8"
28	142129	1	Roller Chain Assembly, RC 40, 64 Pitches AR 25804 Regular Link, RC 40 AR 25195 Connector Link, RC 40 AR 25814 Offset Link, RC 40
29	103243	1	Idler Sprocket 1 87196 Cap Screw, Hex Head, 5/8" x 1 3/4" AR 87365 Plain Washer, 5/8" 1 84057 Lockwasher, 5/8" 1 84971 Hex Jam Nut, 5/8"

AR - As Required

MODEL 890 ATTACHMENTS
LOADING AUGER BUNDLE (CONTINUED)

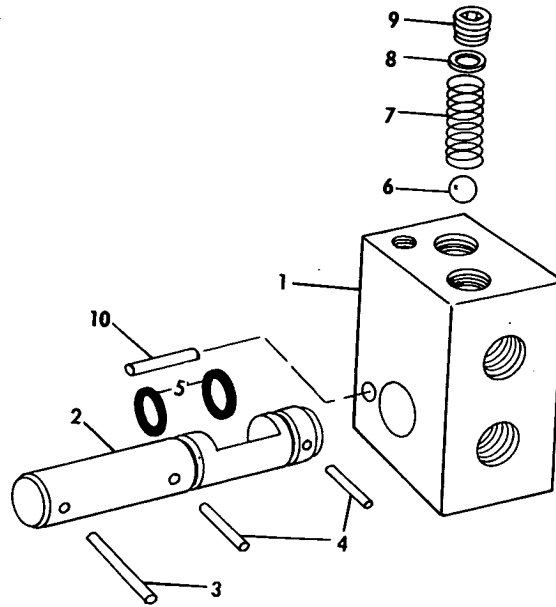
Ref. No.	Part No.	No. Used	Description
30	142124	1	Sprocket Weld Assembly, 16 Tooth 1 80768 Woodruff Key, #15, 1/4" x 1" 1 88144 Set Screw, Square Head, 3/8" x 5/8", Cup Point 1 84969 Hex Jam Nut, 3/8"
31	571566	1	Orbit Motor (See Page 160 for Breakdown) ---Replaces 514635 4 88434 Cap Screw, Hex Head, 3/8" x 3/4" 4 80680 Lockwasher, 3/8" 2 80702 Plain Washer, 3/8"
32	132341	2	Male Connector
33	236624	2	Tube Assembly (Includes 2 of Ref. #34)
34	76353	4	Nut, Tube
35	163334	2	Male Connector
36	236623	1	Valve Assembly (See Page 161 for Breakdown) 1 88543 Cap Screw, Hex Head, 5/16" x 1" 4 80664 Plain Washer, 5/16" 1 80681 Lockwasher, 5/16"
37	46579	1	Spacer
38	42365	2	Clamp 1 88603 Carriage Bolt, 5/16" x 2 1/2" 1 80681 Lockwasher, 5/16" 1 84943 Hex Nut, 5/16" 1 87382 Hex Locknut, 5/16"
39	244354	1	Bracket 1 88434 Cap Screw, Hex Head, 3/8" x 3/4" 1 80680 Lockwasher, 3/8" 1 84944 Hex Nut, 3/8"
40	323749	1	Clamp 1 87716 Cap Screw, Hex Head, 1/4" x 1 1/4" 1 84060 Locknut, 1/4"

HYDRAULIC MOTOR ASSEMBLY



Ref. No.	Part No.	No. Used		Description
		A	B	
	571566		1	Hydraulic Motor Assembly, Complete ---Replaces 514635
1	512570	1		End Cap
	527737		1	End Cap
2	514863	7	7	Cap Screw
2A	527747		**7	Seal
3	514862	1		Gerotor Set
	272990		1	Gerotor Set
4	511214	1		Plate
	527746		1	Plate
5	511221	2		Bearing
	527739		1	Bearing
6	511215	1	1	Drive
7	517848	1		Housing and Spool (Matched Set)
8	511225	1	1	Plug
9	49856	*1		"O" Ring
10	80768	1		Woodruff Key, #15, 1/4" x 1"
11	511220	1		Bearing Race
	527745		1	Bearing Race
12	511212	*1	**1	"O" Ring
13	511223	*1		Quad Seal
	527744		**1	Quad Seal
14	524312	*1		Back-up Washer
15	517847	1		End Plate
	527740		1	End Plate
16	121189	*1		Oil Seal
	527741		1	Oil Seal
17	87538	2		Roll Pin, 1/4" x 1"
18	518979	4	4	Cap Screw
19	524311	4	4	Washer
20	527743		1	Housing
21	527742		1	Output Shaft
22	527738		**3	"O" Ring
	*511228	1		Seal Kit (Includes Ref. No.'s 9, 12, 13, 14, 16)
	**527748		1	Seal Kit (Includes Ref. No.'s 2A, 12, 13, 22)

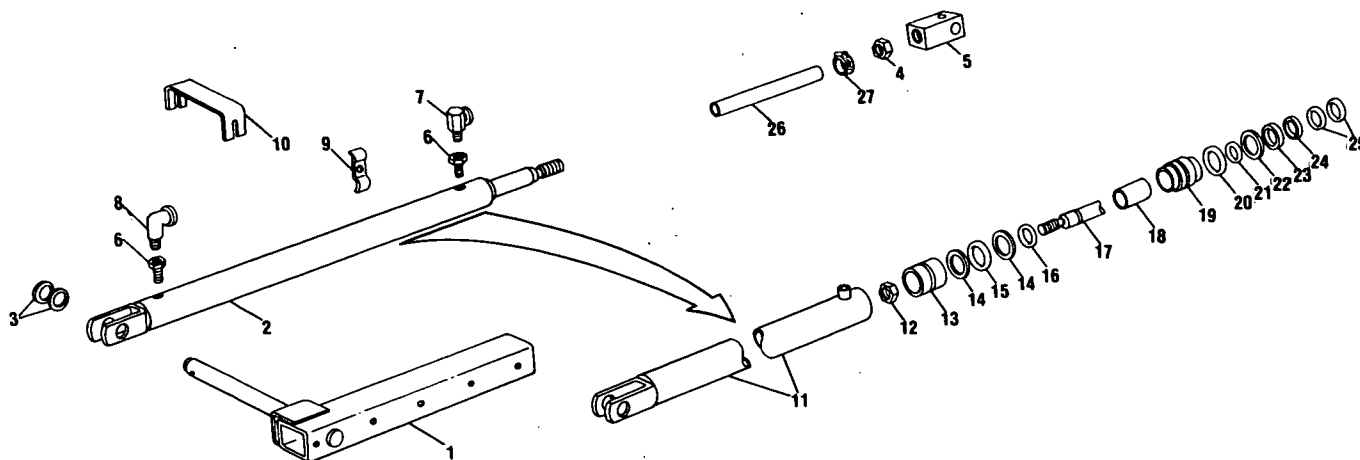
MODEL 890 ATTACHMENTS
VALVE ASSEMBLY



Ref. No.	Part No.	No. Used	Description
	236623		Valve Assembly, Complete
1	236620	1	Body
2	236621	1	Valve
3	518828	1	Handle
4	87876	2	Grooved Pin, 1/4" x 1 1/2", Type "E"
5	122014	2	"O" Ring
6	44468	1	Steel Ball, 3/8" Dia.
7	122079	1	Spring
8	122112	AR	Washer
9	236622	2	Pipe Plug, 3/8"-18 NPTF, Hex Socket
10	80762	1	Grooved Pin, 1/4" x 1/2", Type "A"

AR - As Required

MODEL 890 ATTACHMENTS
HYDRAULIC SPOUT CONTROL KIT



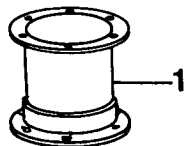
Ref. No.	Part No.	No. Used	Description
1	200483	1	Hydraulic Spout Control Kit
	182201	1	Shaft Bracket Weld Assembly
			1 80754 Cotter Pin, 3/16" x 1 1/2"
			1 87110 Cap Screw, 1/2" x 4"
			1 88403 Cap Screw, 3/8" x 4"
			1 88206 Cap Screw, 3/8" x 1"
			1 80700 Plain Washer, 1/2"
			1 80702 Plain Washer, 3/8"
			1 80679 Lockwasher, 1/2"
			1 80680 Lockwasher, 3/8"
			1 84946 Nut, 1/2"
			1 84944 Nut, 3/8"
			1 84040 Locknut, 3/8"
2	182209	1	Cylinder Assembly (Includes Ref. 11 through 25)
3	27531	AR	Washer
4	87309	1	Jam Nut, 1/2" (N.F.)
5	138496	1	Block
			1 87414 Grease Fitting, 1/4"-28, Straight, Self-Tapping
6	509957	2	Bushing, 1/2" x 1/4"
7	179755	1	Adapter Union (Restricting w/.032 Dia. Orifice)
8	84032	1	Street Elbow, 90°
9	42365	4	Clamp
			4 87775 Bolt, Round Head, Square Neck, 3/8" x 1 1/4"
			4 80680 Lockwasher, 3/8"
			4 84944 Nut, 3/8"
10	181197	1	Bracket
11	182924	1	Tube Assembly
12	87310	1	Jam Nut, 9/16"
13	182923	1	Piston
14	N.S.S.	2	Washer

MODEL 890 ATTACHMENTS
HYDRAULIC SPOUT CONTROL KIT (CONTINUED)

Ref. No.	Part No.	No. Used	Description
15	N.S.S.	1	"O" Ring
16	N.S.S.	1	"O" Ring
17	182922	1	Rod
18	187939	1	Bushing
19	182925	1	Head
20	N.S.S.	1	"O" Ring
21	N.S.S.	1	"O" Ring
22	N.S.S.	1	Lock Ring
23	N.S.S.	1	Spacer
24	N.S.S.	1	Lock Ring
25	N.S.S.	2	Washer
28	513309	1	Hose Clamp
29	236661	1	Tube

N.S.S. - Not Serviced Separately - These items are all available in the same quantities as used in the Cylinder under the Repair Kit #200612.

VERTICAL EXTENSION




Ref. No.	Part No.	No. Used	Description
1	*203049	AR	Vertical Extension Bundle for Spout (Includes Pipe Extension and following hardware) 6 88206 Cap Screw, 3/8" x 1" 6 80680 Lockwasher, 3/8" 6 84944 Nut, 3/8" 1 87414 Grease Fitting, 1/4"-28, Straight, Self Tapping

AR - As Required

*NOTE: When used below Serial No. 237942 also order 2 each of 285839 Plate and 285840 Strap.

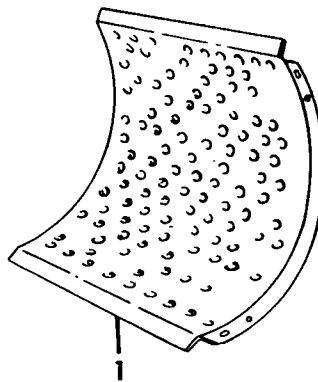
MODEL 890 ATTACHMENTS
SPOUT LINER



Ref. No.	Part No.	No. Used	Description
1	201605 80887969	AR	Spout Liner Bundle (Includes Liner and the following hardware)
			2 87702 Flat Head, Machine Screw, 3/8" x 1"
			2 87596 Round Head, Short Square Neck Bolt, 3/8" x 3/4"
			4 80680 Lockwasher, 3/8"
			2 87016 Plain Washer, 3/8"
			4 84944 Hex Nut, 3/8"

replace
8088639.

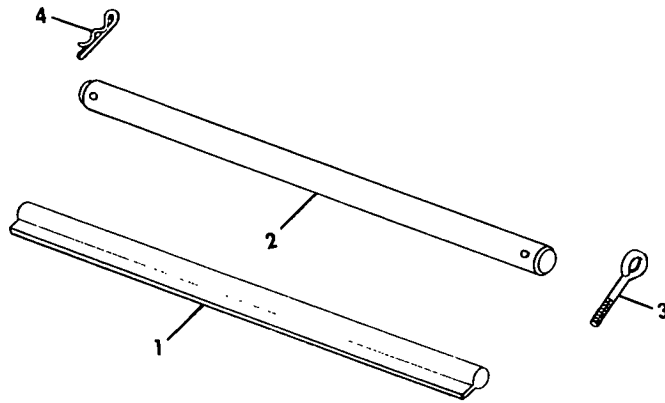
RECUTTER SCREENS



Ref. No.	Part No.	No. Used	Description
1	225965	AR	Screen Weld Assembly, Holes 1/2" (820)
	225964	AR	Screen Weld Assembly, Holes 3/4" (470)
	225963	AR	Screen Weld Assembly, Holes 1" (280)
	225962	AR	Screen Weld Assembly, Holes 1 1/4" (160)
	225961	AR	Screen Weld Assembly, Slots 1 1/2" x 6 3/32"
	225960	AR	Screen Weld Assembly, Slots 2 1/4" x 6 1/8"
	225959	AR	Screen Weld Assembly, Slots 3" x 6 1/4"

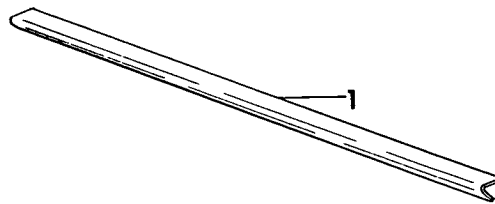
AR - As Required

MODEL 890 ATTACHMENTS
RECUTTER SCREEN MOUNTING KIT



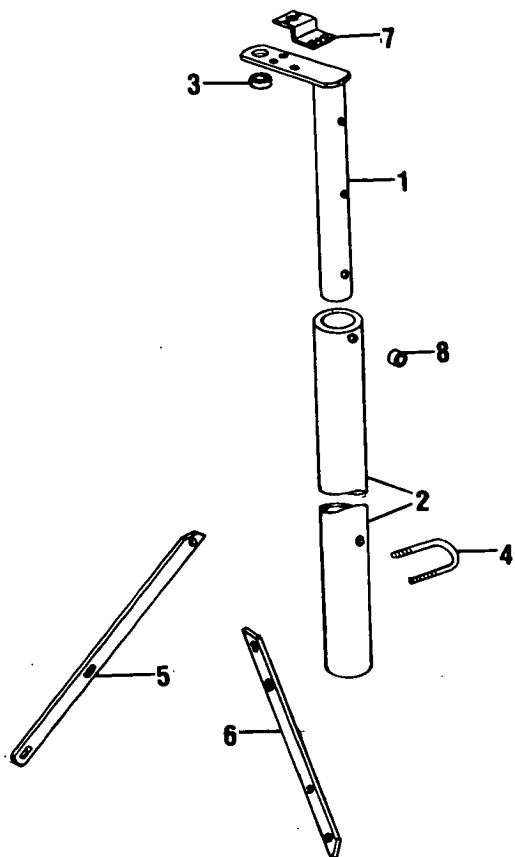
Ref. No.	Part No.	No. Used	Description
	201340		Recutter Screen Mounting Kit
1	225133	1	Rod Weld Assembly
2	226241	1	Shaft
3	225080	2	Eye Bolt
			4 87016 Plain Washer, 3/8"
			4 84944 Hex Nut, 3/8"
4	37851	4	Hairpin Cotter

202614 FEEDROLL FILLER KIT



Ref. No.	Part No.	No. Used	Description
1	262620	10	Filler Weld Assembly
			30 255918 Lockscrew, 3/8" x 3/4"

MODEL 890 ATTACHMENTS
SPOUT SUPPORT BUNDLE

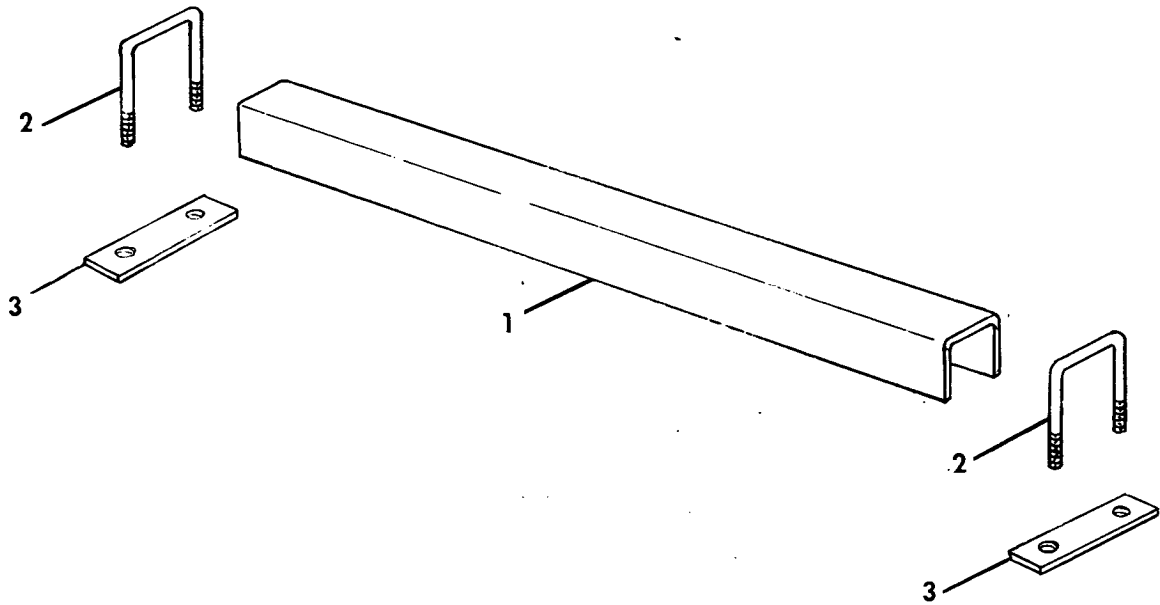


Ref. No.	Part No.	No. Used	Description
1	201833 238359	1	Spout Support Bundle Tube Weld Assembly 1 88207 Cap Screw, Hex Head, 1/2" x 3 3/4", Grade 5 1 87364 Plain Washer, 1/2" 1 80679 Lockwasher, 1/2" 1 84946 Hex Nut, 1/2"
2	706225	1	Tube ---Replaces 238360 1 88207 Cap Screw, Hex Head, 1/2" x 3 3/4", Grade 5 1 87364 Plain Washer, 1/2" 1 80679 Lockwasher, 1/2" 1 84946 Hex Nut, 1/2"
3	54627	1	Spacer 1 87975 Cap Screw, Hex Head, 1/2" x 2 1/4", Grade 5 5 80700 Plain Washer, 1/2" 1 80679 Lockwasher, 1/2" 1 84946 Hex Nut, 1/2"
4	238381	2	U-Bolt 8 84946 Hex Nut, 1/2"
5	238406	1	Brace 2 87409 Bolt, Round Head, Short Square Neck, 1/2" x 1 1/2" 1 87670 Cap Screw, Hex Head, 1/2" x 1 1/4", Grade 5 1 87364 Plain Washer, 1/2" 3 80679 Lockwasher, 1/2" 3 84946 Hex Nut, 1/2"
6	238407	1	Brace 3 87972 Cap Screw, Hex Head, 1/2" x 2 1/2", Grade 5 3 80700 Plain Washer, 1/2" 3 80679 Lockwasher, 1/2" 3 84946 Hex Nut, 1/2"

**MODEL 890 ATTACHMENTS
SPOUT SUPPORT BUNDLE (CONTINUED)**

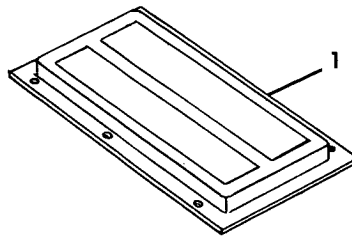
Ref. No.	Part No.	No. Used	Description
7	136678	1	Bracket 2 88543 Cap Screw, Hex Head, 5/16" x 1", Grade 5 2 80681 Lockwasher, 5/16" 2 84943 Hex Nut, 5/16"
8	117363	2	Spacer

WHEEL EXTENSION REINFORCEMENT BUNDLE



Ref. No.	Part No.	No. Used	Description
1	203240	1	Wheel Extension Reinforcement Bundle
2	286312	3	Channel
	286313		U-Bolt 6 80679 Lockwasher, 1/2" 6 84946 Hex Nut, 1/2"
3	286314	5	Flat


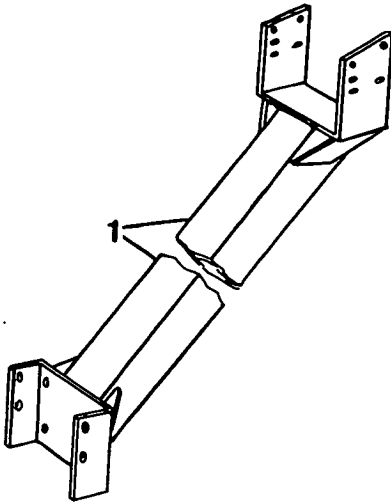
MAGNET BUNDLE



Ref. No.	Part No.	No. Used	Description
1	201879 N.S.S.	1	Magnet Bundle (For Ear Corn Hopper) Magnet Assembly (Sold only as Bundle)

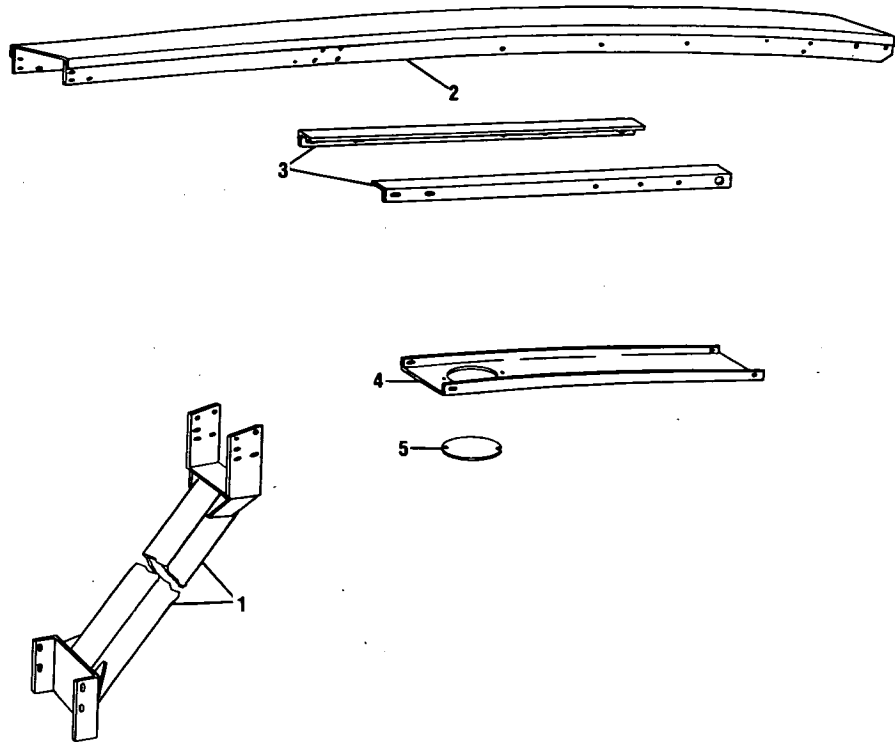
N.S.S. - Not Serviced Separately

MODEL 890 ATTACHMENTS
 HORIZONTAL SPOUT EXTENSION BUNDLE - 4 FT.



Ref. No.	Part No.	No. Used	Description
1	202410 238338	1	Horizontal Spout Extension Bundle - 4 Ft. Brace Weld Assembly 4 88434 Cap Screw, Hex Head, 3/8" x 3/4" 4 88206 Cap Screw, Hex Head, 3/8" x 1" 4 87702 Machine Screw, Flat, 3/8" x 1" 12 80702 Plain Washer, 3/8" 12 80680 Lockwasher, 3/8" 12 84944 Hex Nut, 3/8"
2	256476	1	Spout Weld Assembly 6 88434 Cap Screw, Hex Head, 3/8" x 3/4" 4 88206 Cap Screw, Hex Head, 3/8" x 1" 4 87702 Machine Screw, Flat Head, 3/8" x 1" 24 80702 Plain Washer, 3/8" 14 80680 Lockwasher, 3/8" 14 84944 Hex Nut, 3/8"
3	251381	1	Shield 4 87872 Cap Screw, Hex Head, 5/16" x 3/4" 2 80664 Plain Washer, 5/16" 4 80681 Lockwasher, 5/16" 4 84943 Hex Nut, 5/16"
4	164342	1	Cover Plate 2 88356 Carriage Bolt, 1/4" x 1" 1 80701 Plain Washer, 1/4" 2 80682 Lockwasher, 1/4" 2 84878 Wing Nut, 1/4"

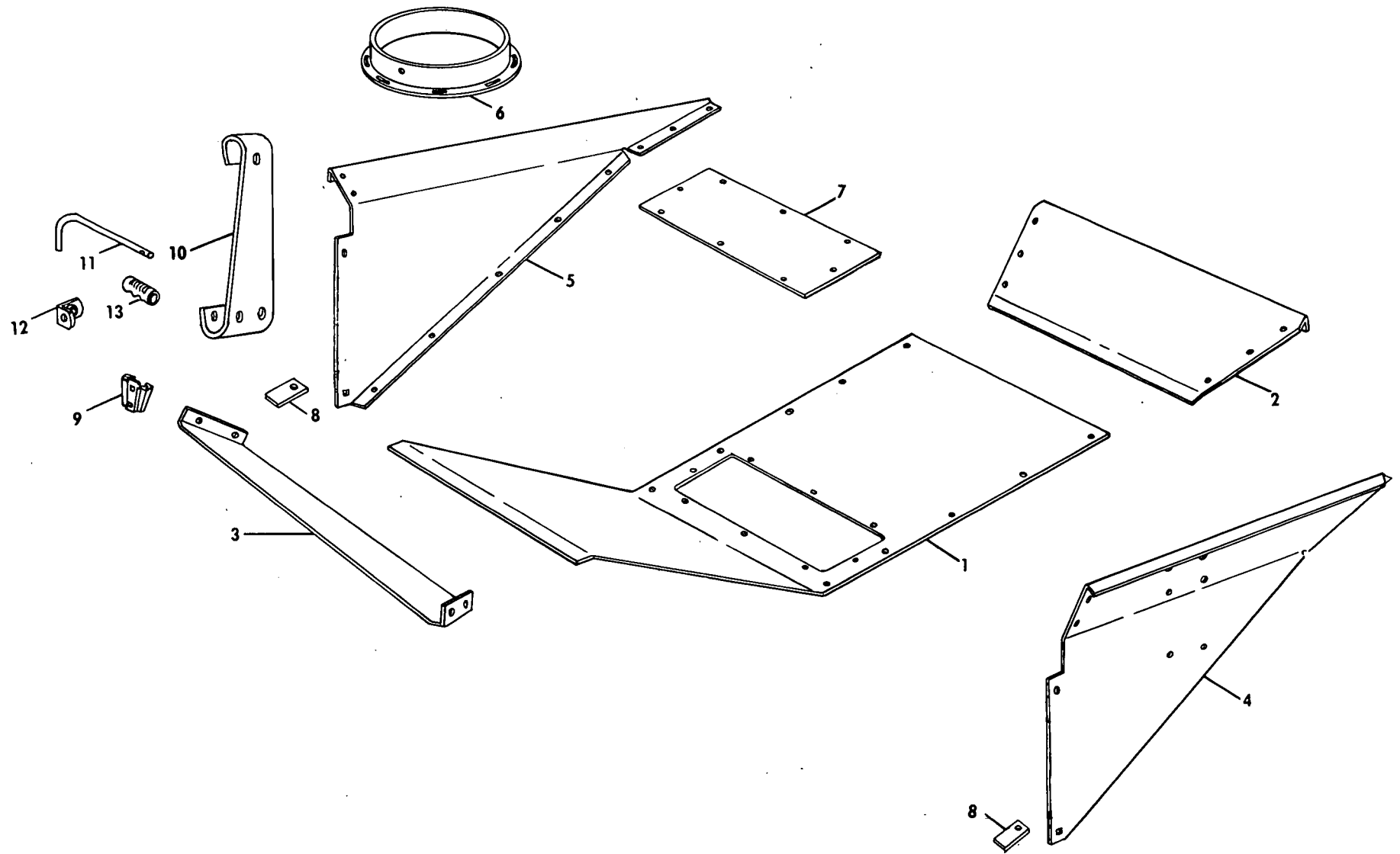
**MODEL 890 ATTACHMENTS
HORIZONTAL SPOUT EXTENSION BUNDLE - 8 FT.**



Ref. No.	Part No.	No. Used	Description
1	202409 238276	1	Horizontal Spout Extension Bundle - 8 Ft. Brace Weld Assembly
			12 88206 Cap Screw, Hex Head, 3/8" x 1" 4 87702 Machine Screw, Flat Head, 3/8" x 1" 24 80702 Plain Washer, 3/8" 24 80680 Lockwasher, 3/8" 12 84944 Hex Nut, 3/8"
2	256478	1	Spout Weld Assembly
			4 87872 Cap Screw, Hex Head, 5/16" x 3/4" 2 87671 Machine Screw, Flat Head, 5/16" x 5/8" 4 87702 Machine Screw, Flat Head, 3/8" x 1" 4 80664 Plain Washer, 5/16" 4 80702 Plain Washer, 3/8" 6 80681 Lockwasher, 5/16" 4 80680 Lockwasher, 3/8" 6 84943 Hex Nut, 5/16" 4 84944 Hex Nut, 3/8"
3	136714	2	Angle
			6 87872 Cap Screw, Hex Head, 5/16" x 3/4" 6 80681 Lockwasher, 5/16" 6 84943 Hex Nut, 5/16"
4	251381	1	Shield
			4 87872 Cap Screw, Hex Head, 5/16" x 3/4" 2 80664 Plain Washer, 5/16" 4 80681 Lockwasher, 5/16" 4 84943 Hex Nut, 5/16"
5	164342	1	Cover Plate
			2 88356 Carriage Bolt, 1/4" x 1" 1 80701 Plain Washer, 1/4" 2 80682 Lockwasher, 1/4" 2 84878 Wing Nut, 1/4"

MODEL 890 ATTACHMENTS
FEED HOPPER BUNDLE

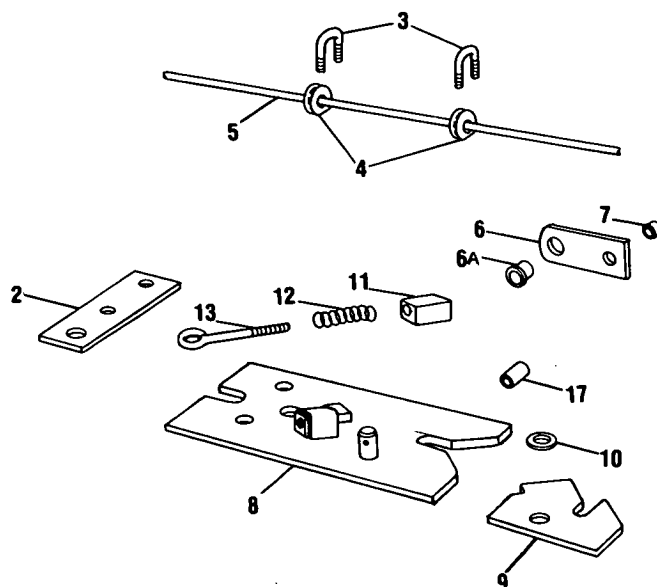
170



**MODEL 890 ATTACHMENTS
FEED HOPPER BUNDLE**

Ref. No.	Part No.	No. Used	Description
1	201339	.	Feed Hopper Bundle
	226073	1	Bottom Weld Assembly
			11 87872 Cap Screw, Hex Head, 5/16" x 3/4", Grade 5
			11 80664 Plain Washer, 5/16"
			11 80681 Lockwasher, 5/16"
2	225971	1	11 84943 Hex Nut, 5/16"
			Front Sheet
			8 87872 Cap Screw, Hex Head, 5/16" x 3/4", Grade 5
			2 87639 Bolt, Round Head, Short Square Neck, 5/16" x 3/4"
			8 80664 Plain Washer, 5/16"
3	225970	1	10 80681 Lockwasher, 5/16"
			10 84943 Hex Nut, 5/16"
			Rear Sheet
			4 87872 Cap Screw, Hex Head, 5/16" x 3/4", Grade 5
			4 80664 Plain Washer, 5/16"
4	226077	1	4 80681 Lockwasher, 5/16"
			4 84943 Hex Nut, 5/16"
			Side Sheet Weld Assembly, R.H.
			2 87868 Carriage Bolt, 1/2" x 1 1/4", Grade 5
			2 80700 Plain Washer, 1/2"
5	226076	1	2 80679 Lockwasher, 1/2"
			2 84946 Hex Nut, 1/2"
			Side Sheet Weld Assembly, L.H.
			2 87868 Carriage Bolt, 1/2" x 1 1/4", Grade 5
			2 80700 Plain Washer, 1/2"
6	184118	1	2 80679 Lockwasher, 1/2"
			2 84946 Hex Nut, 1/2"
			Tilt Section Assembly
			2 88543 Cap Screw, Hex Head, 5/16" x 1", Grade 5
			2 87382 Hex Nut, 5/16"
7	217046	1	Plate
			6 84909 Machine Screw, Truss Head, 1/4" x 3/4"
			6 80701 Plain Washer, 1/4"
			6 80682 Lockwasher, 1/4"
			6 84942 Hex Nut, 1/4"
8	258642	2	Pad
			2 88195 Carriage Bolt, 5/16" x 1 1/2"
			2 80681 Lockwasher, 5/16"
			2 84943 Hex Nut, 5/16"
			9
2 87639 Bolt, Round Head, Short Square Neck, 5/16" x 3/4"			
2 80681 Lockwasher, 5/16"			
2 84943 Hex Nut, 5/16"			
10	284008	1	
			2 87112 Cap Screw, Hex Head, 3/8" x 2 1/4"
			2 80702 Plain Washer, 3/8"
			2 80680 Lockwasher, 3/8"
			2 84944 Hex Nut, 3/8"
11	284036	1	Shifter Rod
			1 87112 Cap Screw, Hex Head, 3/8" x 2 1/4"
			1 80702 Plain Washer, 3/8"
			1 84040 Hex Locknut, 3/8"
12	253640	1	Shift Lever Bracket ---Replaces 122530
			1 88543 Cap Screw, Hex Head, 5/16" x 1"
			1 80664 Plain Washer, 5/16"
			1 80681 Lockwasher, 5/16"
			1 84943 Hex Nut, 5/16"
13	126697	1	Hand Grip

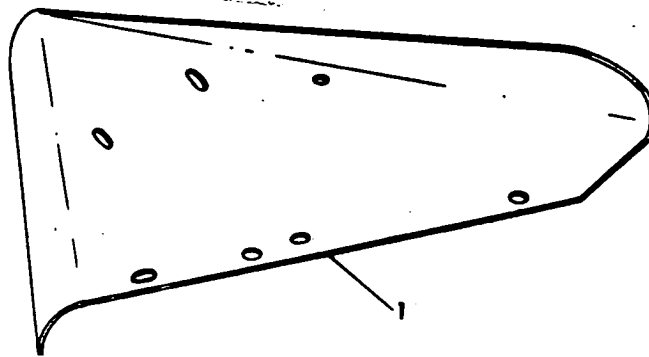
MODEL 890 ATTACHMENTS
AUTOMATIC HITCH KIT



Ref. No.	Part No.	No. Used	Description
1	201585 218409	1	AUTOMATIC HITCH KIT Automatic Hitch Assembly (Includes Refs. 8 thru 13) 2 88551 Cap Screw, Hex Head, 1/2" x 1 3/4", Grade 5 1 88693 Cap Screw, Hex Head, 5/8" x 2 3/4", Grade 5 2 80700 Plain Washer, 1/2" 1 80299 Plain Washer, 5/8" 2 84236 Hex Locknut, 1/2" 1 88718 Hex Locknut, 5/8" (Grade B)
2	136697	1	Strip
3	28114	4	"U" Bolt 8 87771 Lockwasher, 3/16" 8 87304 Hex Nut, 3/16"
4	28110	4	Rope Guide
5	248325	1	Rope, 22'
6	718832	2	Bracket and Grommet Assembly 1 88206 Cap Screw, Hex Head, 3/8" x 1", Grade 5 1 87337 Cap Screw, Hex Head, 3/4" x 3", Grade 5 1 84239 Plain Washer, 3/4" 1 80680 Lockwasher, 3/8" 1 84041 Hex Locknut, 3/4" 1 84944 Hex Nut, 3/8"
6A	00709	2	Grommet
7	178493	1	Spacer
8	213736	1	Hitch Weld Assembly
9	213744	1	Plate 1 80750 Cotter Pin, 1/8" x 1 1/4"
10	26301	1	Washer
11	213737	1	Block
12	37193	1	Spring
13	35694	1	Eyebolt 2 84969 Hex Jam Nut, 3/8"

MODEL 880S SICKLE BAR ATTACHMENTS

97101 HEAD SAVER FOR SICKLE BAR

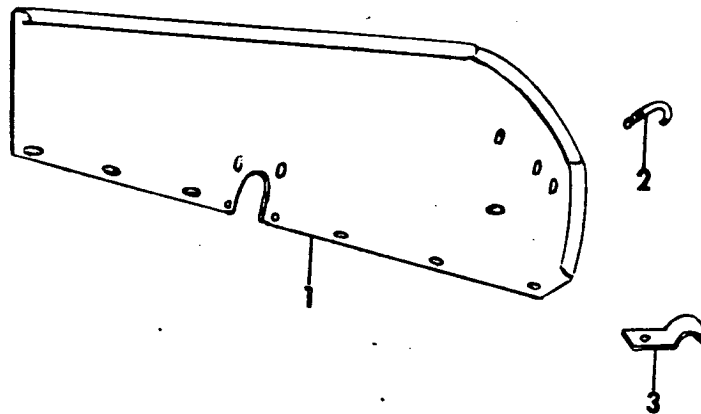


Ref. No.	Part No.	No. Used	Description
1	97101 *	AR 1	Head Saver (Includes) Head Saver Deflector
			1 87101 Machine Screw, Truss Head, 3/8" x 3/4"
			1 87016 Plain Washer, 3/8"
			1 80680 Lockwasher, 3/8"
			1 84944 Nut, 3/8"

AR - As Required

* For Service Replacement, Order #97101.

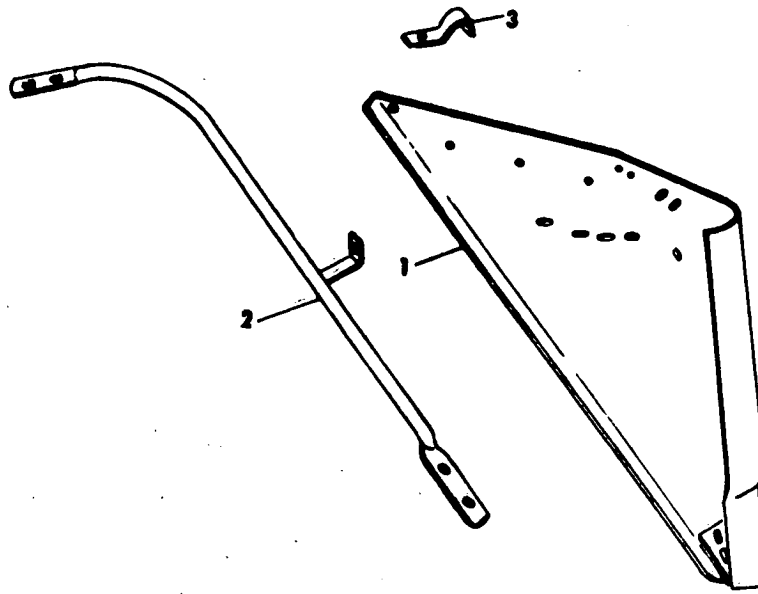
97099 SIDE SHEET EXTENSION FOR SICKLE BAR



Ref. No.	Part No.	No. Used	Description
1	97099 121708	AR 1	Side Sheet Extension (Includes) Side Sheet Extension Weld Assembly
			3 87639 Bolt, Round Head, Short Square Neck, 5/16" x 3/4"
			3 87362 Plain Washer, 5/16"
			3 80681 Lockwasher, 5/16"
			3 84943 Nut, 5/16"
2	126039	1	"J" Bolt
			1 84943 Nut, 5/16"
3	121687	1	Clamp
			1 87101 Machine Screw, Truss Head, 3/8" x 3/4"
			1 87016 Plain Washer, 3/8"
			1 80680 Lockwasher, 3/8"
			1 84944 Nut, 3/8"

AR - As Required

MODEL 880S SICKLE BAR ATTACHMENTS
 97100 POINTED DIVIDER FOR SICKLE BAR

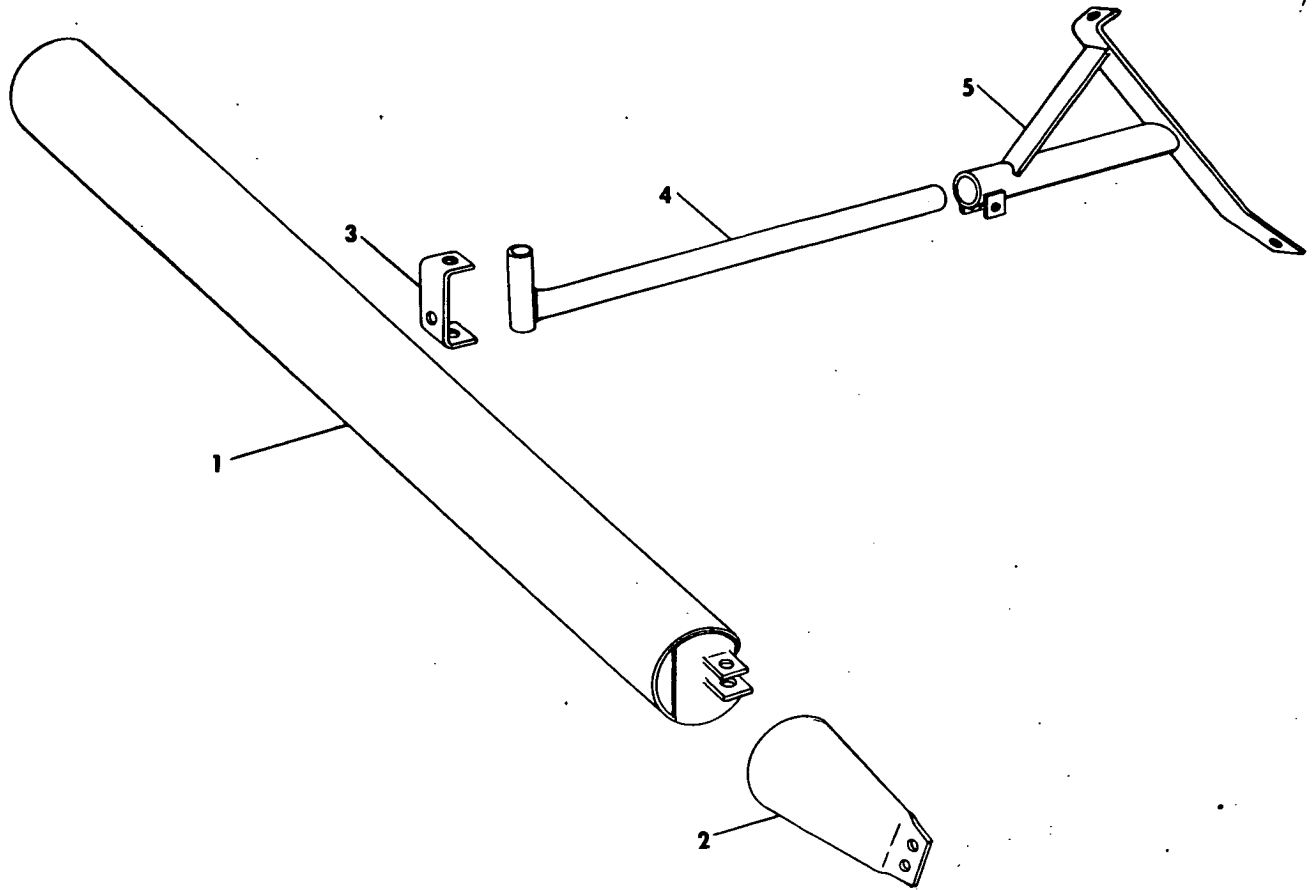


Ref. No.	Part No.	No. Used	Description
1	97100 121859	AR 1	Pointed Divider (Includes) Pointed Divider Weld Assembly 2 88206 Cap Screw, 3/8" x 1" 2 80680 Lockwasher, 3/8" 2 84944 Nut, 3/8"
2	121790	1	Brace Weld Assembly 4 87260 Machine Screw, Truss Head, 3/8" x 1 1/4" 2 87170 Cap Screw, 3/8" x 3 3/4" 3 87016 Plain Washer, 3/8" 4 80680 Lockwasher, 3/8" 4 84944 Nut, 3/8"
3	121687	1	Clamp 1 84470 Machine Screw, Truss Head, 3/8" x 1 1/4" 1 80680 Lockwasher, 3/8" 1 84944 Nut, 3/8"

AR - As Required

MODEL 880R2 AND 880N2 2 ROW ROW CROPS

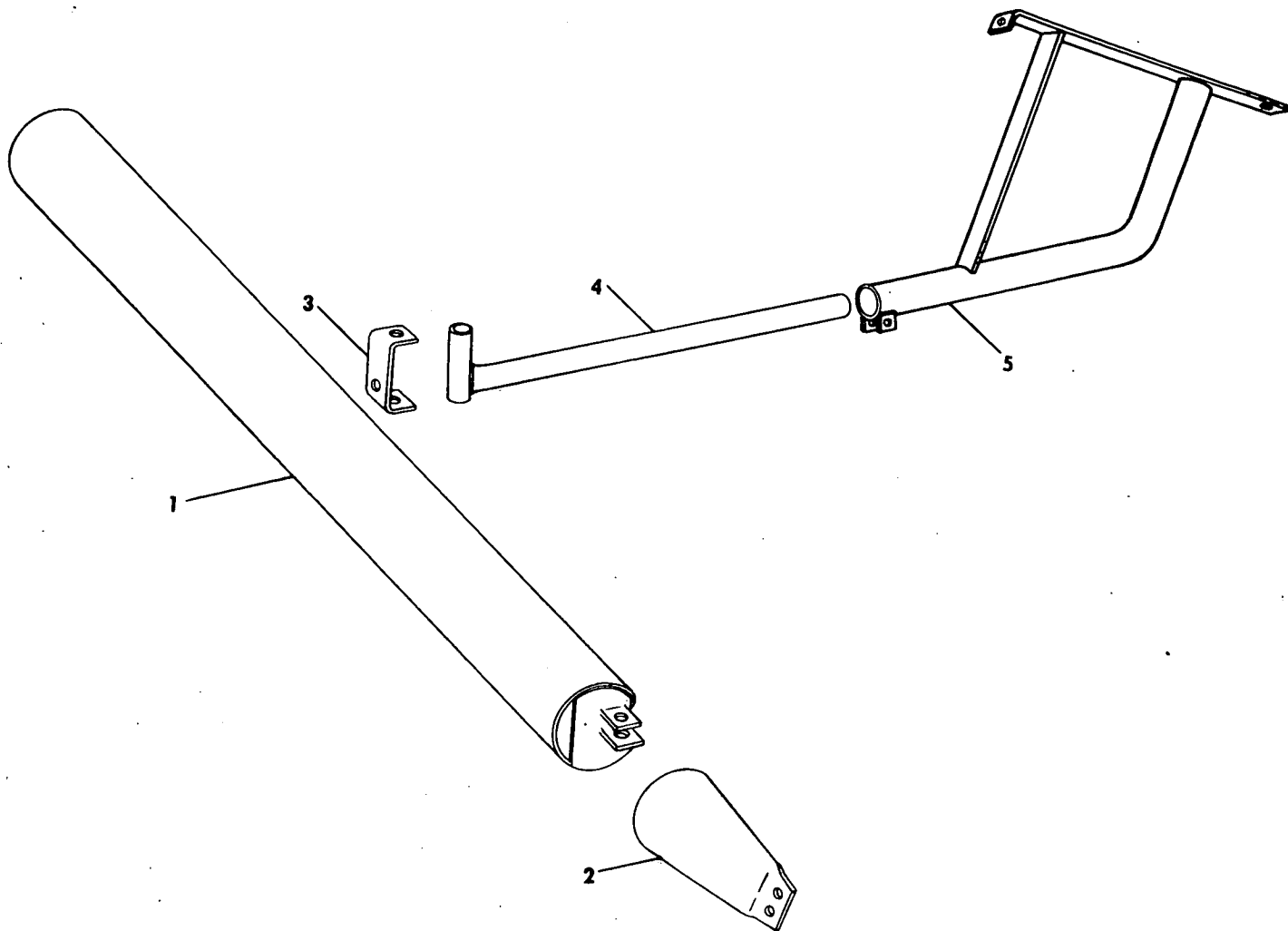
97556 RIGHT DIVIDER BUNDLE



Ref. No.	Part No.	No. Used	Description
	97556	AR	RIGHT DIVIDER BUNDLE
1	137499	1	Divider Weld Assembly
2	137483	1	Cone Support Weld Assembly
			1 84870 Cap Screw, 3/8" x 1 1/4"
			2 87256 Machine Screw, Truss Head, 5/16" x 1"
			2 87362 Plain Washer, 5/16"
			1 80680 Lockwasher, 3/8"
			2 80681 Lockwasher, 5/16"
			1 84944 Nut, 3/8"
			2 84943 Nut, 5/16"
3	137563	1	Bracket
			1 87670 Cap Screw, 1/2" x 1 1/4"
			1 80679 Lockwasher, 1/2"
			1 84946 Nut, 1/2"
4	137473	1	Support Shaft Weld Assembly
			1 87110 Cap Screw, 1/2" x 4"
			1 84236 Locknut, 1/2"
5	137480	1	Divider Support Weld Assembly
			1 87164 Cap Screw, 3/8" x 2"
			1 84870 Cap Screw, 3/8" x 1 1/4"
			2 80680 Lockwasher, 3/8"
			2 84944 Nut, 3/8"

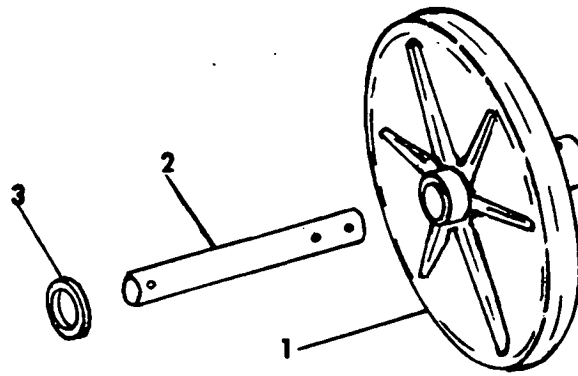
AR - As Required

MODEL 880N3 ROW CROP
97750 RIGHT DIVIDER BUNDLE



Ref. No.	Part No.	No. Used	Description
	97750	AR	RIGHT DIVIDER BUNDLE
1	137499	1	Divider Weld Assembly
2	137483	1	Cone Support Weld Assembly
			1 84870 Cap Screw, 3/8" x 1 1/4"
			2 87256 Machine Screw, Truss Head, 5/16" x 1"
			2 87362 Plain Washer, 5/16"
			1 80680 Lockwasher, 3/8"
			2 80681 Lockwasher, 5/16"
			1 84944 Nut, 3/8"
			2 84943 Nut, 5/16"
3	137563	1	Bracket
			1 87670 Cap Screw, 1/2" x 1 1/4"
			1 80679 Lockwasher, 1/2"
			1 84946 Nut, 1/2"
4	137473	1	Support Shaft Weld Assembly
			1 87110 Cap Screw, 1/2" x 4"
			1 80679 Lockwasher, 1/2"
			1 84946 Nut, 1/2"
5	164791	1	Divider Support Weld Assembly
			1 87164 Cap Screw, 3/8" x 2"
			1 80680 Lockwasher, 3/8"
			1 84944 Nut, 3/8"

97098 TRANSPORT WHEEL



Ref. No.	Part No.	No. Used	Description
	97098	AR	Transport Wheel
1	25479	2	Pick-Up Wheel
2	121728	2	2 87414 Grease Fitting, 1/4"-28, Straight, Self-Tapping Dolly Shaft
3	27531	2	4 80736 Cotter Pin, 3/16" x 1 3/4" Special Washer

AR - As Required

DECAL SETS

Ref. No.	Part No.	No. Used	Description
	244640	AR	Decal Set for 890 Base Unit
	127567	AR	Decal Set for 880W Pick-Up
	127567	AR	Decal Set for 880S Sickle Bar
	264337	AR	Decal Set for 880R2 2 Row Attachment
	264337	AR	Decal Set for 880N2 2 Row Attachment
	264337	AR	Decal Set for 880N3 3 Row Attachment
	247532	AR	Decal Set for 890 Corn Snapping Attachment

AR - As Required

DEALER INFORMATION ONLY
RECOMMENDED INITIAL PARTS STOCK

890	890CS	880N2	880R2	880S	880W	Description	Part Number	Quantity for 5 Machines
X						Ball Bearing	12124	2
X						Bearing Cone	13540	1
X						Bearing Cup	13958	1
	X					Retaining Ring	25121	2
				X	X	Connecting Link #250	25193	2
	X			X	X	Connecting Link #60	25812	2
X						Rope Guide	28110	2
X						U-Bolt	28114	2
				X	X	Clutch Spring	29840	2
				X	X	Clutch Pin	29860	2
				X		Knife Section	29875	50
X						Wheel Bolt	32383	6
X		X	X	X		Bearing Cup	36723	2
		X	X	X		Bearing Cup	36725	2
X		X	X	X		Bearing Cone	36726	2
X		X	X			Flangette	36853	4
X						Retaining Ring	37185	2
X		X	X	X		Bearing Collar	38260	2
X	X	X	X	X	X	Ball Bearing	38766	2
X	X	X	X	X	X	Bearing Collar	38767	2
	X					Connector Link #50	42472	2
		X	X			Attach. Link #CA620	49248	2
X	X	X	X			Flangette	43048	4
				X	X	Spring	43295	2
		X	X			Roller Link #CA620	43614	4
X						Bearing Collar	45631	2
X					X	Bearing Collar	45876	2
	X				X	Ball Bearing	45882	2
				X		Section Rivet	46436	50
X				X		Ball Bearing	47066	2
X				X		Bearing Collar	47067	2
X						Bearing Cone	48198	2
X						Bearing Cup	49029	2
		X	X			Bearing, Hex Bore	49436	2
		X	X			Bearing, Hex Bore	50775	4
	X					Flangette	52481	2
					X	Bearing Carrier	54695	4
					X	Ball Bearing	54770	3
X		X	X			Shear Bolt	58118	20
				X		"V" Belt	63804	1
	X					Needle Bearing	63805	2
	X					Oil Seal	64852	2
				X		Sickle Guard	65327	25
				X		Rivet	65474	10
X						Clutch Plate	66448	4
X						Bearing	66486	2
X		X	X			Idler Bearing	66553	3
X						Clutch Disc	66595	5
				X		Low Knife Clip	67357	10
				X		High Knife Clip	67358	5
		X	X	X		Bearing Cone	67372	2
		X	X	X		Shim .005"	67375	2
X		X	X	X		Bearing Cup	67526	2
X		X	X	X		Bearing Cone	67527	2
				X		Reel Tine	76517	20

CONTINUE

DEALER INFORMATION ONLY
RECOMMENDED INITIAL PARTS STOCK (CONTINUED)

890	890CS	880N2	880R2	880S	880W	Description	Part Number	Quantity for 5 Machines
				X		Tine Clip	76518	10
				X	X	Bearing	76836	1
		X	X			Rivet	81194	25
X						Knife Bolt, 1 3/4"	88431	20
X						Knife Bolt, 1 1/4"	88572	25
X	X			X	X	Idler Assembly	103244	2
	X					Ratchet Clutch	110370	2
X						Cup and Cone Assembly	121506	2
	X				X	Bearing	121602	2
				X		Tine Bar Bolt	121831	4
		X	X	X		Shim .007"	126105	2
		X	X	X		Shim .020"	126106	2
X						Spider Bearing	126761	3
X	X			X	X	Friction Disc	127434	2
				X		Reel Tine	127820	4
		X	X			Conn. Link #CA620	128694	2
X						Knife Washer	130358	10
				X		Rivet	130436	10
					X	Finger Bolt	130891	10
	X					Bearing	131230	2
X						Yoke Pin	131521	2
					X	Pick-up Finger	131673	20
		X	X	X		Ball Bearing	134130	2
		X	X	X		Rubber Bushing	134182	2
					X	Pick-up Guard	134526	5
					X	Tooth Bracket	134921	20
	X					Miter Gear	135225	2
	X	X	X	X	X	Bearing Hex Bore	135241	2
	X	X	X			Bearing Hex Bore	135243	3
					X	Tooth Spacer	136137	20
				X	X	Cotter Pin	136521	4
				X	X	Finger	136531	4
X						Bearing	136740	2
X						Seal	136771	2
X						Bearing Assembly	136903	2
X						Spider Bearing	136908	3
	X	X				Compression Spring	137575	4
		X	X			Side Knife, L.H.	138715	2
		X	X			Side Knife, R.H.	138716	2
				X		Flangette	138820	2
		X	X			Spider Bearing	139842	2
		X	X			"V" Belt	163152	1
				X		Cam Roller, Reel	165484	2
	X					Spring	165526	4
X						Bearing Cone	166258	2
X						Oil Seal	166300	2
		X	X			Knife Section	171381	10
		X	X			Blank Section	174689	6
		X	X			Spacer	174690	2
X						Knife Support	174968	6
X						Abrasive Wheel	179483	3
	X	X	X	X	X	Flangette	182937	6
				X		Half Knife Section	187216	5
		X	X			Top Knife, L.H.	187429	2
		X	X			Top Knife, R.H.	188771	2

CONTINUE

DEALER INFORMATION ONLY
RECOMMENDED INITIAL PARTS STOCK (CONTINUED)

890	890CS	880N2	880R2	880S	880W	Description	Part Number	Quantity for 5 Machines
X						Repair Kit P.T.O.	202102	2
X						Bearing	218995	1
X						"V" Belt, Sharpener	224354	1
X						Bearing	225614	2
X						Scraper	227794	1
X						Shear Bar Assembly	237521	1
X						Paddle	238321	3
X						Knife Support	239007	3
X						Belt Set, Cutter Head	242307	1
X						Knife	243725	3
			X			Knife Assembly	248755	1
		X				Knife Assembly	248756	1
					X	Cam Follower	249062	2
X		X	X	X		Hub Cap	249128	2
		X	X			Rubber Bushing	254132	2
	X					Spring	254526	2
	X					Bolt	255593	4
				X	X	Finger Holder	259644	2
	X					Front Knife, L.H.	262317	2
	X					Front Knife, R.H.	262318	2
				X	X	Finger Guide	265588	4
				X		Bushing	286078	2
		X	X	X		Bearing Cup	287066	2
		X	X	X		Bearing Cone	287902	2
X		X	X	X		Bearing	574844	2
				X		Bearing Housing	575246	2
				X		Bolt, Knife Guard	606656	20
				X		Bolt, Knife Guard	606657	20
	X					Roll Blade, L.H.	703414	4
	X					Roll Blade, R.H.	703415	4

NUMERICAL PARTS INDEX

Part No.	Ref. No.	Page No.	Part No.	Ref. No.	Page No.	Part No.	Ref. No.	Page No.	Part No.	Ref. No.	Page No.
			25810	1	83	28110	4	172	36633	7	95
			25812		23	28114	36	50	36633	19	99
			25812		69	28114	32	58	36633	23	128
			25812		79	28114	3	172	36633	4	131
25	15	45	25812		151	28283	17	7	36723	6	7
293	27	117	25812		152	28383	4	135	36723	23	21
672	41	26	25814		158	28384	13	69	36723	3	25
672	41	30	25815		42	28384	8	79	36723	3	29
672	38	140	25815		155	28691	51	22	36723	7	85
673	41	26	25816		26	29494	60	42	36723	8	88
673	41	30	25816		30	29526	47	51	36723	11	120
674	41	26	25816		65	29534	17	57	36725	12	85
674	41	30	25816		99	29534	10	61	36725	11	88
675	2	69	25816	13	127	29579	30	50	36725	14	120
675	22	79	25816		151	29684	14	41	36726	7	7
709	65	51	25817		23	29684	5	157	36726	19	21
709	6A	172	25817		69	29840	5	69	36726	6	85
721	35	152	25817		79	29840	25	79	36726	7	88
1081		42	25817		151	29860	6	69	36726	10	120
11184		23	25817		152	29860	26	79	36823	22	93
11438	11	19	25817		73	29875	37	86	36823	24	125
11438	7	61	25819	1	152	29962	12	69	36835	52	42
11869	49	22	25937	36	65	29962	7	79	36853	17	95
12084	26	95	26096	3	69	32307	51	51	36853	36	132
12084	39	100	26096	23	79	32362	2	25	36853	24	158
12084	4	120	26129		121	32362	2	29	36911	6	120
12084	40	128	26129	39	132	32362	5	85	36993	39	50
12084	17	131	26129	34	140	32362	6	88	36993	8	57
12124	13	11	26130		42	32362	9	120	37185	14	11
12480	11	153	26130	21	95	32364	32	70	37193	12	172
13400	74	43	26130	51	128	32364	33	80	37590		22
13540	11	13	26260		32	32383	12	7	37744	9	67
13586	46	42	26260	15	57	32785	58	42	37851	61	43
13751	56	140	26260	8	61	32867	3	99	37851	53	51
13796	18	99	26301		42	32867	3	127	37851	16	77
13958	12	13	26301	35	100	32878	1	83	37851	67	141
15081	43	51	26301	10	172	33212	4	139	37851	14	145
25069	18	7	26312	55	26	33253	7	90	37851	6	149
25121	9	139	26312	55	30	33253	8	122	37851	4	165
25193	1	73	26312		32	33261	9	23	37895	35	96
25193	1	83	26312	2	79	33261	9	57	37895	47	100
25194		99	26538	27	7	33298		43	37895	36	128
25194	13	127	26538	10	17	33781	43	46	37895	12	131
25195		42	26558	45	70	33781	56	51	38027	23	36
25195		155	26558	47	80	34069	35	74	38027	19	49
25195		158	26981	5	11	34187	27	50	38027	23	55
25479	1	177	26981	28	41	34187	52	51	38027	9	171
25494	16	21	27084		57	34187		103	38260	31	86
25523		31	27258	32	96	34187		111	38260	22	89
25523	35	70	27258	41	100	34455		7	38260	25	121
25523	35	74	27258	43	128	34455		12	38260	26	158
25523	36	80	27258	20	131	34455		42	38741	6	95
25804		42	27276	38	22	34490	40	74	38741	20	99
25804		155	27367	59	129	34490	5	83	38741	23	128
25804		158	27367	20A	131	34656	48	46	38741	3	131
25805		26	27503	29	21	34945		43	38766	23	65
25805		30	27531	3	162	35115	4	17	38766	10	69
25805		65	27531	3	177	35370	85	32	38766	6	79
25805		99	27697		96	35469	9	99	38766	11	99
25805	13	127	27697		100	35469	14	127	38766	11	127
25805		151	27697		128	35694	13	172	38766	8	155
25808		23	27697		132	35717	44	51	38767	55	22
25808		69	27697	31	152	35781	50	51	38767	22	65
25808		79	27767	56	42	36314	4	5	38767	9	69
25808		151	28110	35	50	36314	47	26	38767	5	79
25808		152	28110	31	58	36314	47	30	38767	12	99
25810	1	73									

CONTINUE

NUMERICAL PARTS INDEX (CONTINUED)

Part No.	Ref. No.	Page No.	Part No.	Ref. No.	Page No.	Part No.	Ref. No.	Page No.	Part No.	Ref. No.	Page No.
38767	12	127	44676	22	86	49686	13	151	65474	41	46
38767	9	155	44676	29	89	49686	16	154	65930	37	22
38785	43	22	44676	32	121	49856	9	150	65939	38	74
39233	5	120	45468	4	155	49894	20	57	65939	4	83
39853	6	13	45631	39	42	49894	13	61	65980	7	38
39853	56	22	45876	37	26	50297	40	46	66011		42
39856	19	25	45876	37	30	50579		49	66271		11
39856	19	29	45876	25	73	50579		151	66271		21
39856	5	38	45882	24	73	50600	24	7	66271	41	89
40241		25	45882	13	139	50775	18	95	66271	43	121
40241		20	45960	14	57	50775	37	132	66448	31	22
40242		25	45960	6	61	5836	15	95	66460	44	42
40242		29	46041	41	74	5836	25	100	66460	2	88
40293	45	22	46041	6	83	5836	31	128	66486	22	25
40293	42	42	46288	70	31	5836	30	131	66486	22	29
40305	6	11	46288	10	55	52024	58	129	66553	45	42
40305	29	41	46431	9	55	52367	50	42	66553	37	89
40662	32	74	46432		36	52367	21	108	66553	25	95
40697	63	31	46432	18	55	52367	39	118	66553	38	100
40912	15	99	46432	25	61	52481	5	151	66553	41	128
40912	17	127	46436	38	86	52828		89	66553	18	131
41329	53	30	46520	16	25	52828	39	89	66595	30	22
41613		50	46520	32	41	52828		121	66807	21	21
42018	18	41	46520	19	65	52828	22A	131	66812	25	25
42019	27	21	46522	14A	25	54269	24	91	66812	25	29
42131	67	31	46522	31A	41	54627	37	152	66812	3	38
42365	24	11	46579	37	159	54627	3	166	66812	30	57
42365	77	31	46585	15A	25	54695	21	73	66812	4	61
42365	66	51	46585	30A	41	54770	19	73	66959	15	67
42365	38	159	46972	20	7	56705	39	140	66959	17	77
42365	9	162	47066	19	11	56867	26	86	67357	44	86
42447	12	11	47066	18	83	56867	34	89	67358	45	87
42472		26	47067	20	11	56867	37	121	67372	11	85
42472		30	47067	17	83	58118	16	25	67372	10	88
42472		65	47204	50	22	58118	16	29	67372	13	120
42472		151	47308	26	117	58118	32A	41	67375	16	85
42948	22B	95	47407		11	58118	6	99	67375	17	88
42948	36B	100	47471		139	58118	22	108	67375	20	120
42948	32A	128	47763	33	50	58118	40	118	67526	24	14
42948	43A	132	47929	45	62	58118	6	127	67526	9	85
43048	24	65	48055		92	58147	14A	25	67526	12	88
43048	10A	99	48198	4	25	58147	14A	29	67526	15	120
43048	21	127	48198	4	29	58147	8	99	67527	25	14
43048	7	155	48360	17	69	58147	8	127	67527	10	85
43087	9	103	48360	13	79	58148	15A	25	67527	13	98
43147	22B	95	48360	8	151	58148	15A	29	67527	16	120
43147	24A	131	48360	20	154	58148	5	99	67978	40	50
43278		25	48454	34	50	58148	5	127	72169	13	45
43278		29	49029	11	41	58225	3	77	72387	58	22
43295	48	70	49309	57	129	58225		145	72946	9	21
43295	50	80	49309	34	152	58225		149	76353	34	159
43414	10	25	49436	34	100	58630	29	152	76517	31	84
43414	10	29	49436	52	128	58943	8	65	76518	30	84
43513	29	96	49637		45	58948	37	46	76615	52	132
43513	44	100	49683	10	49	59273	25	36	76727	42	140
43513	46	128	49683	22	69	59273	24	55	76836	16	69
43513	23	131	49683	5	73	63804	1	85	76836	10	79
43614	22A	95	49683	18	79	63805	52	140	76877	5	19
43614	36A	100	49683	10	83	64263	22	93	91932	25	96
43614	32C	128	49683	14	151	64263	24	125	91932	33	89
43614	24C	131	49683	17	154	64852	51	140	91932	36	121
44419	21	86	49684	11	49	65319		19	95311	13A	25
44419	28	89	49686	21	69	65319	6	122	95311	13A	29
44419	31	121	49686	8	73	65319	6	124	95680	14A	95
44468	6	161	49686	17	70	65327	43	86	95680	24A	99
44612	8	67	49686	13	83	65391	3	120	95680	30A	128

NUMERICAL PARTS INDEX (CONTINUED)

Part No.	Ref. No.	Page No.	Part No.	Ref. No.	Page No.	Part No.	Ref. No.	Page No.	Part No.	Ref. No.	Page No.
95680	29A	131	122696	50	128	128446	41	70	134142	33	86
97098		177	122736	16	99	128446	43	80	134142	24	89
97099		173	122737	4	99	128460	40	70	134142	27	121
97100		174	122737	4	127	128460	42	80	134144	13	85
97101		173	122738	4	99	128467	39	70	134144	14	88
97556		175	122738	4	127	128467	41	80	134144	17	120
97750		176	122754	4	99	128566	7A	11	134146	19	86
100381	19	35	122754	4	127	128566	25A	41	134146	26	89
100635	6	49	122886	22	95	128694	22C	95	134182	36	86
100635	53	100	122888	59	27	128694	36C	100	134182	2	90
102043	93	32	122888	49	30	128694	32B	128	134182	16	93
102044	14	55	122888	47	46	128694	24B	131	134182	2	122
103060	57	26	122896	13	127	128751	36B	100	134182	17	125
103135	23	158	122900	51	100	129365	5	135	134372	6	21
103243	3	155	122900	55	129	129912	5	13	134485	29	86
103243	29	158	122905	47	132	129987		73	134485	20	89
103244	10	65	122907	2	5	130357	11	73	134485	23	121
103244	37	74	122907	10	23	130358	5	41	134486	30	86
103244	2	83	122922	19	95	130358		43	134486	21	89
103244	21	151	122938	20	95	130436	42	86	134486	24	121
103413	5	35	122944	36	100	130682	8	85	134493	37	42
105907	21	50	122956	21	65	130682	9	88	134526	33	74
110370	25	139	124150	29	139	130682	12	120	134708	33	36
115680	31	50	124160	24	86	130683	18	86	134921	28	73
115680		57	124160	32	89	130683	19	89	135065	10	153
116311	27	86	124160	35	121	130683	22	120	135225	8	139
116311	35	89	126002	13	41	130878	19	93	135241	31	70
116311	38	121	126003	9	13	130878	20	125	135241	34	80
117363	8	167	126039	2	173	130880	20	93	135241	5	95
121091	9	73	126105	17	85	130880	21	125	135241	6	131
121092	23	69	126105	18	88	130881	18	93	135241	8	153
121092	4	73	126105	21	120	130881	19	125	135266	19	151
121092	19	79	126106	15	85	130883	22	125	135270		145
121092	9	83	126106	16	88	130891	27	73	135270		146
121092	15	151	126106	19	120	131230	41	140	135270		149
121092	18	154	126369	42	26	131376	24	36	135423	9	95
121096	46	70	126369	42	30	131376	13	55	135423	26	100
121189	8	23	126656		127	131405	17	41	135423	24	128
121189	16	160	126697	49	51	131405	46	46	135423	25	131
121506	4	7	126697	13	171	131521	4	11	135423	6	139
121506	15	21	126761	7	11	131673	26	73	135426	2	139
121602	12	73	126761	25	41	131998	18	25	135444	77	142
121602	24	151	127046	22	104	131998	18	29	135632		118
121663	14	77	127361	31	73	132120	48	87	135632		135
121687	3	173	127434	8	49	132146	47	87	135632		145
121687	3	174	127434	19	69	132341	32	159	135632		146
121689	48	80	127434	6	73	132544	13	104	135632		149
121708	1	173	127434	15	79	132749	7	103	135787	34	74
121728	2	177	127434	11	83	132757	12	158	135787	3	83
121766	15	77	127434	11	151	132758	48	42	135874	20	83
121790	2	174	127434	14	154	132759	47	42	135900	28	84
121826	32	84	127438		139	132915	3A	49	136137	29	73
121831	24	84	127552	37	86	132915	20	139	136142	42	70
121859	1	174	127567		177	133027	17	151	136142	44	80
122014	5	161	127567		177	133246	29	57	136244	34	36
122079	7	161	127637	14	85	133246	3	61	136355	11	158
122112	8	161	127637	15	88	133263	6	35	136521	20	73
122398	48	51	127637	18	120	133263	15	55	136522	11	67
122432		21	127645	2	85	133449	25	105	136524	16	67
122432	33	26	127820	29	84	134116	11	7	136524	5	77
122432	33	30	127938	44	46	134130	32	86	136525	22	73
122469	3	5	128249	2	120	134130	23	89	136527	28	69
122469	21	25	128302	55	51	134130	26	121	136527	30	79
122469	21	29	128375	26	7	134139	34	86	136528	11	69
122483	25	7	128407	29	61	134139	25	89	136528	9	79
122506	11	38	128437	22	7	134139	28	121	136529	7	69

CONTINUE

NUMERICAL PARTS INDEX (CONTINUED)

Part No.	Ref. No.	Page No.	Part No.	Ref. No.	Page No.	Part No.	Ref. No.	Page No.	Part No.	Ref. No.	Page No.
136529	27	79	136903	32	29	137559	33	128	138340	12	83
136530	4	69	136908	13	25	137559	9	131	138347	35	86
136530	24	79	136908	13	29	137560	30	96	138348	46	87
136531	38	70	136909	24	25	137560	43	100	138349	40	86
136531	40	80	136909	29	26	137560	45	128	138366	46	80
136533	7	67	136909	24	29	137560	22	131	138368	28	79
136534	34	70	136909	29	29	137562	23	105	138378	31	80
136534	35	80	136919	20	25	137562	23	117	138382	3	79
136535	43	70	136919	20	29	137563	3	175	138393	42	74
136535	45	80	136920	23	25	137563	3	176	138393	12	83
136537	10	67	136920	23	29	137564	10	95	138398	2	77
136537	12	77	136948	16	7	137564	27	100	138401	32	80
136538	33	70	136977	16	11	137564	25	128	138410	1	77
136538	37	80	136978	18	11	137564	26	131	138496	5	162
136539	25	69	136987	15	11	137566	14	73	138714	31	89
136539	9	151	136988	21	11	137566	13	99	138715	9	91
136540	8	69	136989	9	11	137568	2	95	138715	6	92
136542	10	73	137009	26	84	137569	16	95	138715	10	122
136543	3	66	137011	27	84	137570	6	103	138715	7	124
136543	11	77	137354		142	137571	3	95	138716	10	91
136544	2	66	137356		142	137572	1	95	138716	7	93
136544	9	77	137388	45	8	137573	16	108	138716	11	123
136545	4	67	137389	44	8	137573	11	116	138716	8	124
136545	10	77	137413	64	51	137573	17	99	138717	11	91
136546	27	69	137417	9	38	137574	17	99	138717	8	93
136547	44	70	137419	38	89	137575	34	96	138717	12	123
136548	14	69	137419	38	89	137575	46	100	138717	12	123
136548	11	79	137439	4	38	137575	37	128	138717	9	124
136549	5	67	137440	2	38	137575	13	131	138718	12	91
136553	26	69	137467	31	96	137575	13	131	138718	12	91
136554	18	73	137467	42	100	137576	29	100	138718	9	93
136554	18	73	137467	44	128	137576	29	100	138718	9	93
136556	1	69	137467	44	128	137576	47	128	138718	13	123
136557	2	73	137467	21	131	137577	19	104	138718	10	124
136558	13	77	137469	10	104	137577	22	113	138719	13	91
136559	29	70	137471	10	104	137578	1	99	138719	10	93
136560	7	73	137473	4	175	137579	20	104	138719	14	123
136560	12	83	137473	4	176	137580	21	104	138719	11	124
136617	18	69	137478	18	104	137581	14	104	138728	27	95
136617	14	79	137478	19	112	137582	14	108	138728	40	100
136617	10	151	137480	5	175	137583	15	108	138728	39	128
136618	20	69	137483	2	175	137584	7	107	138728	53	128
136618	16	79	137483	2	176	137584	12	116	138728	16	131
136618	12	151	137485	4	99	137585	8	107	138729	3	88
136678	5	57	137485	4	127	137585	6	115	138736	4	90
136678	7	167	137486	4	99	137590	13	108	138737	3	90
136682	25	50	137486	4	127	137592	7	99	138741	24	95
136684	38	50	137489	4	99	137592	7	127	138741	37	100
136684	7	57	137489	4	127	137594	2	106	138741	42	128
136696	26	50	137493	5	103	137594	4	115	138741	19	131
136697	2	172	137493	5	111	137603	45	51	138743	32	100
136708	42	50	137494	4	103	137604	46	51	138743	31	131
136714	3	169	137494	4	111	137612	10	107	138744	30	100
136735	16	73	137499	1	175	137613	9	107	138750	31	100
136736	15	73	137499	1	176	137617	6	107	138754	11	95
136740	5	45	137499	1	176	137626	8	103	138754	28	100
136771	11	21	137502	3	106	137627	22	95	138755	12	95
136778	4	79	137502	1	115	137627	36	100	138755	22	99
136801	23	41	137547	8	13	137630	23	95	138757	13	95
136802	20	21	137555	36	96	137630	43	132	138757	23	99
136803	20	21	137555	49	100	137631	5	107	138759	8	95
136904	20	21	137555	34	128	137632	5	107	138759	21	99
136805	20	21	137555	11	131	137710	16	83	138759	22	128
136835	12	38	137558	37	96	137930	54	26	138759	8	131
136902	17	25	137558	48	100	137930	54	30	138801	11	107
136902	17	29	137559	35	128	138139	8	38	138802	12	108
136903	32	26	137559	10	131	138243	37	50	138804	16	104
			137559	38	96	138339	7	77	138805	17	104
			137559	50	100	138340	42	74	138920	19	83

NUMERICAL PARTS INDEX (CONTINUED)

Part No.	Ref. No.	Page No.	Part No.	Ref. No.	Page No.	Part No.	Ref. No.	Page No.	Part No.	Ref. No.	Page No.
139258	9	107	145458		84	164742	46	132	171752	20	108
139266	23	95	145458		105	164743	45	132	171756	11	107
139266	32	128	145458		109	164754	40	132	171757	12	108
139267	31A	96	145458		118	164762	18	112	172112	41	121
139267	42	132	145458		135	164766	1	127	174404	12	104
139270	6	103	145458		145	164767	15	131	174472	1	90
139271	3	95	145458		146	164768	14	131	174497	16	95
139272	2	95	145458		149	164780	20	117	174501	11	107
139273	7B	103	145913		84	164781	15	116	174502	12	108
139274	7A	103	146258	53	22	164782	19	117	174503	12	104
139275	22A	105	146258	14	99	164783	16	116	174620	22	55
139276	22B	105	146258	9	127	164784	8	115	174689	3	90
139277	14A	104	146258	2	151	164786	3	115	174689	3	92
139278	26	105	163152	1	88	164787	2	115	174689	3	122
139279	24	105	163197	19	108	164788	9	111	174689	3	124
139289	24A	95	163198	28	95	164789	10	111	174690	5	90
139289	41	132	163198	52	100	164791	5	176	174690	5	92
139290	15	108	163198	54	129	164798	40	121	174690	5	122
139291	14	108	163198	32	132	164806	1	131	174690	5	124
139292	6	107	163233	20	13	164807	19	127	174968	2	41
139302	10	107	163234	21	13	164814	11	111	174980	8	5
139305	11	107	163235	18	13	164815	12	112	174980	26	65
139307	12	108	163236	19	13	164825	14	116	175182	1	122
139308	13	108	163334	35	159	164826	5	115	175228	1	90
139311	17	104	163704	22	61	164832	29	121	175229	1	106
139312	16	104	163902	29	7	164856	21	117	175230	1	106
139842	14	95	163962		21	164857	17	116	176372	6	67
139842	24	99	164342	24	50	164936	29	79	177118	1	13
139842	30	128	164342	4	168	164995	17	65	177119	2	13
139842	29	131	164342	5	169	165144		139	177394	10	13
139939	20	127	164387		142	165145	36	140	177400	16	13
141325	11	65	164448	20	55	165233	9	115	177401	16	13
141492	8	19	164639	16	127	165234	10	116	177403	16	13
141492	28	61	164640	25	113	165271	54	101	178029	13	13
141781	8	7	164641	38	132	165484	25	84	178029	8	21
141781	11	11	164643	28	113	165484	23	91	178031	13	13
141781	36	41	164649	26	128	165526	26	139	178031	8	21
141974	1	5	164656	49	128	165563	7	115	178032	13	13
141974	53	42	164657	48	128	165584	41	8	178032	8	21
142124	30	159	164658	44	132	165585	42	8	178033	3	13
142126	27	158	164660	28	131	166258	10	41	178493	7	172
142129	28	158	164661	29	128	166300	3	7	178512	1	111
142417	20	158	164662	27	131	166327	5	7	179243		25
143361	15	104	164663	28	128	167169	25	36	179243		29
143506	60	51	164665	24	131	167169	24	55	179483	30	46
143582	14	25	164666	34	132	167381	2	157	179541	52	26
143585	21	93	164667	32	113	167465	13	112	179755	7	162
143585	23	125	164668	24	113	167466	15	112	181175	1	45
143679	14	83	164669	29	113	167508	51	132	181197	10	162
143680	7	83	164670	30	113	167654	20	91	181298	18	49
143787	47	70	164671	7	111	167654	21	123	181316	22	50
143787	49	80	164672	6	111	167655	21	91	181317	7	45
143866	6	90	164674	17	112	167655	22	123	181363	59	42
143866	7	122	164675	27	105	167684	12	55	182170	51	30
143870	8	90	164675	16	112	168088	15	154	182201	1	162
143870	9	122	164676	14	112	168982	5	55	182209	2	162
143871	18	91	164677	8	111	169145	15	93	182828	13	158
143871	19	123	164679	50	132	169145	16	125	182922	17	163
143872	19	91	164681	35	132	169703	32	7	182923	13	162
143872	20	123	164683	49	132	171357	19	45	182924	11	162
143984	3	11	164692	48	132	171381	4	90	182925	19	163
144051	54	51	164704	34	121	171381	4	92	182937	15	69
144168	20	108	164731	2	131	171381	4	122	182937	23	73
144169	20	108	164732	18	127	171381	4	124	182937	12	79
144174	33	61	164733	7	131	171495	25A	105	182937	4	95
145458		83	164740	4	127	171751	6	107	182937	10	99

CONTINUE

NUMERICAL PARTS INDEX (CONTINUED)

Part No.	Ref. No.	Page No.	Part No.	Ref. No.	Page No.	Part No.	Ref. No.	Page No.	Part No.	Ref. No.	Page No.
182937	10	127	198693	3	145	214498	45	100	224178	33	74
182937	5	131	198694	2	145	214498	38	128	224255	7	21
182937	7	153	198699	7	145	214498	33	132	224261	18	21
183356	52	42	198700	6	145	214588	23	45	224265	36	22
183584	6	17	198701	5	145	214629		8	224270	13	21
183584	7	65	198702	6	145	214629	29	45	224272	40	121
183934	29	50	198703	5	145	214631	31	46	224274	12	21
184063	17	158	198713	8	145	214643	32	46	224328	40	22
184064	16	158	198716	12	145	214677	33	100	224354	6	5
184118	6	171	198717	10	145	214677	56	129	224354	3	45
185350	9	45	198718	9	145	214772	36	46	224355	16	41
185457	58	51	198719	9	145	214779	33	46	224357	21	41
185746	8	11	198720	10	145	214781	18	45	224384	9	41
186470	42	121	198721	13	145	214784	25	45	224392	54	42
186539	21	79	198721	5	149	214878	17	13	224397	4	45
187216	39	86	198722	4	145	215221	3	65	224399	19	41
187225	39	86	198722	11	149	215442	18	65	224400	22	41
187426		32	198723	70	141	216305	55	140	224402	10	45
187427	16	91	198724	71	141	216328	17	67	224404	22	45
187427	13	93	198728	23	146	216551	54	140	224405	20	45
187427	18	123	198729	22	146	216856	26	12	224407	26	45
187427	15	125	198740	16	145	217046	7	171	224409	11	45
187428	17	91	198741	15	145	217391	31	7	224412	6	45
187428	14	93	198742	16	145	217392	30	7	224413	20	41
187428	17	123	198743	15	145	217617	34	12	224420	33	22
187428	14	125	198762	18	145	217619	33	12	224423	5	21
187429	14	91	198763	17	145	218065	5	139	224424	4	19
187429	11	93	198764	25	146	218246	35	12	224425	3	19
187429	15	123	198765	24	146	218260	32	12	224427	26	21
187429	12	125	198766	25	146	218409	1	172	224430	39	22
187608		25	198767	24	146	218784	28	7	224431	41	22
187608		29	198778	26	146	218983	42	22	224434	32	22
187609		25	198779	21	146	218993	41	46	224435	24	21
187609		29	198780	20	146	218995	8	45	224453	40	140
187939	18	163	198781	21	146	219139	34	46	224454	10	139
188112	36	8	198782	20	146	219463	53	26	224455	62	43
188180	13	35	198828	12	145	219479	28	146	224511	17	93
188181	2	35	199475	33	7	219480	27	146	224511	18	125
188771	15	91	200483		162	219653	2	155	224556	28	21
188771	12	93	201339		171	221112	28	152	224594	37	140
188771	16	123	201340		165	221124	33	152	224643	9	19
188771	13	125	201578		157	221267	39	46	224644	7	19
189168	13	19	201585		172	221269	38	46	224718	61	141
189377	15A	131	201605	1	164	221481	56	30	224769	47	22
189608	22	84	201833		166	222038	28	146	224774	46	26
195182	40	121	201879		167	222039	27	146	224774	46	30
195183	12	45	202102	30A	12	222042	29	146	224775	48	26
195197	21	45	202409		169	222114	20	86	224775	48	30
195200	45	46	202410		168	222114	27	89	224778	4	23
195353	3	139	202610	29	65	222114	30	121	224894	16	57
195561	35	8	202928	15	139	222321	6	153	224894	9	61
195903	38	62	203049	1	163	222344	15	149	224895	25	57
196033	14	7	203240		167	222345	14	149	224895	18	61
196100	12	17	203706		155	222351		7	224905	46	8
196286	22	14	204719	59	30	222436	4	55	224924	8	25
196287	23	14	210040	57	30	222437	11	55	224924	8	29
196289	26	14	213736	8	172	222639	42	46	224931	5	25
196290	27	14	213737	11	172	222781	3	35	224931	5	29
197339	12	67	213744	9	172	222781	2	54	224939	52	22
197631	30	152	214045	2A	35	222782	4	35	224985	3	17
197724	12	135	214046	2B	35	222782	3	54	225079	63	43
197725	12	135	214106	10	158	222783	6	55	225080	3	165
197862	7	139	214110	9	157	222785	3	57	225083	69	43
198581	27	128	214119	22	158	222794	7	55	225085	64	43
198687	1	145	214487	42A	42	222956	15	158	225125	9	25
198690	1	145	214498	33	96	223316	24	45	225125	9	29

NUMERICAL PARTS INDEX (CONTINUED)

Part No.	Ref. No.	Page No.	Part No.	Ref. No.	Page No.	Part No.	Ref. No.	Page No.	Part No.	Ref. No.	Page No.
225131	67	43	226985	9	153	237118	10	21	243047	1	11
225133	1	165	227018	43	132	237216	2	21	243049	36	12
225134	65	43	227027	35	118	237217	12	57	243068	25	152
225151	15	7	227028	34	118	237219	10	57	243069	1	151
225152	7	13	227073	22	151	237257	2	19	243071	3	151
225180	28	57	227083	38	118	237262	34	22	243074	23	151
225180	2	61	227084	27	113	237294	8	55	243096	5	153
225183	27	57	227085	26	113	237296	23	61	243097	4	153
225183	5	61	227086	23	113	237299	21	55	243099	1	153
225319	38	8	227087	31	113	237521	70	43	243101	28	65
225344	27	65	227088	13	116	237548	11	57	243115	15	7
225354	39	8	227089	18	117	237805	43	8	243117	1	11
225358	40	8	227090	22	117	237910	71	31	243119	16	11
225387	16	49	227117	21	117	237980	71	31	243120	37	12
225396	15	49	227118	17	116	237980	26	36	243121	36	12
225411	1	49	227119	15	116	237980	35	62	243145	54	51
225478	6	65	227120	20	117	238158	9	49	243187	15	135
225481	1	64	227260	60	30	238159	4	49	243188	16	136
225482	4	65	227261	52	30	238160	12	49	243189	17	136
225490	8	41	227419	13	154	238163	13	49	243190	1	135
225614	38	42	227427	2	153	238166	3	49	243211	26	41
225615	28	14	227448	65	31	238167	7	49	243212	30	41
225678	12	41	227794	68	43	238257	35	140	243213	31	41
225679	20	65	228016	72	43	238259	32	139	243214	24	41
225684	7	17	228017	73	43	238260	30	139	243215	34	41
225689	49	42	228029	3	153	238263	31	139	243238	27	25
225690	8	17	228519	22	57	238265	12	139	243238	27	29
225696	12	65	228519	15	61	238266	14	139	243270	63	51
225959	1	164	228661	23	57	238276	1	169	243399	20	151
225960	1	164	228661	16	61	238321	5	49	243461	92	32
225961	1	164	228662	21	57	238338	1	168	243461	17	35
225962	1	164	228662	14	61	238359	1	166	243480	6	135
225963	1	164	228806	32	152	238381	4	166	243484	13	38
225964	1	164	229101	19	57	238405	14	49	243603	5	17
225965	1	164	229101	12	61	238406	5	166	243614	51	42
225970	3	171	229425	47	8	238407	6	166	243725	4	41
225971	2	171	229527	37	8	238636	26	25	244102	1	17
226013	57	51	229746	11	139	238636	26	29	244169	2	49
226063	2	103	229751	71	43	238637	31	26	244170	17	49
226063	2	111	229880	8	145	238637	31	29	244176	39	26
226064	3	103	229926	11	17	238657	4	57	244176	39	30
226064	3	111	229926	12	25	238706	33	84	244177	45	26
226073	1	171	229926	12	29	238869	55	42	244177	45	30
226076	5	171	229927	48	22	238871	2	45	244179	22	11
226077	4	171	229928	11	25	238943	18	57	244214	22	35
226078	14	13	229928	11	29	238943	11	61	244228	2	11
226079	23	11	229932	11	145	239007	7	41	244245	33	41
226079		13	234585	7	23	239015	57	42	244246	17	11
226187	18	158	236146	1	157	239443	58	140	244247	44	26
226196	27	41	236147	4	157	239444	57	140	244247	44	30
226218	5	5	236148	6	157	239585	14	39	244248	40	26
226218	5	23	236151	7	157	239859	35	62	244248	40	30
226241	2	165	236432	35	46	241104	24	57	244328	2	11
226479	31	118	236620	1	161	241104	17	61	244354	39	159
226480	30	118	236621	2	161	241307	90	32	244379		43
226481	29	118	236622	9	161	242307	7	5	244490	38	12
226569	36	118	236623	36	159	242307	40	42	244636	66	43
226570	32	118	236623		161	242310	62	51	244638	35	22
226571	33	118	236624	33	159	242321	26	61	244640		177
226581	23	84	236661	29	163	242324	27	61	244641	27	152
226871	13	7	236780	21	158	242327	34	8	244673	12	153
226883	53	132	236781	14	158	242712	2	17	244984	21	112
226922	19	145	236782	19	158	242715	15	39	244985	20	112
226928	19	145	236783	8	157	242716	16	39	244987	40	118
226971	28	118	237086	12	19	243038	50	8	244987	6	127
226972	37	118	237116	22	21	243038	2	154	245117	8	99

CONTINUE

NUMERICAL PARTS INDEX (CONTINUED)

Part No.	Ref. No.	Page No.	Part No.	Ref. No.	Page No.	Part No.	Ref. No.	Page No.	Part No.	Ref. No.	Page No.
245117	8	127	251545	24	109	256018	17	21	265334	74	31
245118	7	99	251546	30	105	256019	14	21	265334	28	36
245118	7	127	251546	23	109	256476	2	168	265351	2	64
245121	4	127	251640	29	105	256478	2	169	265352	77	43
245124	4A	23	251640	24	109	256509	2	23	265353	10	19
245126	2	5	251641	30	105	257260	10	38	265355	3	21
245126	10	23	251641	23	109	257288	1	38	265404	78	43
245129	20	69	251847	9	5	257514	6	23	265588	42	70
245129	16	79	251993	13	67	258642	4	154	265588	44	80
245184	80	31	252322	19	61	258642	8	171	265614	27	36
245187	79	31	252653	21	83	259644	36	70	265615	73	31
245192	78	31	252798	61	31	259644	38	80	266464	59	51
245201	6	25	253434	19	7	259788	23	50	266963	25	55
245201	6	29	253522	11	35	261509	49	140	267086	40	89
245221	37	70	253582	31	61	261511	48	140	267299	15	25
245221	39	80	253583	32	61	261516	28	50	267299	15	29
245533	41	42	253640	61	51	261609		35	268242	82	142
245537	76	43	253640	12	171	261910	7	35	268244	81	142
245743	25	65	254073	30	61	262179	78	142	269579	1	103
246273	82	31	254132	2	92	262210	64	141	269580	1	103
246494	15	25	254132	2	124	262238	18	149	269919	35	86
246662	18	108	254139	24	61	262239	19	149	271431	30	36
246662	25	117	254264	72	141	262269	44	140	271431	27	55
246667	24	117	254265	62	141	262270	43	140	272990	3	160
247447	6	151	254274	11	135	262291	53	140	283373	86	32
247450	7	135	254275	11	135	262293	50	140	284008	10	171
247473	60	51	254276	10	135	262293	50	140	284036	11	171
247532		177	254277	10	135	262317	75	142	285004	23	139
247780		146	254296	78	142	262318	76	142	285072		141
248237	8	149	254526	65	141	262319	63	141	285688	1	54
248238	7	149	254565	20	50	262320	73	141	285833	1	7
248325	5	172	254643	2	57	262321	74	141	285835	48	8
248339	8	135	254788	9	135	262330	14	135	285835	48	8
248341	13	149	254790	66	141	262331	13	135	285836	2	7
248342	12	149	254799	68	141	262333	47	140	285839	69	52
248689		12	254801	69	141	262363	28	139	285840	68	52
248752	1	120	254805	59	141	262364	79	142	285920	49	8
248755	1	92	254806	60	141	262450	1	139	285920	1	154
248756	1	92	254814	64	141	262599	9	149	286065	4	107
248757	1	124	255032	80	142	262600	10	149	286066	4	107
248929	3	135	255078	22	139	262620	7	154	286078	35	84
248938	64	31	255080	20A	139	262620	1	165	286124	34	8
248942	87	32	255083	16	139	262636	8	35	286125	35	8
248948	58	27	255097	49	26	262637	15	35	286133	47	8
248948	58	30	255098	50	26	262638	16	35	286312	1	167
248948	3	154	255098	50	30	262639	14	35	286313	2	167
249062	17	73	255099	54	22	262645	6	77	286314	3	167
249100	37	62	255219	14	67	262667	89	32	287066	22	86
249128	10	7	255219	4	77	262875	25	69	287066	29	89
249128	36	26	255246	30	12	262875	21	79	287066	32	121
249128	36	30	255248	31	12	263030	24	139	287297	30	26
249128	3	85	255250	29	12	263106	2	139	287902	21	86
249128	4	88	255251	28	12	263111	28	45	287902	28	89
249128	7	120	255252	28	12	263156	10	35	287902	31	121
249129	28	86	255253	40	12	263393	13	156	287906	23	86
249129	36	89	255254	39	12	263422	21	139	287906	30	89
249129	39	121	255256	27	12	263663	17	108	287910	33	121
249672	1	35	255503	2	149	263927	84	32	288407	1	19
249752	66	31	255504	1	149	264337		177	288407		21
249781	62	31	255509	16	149	264337		177	288408	1	21
249964	12	35	255510	17	149	264337		177	288411	57	22
249970	21	35	255518	4	149	264871	37	84	288412	41	42
249972	69	31	255519	3	149	265126	83	32	289416	38	84
251381	3	168	255589	19	139	265132	76	31	289783	33	58
251381	4	169	255918		154	265190	81	31	289783	40	62
251545	29	105	255918		165	265333	75	31	323749	40	159
						265333	29	36	389332	49	46

NUMERICAL PARTS INDEX (CONTINUED)

Part No.	Ref. No.	Page No.	Part No.	Ref. No.	Page No.	Part No.	Ref. No.	Page No.
500957	6	162	577675	6	57	711070	14	17
511112	14	45	577752	91	32	711075	15	17
511212	12	160	577753	9	17	X711077	13	17
511214	4	160	577754	94	32	712067	6	19
511215	6	160	577755	95	32	712612	49	70
511220	11	160	577767	26	57	712612	51	80
511221	5	160	577767	1	61	X712693	52	80
511223	13	160	578189	13	73	712963	50	70
511225	8	160	578189	26	152	X713465	43	89
511228		160	579116	X 36	84	X713466	42	89
511265	18	151	579195	X 34	61	714553	9	65
512570	1	160	579196	19	55	X716381	18	139
513309	28	163	579197		54	718832	6	172
514862	3	160	579216	26	55	719026	7	25
514863	2	160	579216	39	62	719026	7	29
516389	68	31	579504	X 72	31	719249	27	139
517847	15	160	X603103	X 30	146	719539	14	19
517848	7	160	603917	*	28			
518828	3	161	603917	*	28			
518979	18	160	605176	4	151			
524311	19	160	605846	43	42			
524312	14	160	606162	15	83			
527737	1	160	606656		86			
527738	22	160	606656		87			
527739	5	160	606657		86			
527740	15	160	606657		87			
527741	16	160	623582	67	51			
527742	21	160	701564	*	16	35		
527743	20	160	701592	*	32	36		
527744	13	160	701593	*	14	25		
527745	11	160	701593	*	14	29		
527746	4	160	702259	*	41	70		
527747	2A	160	702259	*	43	80		
527748		160	703414	X 45	140			
528735	23	7	703415	X 46	140			
571566	31	159	703546	1	139			
571566		160	704305	25	11			
572213	44	62	704407	*	42	62		
572371	2	139	704410	*	26	61		
572754	14	156	704411	*	43	62		
572757	1	155	704540	*	39	84		
572758	5	155	705113	*	23	84		
572760	6	155	705116	*	26	84		
572761	17	156	705117	*	27	84		
572764	10	156	705279	*	8	41		
572768	11	156	705281	*	1	41		
572769	15	156	X706033	X 28	105			
572853	X 31	36	706225	*	2	166		
572853	X 28	55	707318	*	43	26		
572854	X 20	35	707318	*	43	30		
572854	X 17	55	707372	X 51	70			
573399	X 77	142	707372	*	43	74		
574379	12	156	707372	*	40	84		
574380	16	156	707372	*	38	152		
574661	90	32	707372	*	19	154		
574844	X 33	140	707756	*	12	67		
574844	X 25	158	707758	*	11	67		
575246	X 34	84	707760	X 13	67			
575395	88	32	707854	*	43			
575943	34	58	708827	*	19	61		
575943	41	62	709036	*	32	80		
576242	1	57	X709048	X 30	70			
576331	30	29	709130	*	22	84		
576716	21	61	709409	*	1	66		
576717	20	61	X709412	X 1	73			
577675	41	50	709870	*	8	77		

SPERRY  NEW HOLLAND